









Warnings

-  Page is empty inside trim box (7x on pages 2,12,152,226,232,243-244)
-  Font SymbolMT-Identity-H uses an artificial italic style --> please check if used font family includes the used font style originally i.e. BOLD (6x on pages 68,156,222-223)
-  Font Arial-BoldMT-Identity-H, CourierNewPS-BoldMT-Identity-H, CourierNewPSMT-Identity-H, SymbolMT-Identity-H, TimesNewRoman,Bold-Identity-H, TimesNewRoman-Identity-H, TimesNewRomanPS-BoldMT-Identity-H, TimesNewRomanPS-ItalicMT-Identity-H, TimesNewRomanPSMT-Identity-H, Webdings-Identity-H, Wingdings-Regular-Identity-H is a composite font --> info message (1418x on pages 4...233)
-  Text of 1.98...4.98 pt is less than 5 pt --> please check for legibility (42x on pages 30...223)
-  Compression ratio of image is more than 15 --> please use correct jopotions (SpringerNature_Print) (15x on pages 62,98,115,144-146,150,202,206,221-222)
-  Gray (Separation) fonts are used (should be 100% black) --> gray fonts between 70 % and 84,9% are critical --> please check for wanted outcome (4x on pages 86,151,158,163)



Processing

Certified PDF status	Preflighted successfully
Preflight Profile	SpringerNature_Print_Books_V13_2016_10_06
Created by	Mark RübSam / Klaus Rüschoff Springer Nature
Pages processed	1-244
Application used to preflight	Enfocus PitStop Server 13 update 2 powered by Enfocus PitStop Library 13 update 2
Application used to create the report	Enfocus PitStop Library 13 update 2
Preflighted on	UTC: April 24, 2017 - 11:54:20 [April 24, 2017 - 17:24:20]

Document properties

Document Name	978-3-662-51750-5_Book_PrintPDF_m.pdf
Number of pages	244
PDF Version	1.3
Creation Date	UTC: April 24, 2017 - 09:56:52 [April 24, 2017 - 15:26:52]
Modification Date	UTC: April 24, 2017 - 11:51:52 [April 24, 2017 - 17:21:52]
Producer	Acrobat Distiller 9.4.0(Windows)
Creator	PScript5.dll Version 5.2.2
Author	-
Title	-
Subject	-
Keywords	-
Trapped	no
Trapping Information Present	no
Repaired on Open	no
Optimized for Fast Web View	no
Thumbnails Present	no
Binding	left
Job Ticket Present	no

Security

Encryption Type	not encrypted
Content Copying or Extraction	allowed
Content Access for Disabled Users	allowed
Adding or Modifying Annotations	allowed
Creating or Modifying Form Fields	allowed
Form Field Fill-in or Signing	allowed
Document Assembly	allowed
Other Document Modifications	allowed
Printing	high resolution

Compression

Data format	binary
Document structure compressed	yes
Filters used	CCITT, JPEG, ZIP



enfocus PITSTOPSERVER



Certified PDF Workflow Information

Status Incoming Document

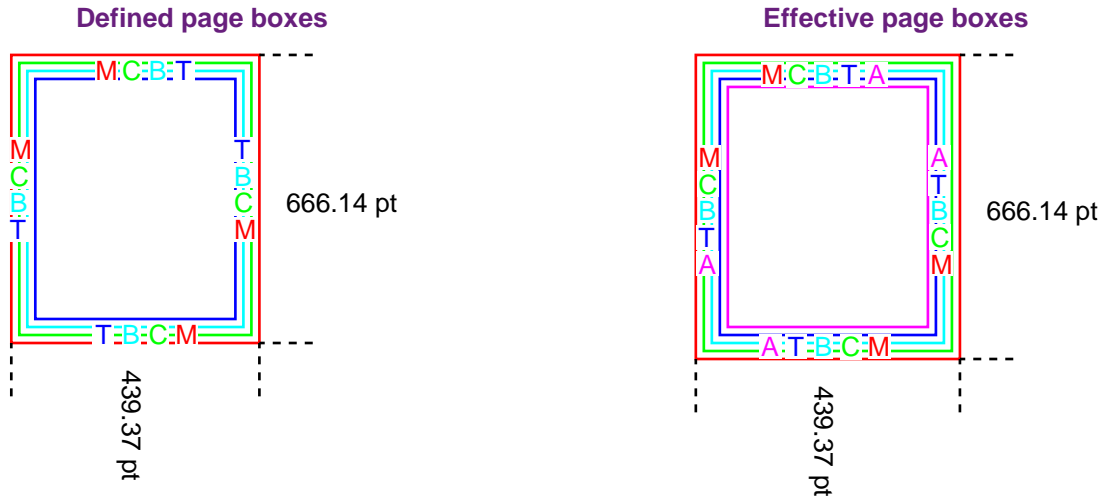
Not Certified

Action:

Started Certified PDF workflow

Status Outgoing Document

Preflight Profile Name:	SpringerNature_Print_Books_V13_2016_10_06
Author:	Mark Rübsam / Klaus Rüschoff
Company:	Springer Nature
Document Status	Preflighted successfully
Preflight Profile Status	Match



Page box	Defined size	Effective size
Media box (M)	439.37 x 666.14 pt	439.37 x 666.14 pt
Crop box (C)	439.37 x 666.14 pt	439.37 x 666.14 pt
Trim box (T)	439.37 x 666.14 pt	439.37 x 666.14 pt
Bleed box (B)	439.37 x 666.14 pt	439.37 x 666.14 pt
Art box (A)	not defined	439.37 x 666.14 pt

Defined for pages 1-244
 Media box starts at : (0, 0) pt
 Page rotation : 0 degrees
 Page scaling factor : 1



Font Information

	PostScript font name	Type	Embedded as	Subset	Encoding
🔍	Times-Roman	Type 1	Type 1	yes	Custom
🔍	CMSY10	Type 1	Type 1	yes	Custom
🔍	NimbusRomNo9L-Regu	Type 1	Type 1	yes	Custom
🔍	Springnew-Regular	Type 1	Type 1	yes	Custom
🔍	CMSY8	Type 1	Type 1	yes	Custom
🔍	Times-Italic	Type 1	Type 1	yes	Custom
🔍	TimesNewRoman-Identity-H	Composite T1	Type 1	yes	Identity-H
🔍	Arial-BoldMT-Identity-H	Composite T1	Type 1	yes	Identity-H
🔍	ArialMT	Type 1	Type 1	yes	Custom
🔍	SymbolMT-Identity-H	Composite T1	Type 1	yes	Identity-H
🔍	TimesNewRomanPSMT	Type 1	Type 1	yes	Custom
🔍	TimesNewRomanPS-BoldMT	Type 1	Type 1	yes	Custom
🔍	Arial-BoldItalicMT	Type 1	Type 1	yes	Custom
🔍	TimesNewRomanPSMT-Identity-H	Composite T1	Type 1	yes	Identity-H
🔍	TimesNewRomanPS-ItalicMT	Type 1	Type 1	yes	Custom
🔍	CourierNewPS-BoldMT-Identity-H	Composite T1	Type 1	yes	Identity-H
🔍	CourierNewPSMT-Identity-H	Composite T1	Type 1	yes	Identity-H
🔍	TimesNewRoman	Type 1	Type 1	yes	Custom
🔍	Wingdings-Regular-Identity-H	Composite T1	Type 1	yes	Identity-H
🔍	TimesNewRoman,Bold-Identity-H	Composite T1	Type 1	yes	Identity-H
🔍	TimesNewRomanPS-BoldMT-Identity-H	Composite T1	Type 1	yes	Identity-H
🔍	TimesNewRomanPS-BoldItalicMT	Type 1	Type 1	yes	Custom
🔍	Webdings-Identity-H	Composite T1	Type 1	yes	Identity-H
🔍	TimesNewRomanPS-ItalicMT-Identity-H	Composite T1	Type 1	yes	Identity-H



Image Information

Type	Color Space	Size (pixels)	Resolution (ppi)	Bits per channel	Page	Angle (degrees)	Shear	Flipped	Custom Transfer	Custom Halftone	Custom BG	Custom UCR
Grayscale	Gray	1358x1774	299.9x300	8	21	0	-	-	-	-	-	-
Grayscale	Gray	1200x725	299.8x299.7	8	24	0	-	-	-	-	-	-
Grayscale	Gray	1200x725	299.8x299.7	8	24	0	-	-	-	-	-	-
Grayscale	Gray	1334x572	299.9x299.7	8	38	0	-	-	-	-	-	-
Grayscale	Gray	1311x573	299.7x299.5	8	39	0	-	-	-	-	-	-
Mask	Gray	3594x2645	900x899.9	1	42	0	-	-	-	-	-	-
Mask	Gray	3693x2216	900x899.9	1	42	0	-	-	-	-	-	-
Grayscale	Gray	616x1564	299.8x299.8	8	45	0	-	-	-	-	-	-
Grayscale	Gray	1375x793	299.9x299.9	8	46	0	-	-	-	-	-	-
Grayscale	Gray	1422x931	299.8x299.7	8	55	0	-	-	-	-	-	-
Grayscale	Gray	1125x498	299.9x299.8	8	57	0	-	-	-	-	-	-
Grayscale	Gray	1125x498	299.9x299.9	8	57	0	-	-	-	-	-	-
Grayscale	Gray	1135x976	299.9x299.8	8	58	0	-	-	-	-	-	-
Grayscale	Gray	1355x830	299.8x299.8	8	58	0	-	-	-	-	-	-
Grayscale	Gray	1232x1642	299.9x299.9	8	60	0	-	-	-	-	-	-
Grayscale	Gray	1379x908	299.8x299.8	8	61	0	-	-	-	-	-	-
Grayscale	Gray	1455x313	299.9x299.9	8	62	0	-	-	-	-	-	-
Grayscale	Gray	1266x518	300x299.9	8	63	0	-	-	-	-	-	-
Grayscale	Gray	976x940	299.8x299.7	8	67	0	-	-	-	-	-	-
Grayscale	Gray	1345x1875	299.9x299.9	8	72	0	-	-	-	-	-	-
Grayscale	Gray	1056x697	300x299.8	8	78	0	-	-	-	-	-	-
Grayscale	Gray	1381x1854	299.9x299.8	8	82	0	-	-	-	-	-	-
Grayscale	Gray	1385x852	299.8x299.8	8	98	0	-	-	-	-	-	-
Grayscale	Gray	1382x525	299.8x299.6	8	99	0	-	-	-	-	-	-
Grayscale	Gray	1382x525	299.8x299.6	8	99	0	-	-	-	-	-	-
Grayscale	Gray	56x59	295.3x295.5	8	99	0	-	-	-	-	-	-
Grayscale	Gray	1347x1220	299.9x299.7	8	101	0	-	-	-	-	-	-
Grayscale	Gray	1379x419	299.8x299.7	8	110	0	-	-	-	-	-	-
Grayscale	Gray	1047x547	299.8x299.6	8	115	0	-	-	-	-	-	-
Grayscale	Gray	1387x709	299.9x299.8	8	116	0	-	-	-	-	-	-
Grayscale	Gray	1142x718	299.8x299.5	8	117	0	-	-	-	-	-	-
Grayscale	Gray	1146x745	299.8x299.8	8	117	0	-	-	-	-	-	-
Grayscale	Gray	766x519	299.8x299.9	8	118	0	-	-	-	-	-	-
Grayscale	Gray	1380x812	299.9x299.8	8	144	0	-	-	-	-	-	-
Grayscale	Gray	1379x812	299.8x299.9	8	145	0	-	-	-	-	-	-
Grayscale	Gray	1382x812	300x299.9	8	145	0	-	-	-	-	-	-
Grayscale	Gray	1382x813	300x299.8	8	146	0	-	-	-	-	-	-
Grayscale	Gray	672x519	299.6x299.5	8	148	0	-	-	-	-	-	-
Grayscale	Gray	675x519	299.7x299.3	8	148	0	-	-	-	-	-	-
Grayscale	Gray	675x519	299.7x299.3	8	148	0	-	-	-	-	-	-
Grayscale	Gray	675x519	299.7x299.3	8	148	0	-	-	-	-	-	-



enfocus PITSTOPSERVER



Image Information

Type	Color Space	Size (pixels)	Resolution (ppi)	Bits per channel	Page	Angle (degrees)	Shear	Flipped	Custom Transfer	Custom Halftone	Custom BG	Custom UCR
Grayscale	Gray	675x519	299.7x299.5	8	148	0	-	-	-	-	-	-
Grayscale	Gray	675x519	299.7x299.5	8	148	0	-	-	-	-	-	-
Grayscale	Gray	675x519	299.7x299.5	8	148	0	-	-	-	-	-	-
Grayscale	Gray	675x520	299.7x299.9	8	148	0	-	-	-	-	-	-
Grayscale	Gray	1326x392	300x299.3	8	150	0	-	-	-	-	-	-
Grayscale	Gray	1326x392	300x299.3	8	150	0	-	-	-	-	-	-
Grayscale	Gray	1388x453	299.9x299.4	8	150	0	-	-	-	-	-	-
Grayscale	Gray	1388x453	299.9x299.6	8	150	0	-	-	-	-	-	-
Grayscale	Gray	1049x771	219.9x219.7	8	155	0	-	-	-	-	-	-
Grayscale	Gray	712x546	299.7x299.6	8	160	0	-	-	-	-	-	-
Grayscale	Gray	712x546	299.7x299.8	8	160	0	-	-	-	-	-	-
Grayscale	Gray	1062x899	299.8x299.9	8	179	0	-	-	-	-	-	-
Grayscale	Gray	872x143	299.8x299.7	8	183	0	-	-	-	-	-	-
Grayscale	Gray	1379x878	299.8x299.8	8	185	0	-	-	-	-	-	-
Grayscale	Gray	1055x600	300x299.7	8	202	0	-	-	-	-	-	-
Grayscale	Gray	1378x863	299.9x299.9	8	204	0	-	-	-	-	-	-
Grayscale	Gray	1379x866	299.8x299.9	8	204	0	-	-	-	-	-	-
Grayscale	Gray	1092x585	300x299.9	8	206	0	-	-	-	-	-	-
Grayscale	Gray	655x663	299.9x299.9	8	209	0	-	-	-	-	-	-
Grayscale	Gray	623x694	299.4x299.7	8	210	0	-	-	-	-	-	-
Grayscale	Gray	1097x677	300x299.9	8	213	0	-	-	-	-	-	-
Grayscale	Gray	1394x882	299.9x299.9	8	214	0	-	-	-	-	-	-
Grayscale	Gray	1125x733	300x299.7	8	215	0	-	-	-	-	-	-
Grayscale	Gray	1150x698	299.8x299.7	8	215	0	-	-	-	-	-	-
Grayscale	Gray	1046x469	300x299.6	8	221	0	-	-	-	-	-	-
Grayscale	Gray	1035x482	299.8x299.6	8	222	0	-	-	-	-	-	-



enfocus
PITSTOPSERVER



OPI Information

No OPI



Color Information

Item	Value
Color Space	Gray
Page	1,3-11,13-151,153-225,227-231,233-242
Color Space	Separation (Process color)
Page	4
Name	■ Black
Alternate Space	CMYK
CMYK values	[0, 0, 0, 1]



🔍 Document

Ink	Percentage	Surface
Black	4.95%	3536272 sq pt
Total	4.95%	3536272 sq pt

🔍 Page 1

Ink	Percentage	Surface
Black	0.16%	479 sq pt
Total	0.16%	479 sq pt

🔍 Pages 2,12,152,226,232,243-244 don't use any inks

🔍 Page 3

Ink	Percentage	Surface
Black	1.75%	5140 sq pt
Total	1.75%	5140 sq pt

🔍 Page 4

Ink	Percentage	Surface
Black	2.79%	8171 sq pt
Total	2.79%	8171 sq pt

🔍 Page 5

Ink	Percentage	Surface
Black	4.93%	14451 sq pt
Total	4.93%	14451 sq pt

🔍 Page 6

Ink	Percentage	Surface
Black	1.15%	3368 sq pt
Total	1.15%	3368 sq pt

🔍 Page 7

Ink	Percentage	Surface
Black	3.71%	10873 sq pt
Total	3.71%	10873 sq pt



🔍 Page 8

Ink	Percentage	Surface
Black	4.72%	13822 sq pt
Total	4.72%	13822 sq pt

🔍 Page 9

Ink	Percentage	Surface
Black	5.11%	14968 sq pt
Total	5.11%	14968 sq pt

🔍 Page 10

Ink	Percentage	Surface
Black	5.06%	14825 sq pt
Total	5.06%	14825 sq pt

🔍 Page 11

Ink	Percentage	Surface
Black	1.79%	5248 sq pt
Total	1.79%	5248 sq pt

🔍 Page 13

Ink	Percentage	Surface
Black	5.02%	14724 sq pt
Total	5.02%	14724 sq pt

🔍 Page 14

Ink	Percentage	Surface
Black	6.52%	19119 sq pt
Total	6.52%	19119 sq pt

🔍 Page 15

Ink	Percentage	Surface
Black	6.69%	19619 sq pt
Total	6.69%	19619 sq pt

🔍 Page 16

Ink	Percentage	Surface
-----	------------	---------



Black	4.62%	13525 sq pt
Total	4.62%	13525 sq pt
Page 17		
Ink	Percentage	Surface
Black	4.87%	14276 sq pt
Total	4.87%	14276 sq pt
Page 18		
Ink	Percentage	Surface
Black	3.24%	9496 sq pt
Total	3.24%	9496 sq pt
Page 19		
Ink	Percentage	Surface
Black	4.27%	12521 sq pt
Total	4.27%	12521 sq pt
Page 20		
Ink	Percentage	Surface
Black	4.91%	14392 sq pt
Total	4.91%	14392 sq pt
Page 21		
Ink	Percentage	Surface
Black	2.88%	8427 sq pt
Total	2.88%	8427 sq pt
Page 22		
Ink	Percentage	Surface
Black	2.91%	8523 sq pt
Total	2.91%	8523 sq pt
Page 23		
Ink	Percentage	Surface
Black	4.31%	12628 sq pt
Total	4.31%	12628 sq pt



🔍 Page 24

Ink	Percentage	Surface
Black	5.3%	15524 sq pt
Total	5.3%	15524 sq pt

🔍 Page 25

Ink	Percentage	Surface
Black	3.78%	11084 sq pt
Total	3.78%	11084 sq pt

🔍 Page 26

Ink	Percentage	Surface
Black	4.14%	12146 sq pt
Total	4.14%	12146 sq pt

🔍 Page 27

Ink	Percentage	Surface
Black	3.87%	11338 sq pt
Total	3.87%	11338 sq pt

🔍 Page 28

Ink	Percentage	Surface
Black	3.84%	11262 sq pt
Total	3.84%	11262 sq pt

🔍 Page 29

Ink	Percentage	Surface
Black	4.17%	12234 sq pt
Total	4.17%	12234 sq pt

🔍 Page 30

Ink	Percentage	Surface
Black	5.48%	16059 sq pt
Total	5.48%	16059 sq pt

🔍 Page 31

Ink	Percentage	Surface
-----	------------	---------



Ink Information

Black	4.66%	13665 sq pt
Total	4.66%	13665 sq pt
Page 32		
Ink	Percentage	Surface
Black	6.05%	17716 sq pt
Total	6.05%	17716 sq pt
Page 33		
Ink	Percentage	Surface
Black	5.02%	14716 sq pt
Total	5.02%	14716 sq pt
Page 34		
Ink	Percentage	Surface
Black	5%	14653 sq pt
Total	5%	14653 sq pt
Page 35		
Ink	Percentage	Surface
Black	5.06%	14815 sq pt
Total	5.06%	14815 sq pt
Page 36		
Ink	Percentage	Surface
Black	5.38%	15780 sq pt
Total	5.38%	15780 sq pt
Page 37		
Ink	Percentage	Surface
Black	6.04%	17695 sq pt
Total	6.04%	17695 sq pt
Page 38		
Ink	Percentage	Surface
Black	4.98%	14583 sq pt
Total	4.98%	14583 sq pt



🔍 Page 39

Ink	Percentage	Surface
Black	3.83%	11224 sq pt
Total	3.83%	11224 sq pt

🔍 Page 40

Ink	Percentage	Surface
Black	5.56%	16286 sq pt
Total	5.56%	16286 sq pt

🔍 Page 41

Ink	Percentage	Surface
Black	5.71%	16740 sq pt
Total	5.71%	16740 sq pt

🔍 Page 42

Ink	Percentage	Surface
Black	3.34%	9776 sq pt
Total	3.34%	9776 sq pt

🔍 Page 43

Ink	Percentage	Surface
Black	4.01%	11744 sq pt
Total	4.01%	11744 sq pt

🔍 Page 44

Ink	Percentage	Surface
Black	5.22%	15294 sq pt
Total	5.22%	15294 sq pt

🔍 Page 45

Ink	Percentage	Surface
Black	4.71%	13811 sq pt
Total	4.71%	13811 sq pt

🔍 Page 46

Ink	Percentage	Surface
-----	------------	---------



Ink Information

Black	6.22%	18215 sq pt
Total	6.22%	18215 sq pt
Page 47		
Ink	Percentage	Surface
Black	6.11%	17908 sq pt
Total	6.11%	17908 sq pt
Page 48		
Ink	Percentage	Surface
Black	6.7%	19638 sq pt
Total	6.7%	19638 sq pt
Page 49		
Ink	Percentage	Surface
Black	5.59%	16386 sq pt
Total	5.59%	16386 sq pt
Page 50		
Ink	Percentage	Surface
Black	5.56%	16293 sq pt
Total	5.56%	16293 sq pt
Page 51		
Ink	Percentage	Surface
Black	4.52%	13242 sq pt
Total	4.52%	13242 sq pt
Page 52		
Ink	Percentage	Surface
Black	5%	14650 sq pt
Total	5%	14650 sq pt
Page 53		
Ink	Percentage	Surface
Black	3.66%	10730 sq pt
Total	3.66%	10730 sq pt



🔍 Page 54

Ink	Percentage	Surface
Black	2.22%	6494 sq pt
Total	2.22%	6494 sq pt

🔍 Page 55

Ink	Percentage	Surface
Black	5.48%	16052 sq pt
Total	5.48%	16052 sq pt

🔍 Page 56

Ink	Percentage	Surface
Black	4.35%	12751 sq pt
Total	4.35%	12751 sq pt

🔍 Page 57

Ink	Percentage	Surface
Black	5.23%	15324 sq pt
Total	5.23%	15324 sq pt

🔍 Page 58

Ink	Percentage	Surface
Black	3.2%	9365 sq pt
Total	3.2%	9365 sq pt

🔍 Page 59

Ink	Percentage	Surface
Black	4.94%	14476 sq pt
Total	4.94%	14476 sq pt

🔍 Page 60

Ink	Percentage	Surface
Black	5.19%	15216 sq pt
Total	5.19%	15216 sq pt

🔍 Page 61

Ink	Percentage	Surface
-----	------------	---------



Black	12.78%	37439 sq pt
Total	12.78%	37439 sq pt

🔍 Page 62

Ink	Percentage	Surface
Black	7.17%	21015 sq pt
Total	7.17%	21015 sq pt

🔍 Page 63

Ink	Percentage	Surface
Black	5.55%	16271 sq pt
Total	5.55%	16271 sq pt

🔍 Page 64

Ink	Percentage	Surface
Black	3.91%	11469 sq pt
Total	3.91%	11469 sq pt

🔍 Page 65

Ink	Percentage	Surface
Black	3.16%	9251 sq pt
Total	3.16%	9251 sq pt

🔍 Page 66

Ink	Percentage	Surface
Black	4.09%	11989 sq pt
Total	4.09%	11989 sq pt

🔍 Page 67

Ink	Percentage	Surface
Black	3.83%	11225 sq pt
Total	3.83%	11225 sq pt

🔍 Page 68

Ink	Percentage	Surface
Black	3.93%	11519 sq pt
Total	3.93%	11519 sq pt



🔍 Page 69

Ink	Percentage	Surface
Black	2.21%	6469 sq pt
Total	2.21%	6469 sq pt

🔍 Page 70

Ink	Percentage	Surface
Black	4.96%	14526 sq pt
Total	4.96%	14526 sq pt

🔍 Page 71

Ink	Percentage	Surface
Black	6.03%	17679 sq pt
Total	6.03%	17679 sq pt

🔍 Page 72

Ink	Percentage	Surface
Black	3.06%	8968 sq pt
Total	3.06%	8968 sq pt

🔍 Page 73

Ink	Percentage	Surface
Black	5.11%	14965 sq pt
Total	5.11%	14965 sq pt

🔍 Page 74

Ink	Percentage	Surface
Black	4.68%	13713 sq pt
Total	4.68%	13713 sq pt

🔍 Page 75

Ink	Percentage	Surface
Black	3.88%	11380 sq pt
Total	3.88%	11380 sq pt

🔍 Page 76

Ink	Percentage	Surface
-----	------------	---------



Ink Information

Black	5.66%	16575 sq pt
Total	5.66%	16575 sq pt

🔍 Page 77

Ink	Percentage	Surface
Black	4.88%	14286 sq pt
Total	4.88%	14286 sq pt

🔍 Page 78

Ink	Percentage	Surface
Black	5.21%	15256 sq pt
Total	5.21%	15256 sq pt

🔍 Page 79

Ink	Percentage	Surface
Black	6.82%	19987 sq pt
Total	6.82%	19987 sq pt

🔍 Page 80

Ink	Percentage	Surface
Black	0.85%	2484 sq pt
Total	0.85%	2484 sq pt

🔍 Page 81

Ink	Percentage	Surface
Black	4.65%	13629 sq pt
Total	4.65%	13629 sq pt

🔍 Page 82

Ink	Percentage	Surface
Black	3.74%	10973 sq pt
Total	3.74%	10973 sq pt

🔍 Page 83

Ink	Percentage	Surface
Black	4.74%	13895 sq pt
Total	4.74%	13895 sq pt



🔍 Page 84

Ink	Percentage	Surface
Black	6%	17575 sq pt
Total	6%	17575 sq pt

🔍 Page 85

Ink	Percentage	Surface
Black	6.21%	18206 sq pt
Total	6.21%	18206 sq pt

🔍 Page 86

Ink	Percentage	Surface
Black	6.66%	19526 sq pt
Total	6.66%	19526 sq pt

🔍 Page 87

Ink	Percentage	Surface
Black	3.86%	11299 sq pt
Total	3.86%	11299 sq pt

🔍 Page 88

Ink	Percentage	Surface
Black	3.18%	9307 sq pt
Total	3.18%	9307 sq pt

🔍 Page 89

Ink	Percentage	Surface
Black	4.73%	13864 sq pt
Total	4.73%	13864 sq pt

🔍 Page 90

Ink	Percentage	Surface
Black	5.1%	14959 sq pt
Total	5.1%	14959 sq pt

🔍 Page 91

Ink	Percentage	Surface
-----	------------	---------



Ink Information

Black	6.06%	17751 sq pt
Total	6.06%	17751 sq pt
Page 92		
Ink	Percentage	Surface
Black	5.73%	16786 sq pt
Total	5.73%	16786 sq pt
Page 93		
Ink	Percentage	Surface
Black	6.07%	17781 sq pt
Total	6.07%	17781 sq pt
Page 94		
Ink	Percentage	Surface
Black	6.92%	20266 sq pt
Total	6.92%	20266 sq pt
Page 95		
Ink	Percentage	Surface
Black	7.64%	22381 sq pt
Total	7.64%	22381 sq pt
Page 96		
Ink	Percentage	Surface
Black	7%	20503 sq pt
Total	7%	20503 sq pt
Page 97		
Ink	Percentage	Surface
Black	5.11%	14965 sq pt
Total	5.11%	14965 sq pt
Page 98		
Ink	Percentage	Surface
Black	4.68%	13725 sq pt
Total	4.68%	13725 sq pt



🔍 Page 99

Ink	Percentage	Surface
Black	6.32%	18508 sq pt
Total	6.32%	18508 sq pt

🔍 Page 100

Ink	Percentage	Surface
Black	5.46%	16005 sq pt
Total	5.46%	16005 sq pt

🔍 Page 101

Ink	Percentage	Surface
Black	5.76%	16885 sq pt
Total	5.76%	16885 sq pt

🔍 Page 102

Ink	Percentage	Surface
Black	7.17%	21022 sq pt
Total	7.17%	21022 sq pt

🔍 Page 103

Ink	Percentage	Surface
Black	5.61%	16425 sq pt
Total	5.61%	16425 sq pt

🔍 Page 104

Ink	Percentage	Surface
Black	4.73%	13869 sq pt
Total	4.73%	13869 sq pt

🔍 Page 105

Ink	Percentage	Surface
Black	5.08%	14883 sq pt
Total	5.08%	14883 sq pt

🔍 Page 106

Ink	Percentage	Surface
-----	------------	---------



Ink Information

Black	4.48%	13122 sq pt
Total	4.48%	13122 sq pt

🔍 Page 107

Ink	Percentage	Surface
Black	6.46%	18932 sq pt
Total	6.46%	18932 sq pt

🔍 Page 108

Ink	Percentage	Surface
Black	6.03%	17682 sq pt
Total	6.03%	17682 sq pt

🔍 Page 109

Ink	Percentage	Surface
Black	5.01%	14674 sq pt
Total	5.01%	14674 sq pt

🔍 Page 110

Ink	Percentage	Surface
Black	8.44%	24736 sq pt
Total	8.44%	24736 sq pt

🔍 Page 111

Ink	Percentage	Surface
Black	5.98%	17536 sq pt
Total	5.98%	17536 sq pt

🔍 Page 112

Ink	Percentage	Surface
Black	5.07%	14847 sq pt
Total	5.07%	14847 sq pt

🔍 Page 113

Ink	Percentage	Surface
Black	5.7%	16703 sq pt
Total	5.7%	16703 sq pt



🔍 Page 114

Ink	Percentage	Surface
Black	4.75%	13930 sq pt
Total	4.75%	13930 sq pt

🔍 Page 115

Ink	Percentage	Surface
Black	5.05%	14811 sq pt
Total	5.05%	14811 sq pt

🔍 Page 116

Ink	Percentage	Surface
Black	4.24%	12418 sq pt
Total	4.24%	12418 sq pt

🔍 Page 117

Ink	Percentage	Surface
Black	6.52%	19118 sq pt
Total	6.52%	19118 sq pt

🔍 Page 118

Ink	Percentage	Surface
Black	5.08%	14880 sq pt
Total	5.08%	14880 sq pt

🔍 Page 119

Ink	Percentage	Surface
Black	5.52%	16163 sq pt
Total	5.52%	16163 sq pt

🔍 Page 120

Ink	Percentage	Surface
Black	3.6%	10559 sq pt
Total	3.6%	10559 sq pt

🔍 Page 121

Ink	Percentage	Surface
-----	------------	---------



Ink Information

Black	5.23%	15333 sq pt
Total	5.23%	15333 sq pt

🔍 Page 122

Ink	Percentage	Surface
Black	3.34%	9783 sq pt
Total	3.34%	9783 sq pt

🔍 Page 123

Ink	Percentage	Surface
Black	5.59%	16371 sq pt
Total	5.59%	16371 sq pt

🔍 Page 124

Ink	Percentage	Surface
Black	2.91%	8527 sq pt
Total	2.91%	8527 sq pt

🔍 Page 125

Ink	Percentage	Surface
Black	4.88%	14298 sq pt
Total	4.88%	14298 sq pt

🔍 Page 126

Ink	Percentage	Surface
Black	6.05%	17715 sq pt
Total	6.05%	17715 sq pt

🔍 Page 127

Ink	Percentage	Surface
Black	3.38%	9894 sq pt
Total	3.38%	9894 sq pt

🔍 Page 128

Ink	Percentage	Surface
Black	3.53%	10350 sq pt
Total	3.53%	10350 sq pt



🔍 Page 129

Ink	Percentage	Surface
Black	4.77%	13987 sq pt
Total	4.77%	13987 sq pt

🔍 Page 130

Ink	Percentage	Surface
Black	6.28%	18405 sq pt
Total	6.28%	18405 sq pt

🔍 Page 131

Ink	Percentage	Surface
Black	5.52%	16169 sq pt
Total	5.52%	16169 sq pt

🔍 Page 132

Ink	Percentage	Surface
Black	5.42%	15885 sq pt
Total	5.42%	15885 sq pt

🔍 Page 133

Ink	Percentage	Surface
Black	5.06%	14828 sq pt
Total	5.06%	14828 sq pt

🔍 Page 134

Ink	Percentage	Surface
Black	3.94%	11550 sq pt
Total	3.94%	11550 sq pt

🔍 Page 135

Ink	Percentage	Surface
Black	3.06%	8966 sq pt
Total	3.06%	8966 sq pt

🔍 Page 136

Ink	Percentage	Surface
-----	------------	---------



Black	3.22%	9444 sq pt
Total	3.22%	9444 sq pt

🔍 Page 137

Ink	Percentage	Surface
Black	3.87%	11328 sq pt
Total	3.87%	11328 sq pt

🔍 Page 138

Ink	Percentage	Surface
Black	4.86%	14247 sq pt
Total	4.86%	14247 sq pt

🔍 Page 139

Ink	Percentage	Surface
Black	4.82%	14129 sq pt
Total	4.82%	14129 sq pt

🔍 Page 140

Ink	Percentage	Surface
Black	3.45%	10109 sq pt
Total	3.45%	10109 sq pt

🔍 Page 141

Ink	Percentage	Surface
Black	5.9%	17280 sq pt
Total	5.9%	17280 sq pt

🔍 Page 142

Ink	Percentage	Surface
Black	6.71%	19652 sq pt
Total	6.71%	19652 sq pt

🔍 Page 143

Ink	Percentage	Surface
Black	4.82%	14113 sq pt
Total	4.82%	14113 sq pt



🔍 Page 144

Ink	Percentage	Surface
Black	3.35%	9806 sq pt
Total	3.35%	9806 sq pt

🔍 Page 145

Ink	Percentage	Surface
Black	2.66%	7798 sq pt
Total	2.66%	7798 sq pt

🔍 Page 146

Ink	Percentage	Surface
Black	4.72%	13842 sq pt
Total	4.72%	13842 sq pt

🔍 Page 147

Ink	Percentage	Surface
Black	5.77%	16919 sq pt
Total	5.77%	16919 sq pt

🔍 Page 148

Ink	Percentage	Surface
Black	8.79%	25762 sq pt
Total	8.79%	25762 sq pt

🔍 Page 149

Ink	Percentage	Surface
Black	3.84%	11248 sq pt
Total	3.84%	11248 sq pt

🔍 Page 150

Ink	Percentage	Surface
Black	15.09%	44208 sq pt
Total	15.09%	44208 sq pt

🔍 Page 151

Ink	Percentage	Surface
-----	------------	---------



Black	1.53%	4478 sq pt
Total	1.53%	4478 sq pt

🔍 Page 153

Ink	Percentage	Surface
Black	3.72%	10909 sq pt
Total	3.72%	10909 sq pt

🔍 Page 154

Ink	Percentage	Surface
Black	4.29%	12578 sq pt
Total	4.29%	12578 sq pt

🔍 Page 155

Ink	Percentage	Surface
Black	4.85%	14200 sq pt
Total	4.85%	14200 sq pt

🔍 Page 156

Ink	Percentage	Surface
Black	5.2%	15228 sq pt
Total	5.2%	15228 sq pt

🔍 Page 157

Ink	Percentage	Surface
Black	5.3%	15530 sq pt
Total	5.3%	15530 sq pt

🔍 Page 158

Ink	Percentage	Surface
Black	5.72%	16768 sq pt
Total	5.72%	16768 sq pt

🔍 Page 159

Ink	Percentage	Surface
Black	5.76%	16893 sq pt
Total	5.76%	16893 sq pt



🔍 Page 160

Ink	Percentage	Surface
Black	12.88%	37747 sq pt
Total	12.88%	37747 sq pt

🔍 Page 161

Ink	Percentage	Surface
Black	4.49%	13154 sq pt
Total	4.49%	13154 sq pt

🔍 Page 162

Ink	Percentage	Surface
Black	6.45%	18887 sq pt
Total	6.45%	18887 sq pt

🔍 Page 163

Ink	Percentage	Surface
Black	6.81%	19962 sq pt
Total	6.81%	19962 sq pt

🔍 Page 164

Ink	Percentage	Surface
Black	6.01%	17620 sq pt
Total	6.01%	17620 sq pt

🔍 Page 165

Ink	Percentage	Surface
Black	5.73%	16793 sq pt
Total	5.73%	16793 sq pt

🔍 Page 166

Ink	Percentage	Surface
Black	5.02%	14705 sq pt
Total	5.02%	14705 sq pt

🔍 Page 167

Ink	Percentage	Surface
-----	------------	---------



Ink Information

Black	6.19%	18144 sq pt
Total	6.19%	18144 sq pt

🔍 Page 168

Ink	Percentage	Surface
Black	4.53%	13287 sq pt
Total	4.53%	13287 sq pt

🔍 Page 169

Ink	Percentage	Surface
Black	5.58%	16352 sq pt
Total	5.58%	16352 sq pt

🔍 Page 170

Ink	Percentage	Surface
Black	5.76%	16871 sq pt
Total	5.76%	16871 sq pt

🔍 Page 171

Ink	Percentage	Surface
Black	5.51%	16159 sq pt
Total	5.51%	16159 sq pt

🔍 Page 172

Ink	Percentage	Surface
Black	5.51%	16147 sq pt
Total	5.51%	16147 sq pt

🔍 Page 173

Ink	Percentage	Surface
Black	5.66%	16588 sq pt
Total	5.66%	16588 sq pt

🔍 Page 174

Ink	Percentage	Surface
Black	5.85%	17136 sq pt
Total	5.85%	17136 sq pt



🔍 Page 175

Ink	Percentage	Surface
Black	6.12%	17944 sq pt
Total	6.12%	17944 sq pt

🔍 Page 176

Ink	Percentage	Surface
Black	3.12%	9135 sq pt
Total	3.12%	9135 sq pt

🔍 Page 177

Ink	Percentage	Surface
Black	3.42%	10013 sq pt
Total	3.42%	10013 sq pt

🔍 Page 178

Ink	Percentage	Surface
Black	7.5%	21964 sq pt
Total	7.5%	21964 sq pt

🔍 Page 179

Ink	Percentage	Surface
Black	13.68%	40094 sq pt
Total	13.68%	40094 sq pt

🔍 Page 180

Ink	Percentage	Surface
Black	5.63%	16499 sq pt
Total	5.63%	16499 sq pt

🔍 Page 181

Ink	Percentage	Surface
Black	7%	20512 sq pt
Total	7%	20512 sq pt

🔍 Page 182

Ink	Percentage	Surface
-----	------------	---------



Black	6.75%	19779 sq pt
Total	6.75%	19779 sq pt

🔍 Page 183

Ink	Percentage	Surface
Black	6.21%	18186 sq pt
Total	6.21%	18186 sq pt

🔍 Page 184

Ink	Percentage	Surface
Black	2.88%	8426 sq pt
Total	2.88%	8426 sq pt

🔍 Page 185

Ink	Percentage	Surface
Black	8.58%	25156 sq pt
Total	8.58%	25156 sq pt

🔍 Page 186

Ink	Percentage	Surface
Black	6.82%	19979 sq pt
Total	6.82%	19979 sq pt

🔍 Page 187

Ink	Percentage	Surface
Black	6.09%	17858 sq pt
Total	6.09%	17858 sq pt

🔍 Page 188

Ink	Percentage	Surface
Black	3.96%	11618 sq pt
Total	3.96%	11618 sq pt

🔍 Page 189

Ink	Percentage	Surface
Black	5.17%	15154 sq pt
Total	5.17%	15154 sq pt



🔍 Page 190

Ink	Percentage	Surface
Black	4.2%	12316 sq pt
Total	4.2%	12316 sq pt

🔍 Page 191

Ink	Percentage	Surface
Black	5.71%	16739 sq pt
Total	5.71%	16739 sq pt

🔍 Page 192

Ink	Percentage	Surface
Black	4.83%	14141 sq pt
Total	4.83%	14141 sq pt

🔍 Page 193

Ink	Percentage	Surface
Black	4.46%	13062 sq pt
Total	4.46%	13062 sq pt

🔍 Page 194

Ink	Percentage	Surface
Black	6.34%	18578 sq pt
Total	6.34%	18578 sq pt

🔍 Page 195

Ink	Percentage	Surface
Black	5.93%	17388 sq pt
Total	5.93%	17388 sq pt

🔍 Page 196

Ink	Percentage	Surface
Black	6.12%	17926 sq pt
Total	6.12%	17926 sq pt

🔍 Page 197

Ink	Percentage	Surface
-----	------------	---------



Black	7.65%	22411 sq pt
Total	7.65%	22411 sq pt

🔍 Page 198

Ink	Percentage	Surface
Black	7.16%	20984 sq pt
Total	7.16%	20984 sq pt

🔍 Page 199

Ink	Percentage	Surface
Black	6.57%	19262 sq pt
Total	6.57%	19262 sq pt

🔍 Page 200

Ink	Percentage	Surface
Black	4.75%	13920 sq pt
Total	4.75%	13920 sq pt

🔍 Page 201

Ink	Percentage	Surface
Black	6.91%	20240 sq pt
Total	6.91%	20240 sq pt

🔍 Page 202

Ink	Percentage	Surface
Black	4.95%	14513 sq pt
Total	4.95%	14513 sq pt

🔍 Page 203

Ink	Percentage	Surface
Black	5.88%	17222 sq pt
Total	5.88%	17222 sq pt

🔍 Page 204

Ink	Percentage	Surface
Black	9.94%	29131 sq pt
Total	9.94%	29131 sq pt



🔍 Page 205

Ink	Percentage	Surface
Black	6.08%	17830 sq pt
Total	6.08%	17830 sq pt

🔍 Page 206

Ink	Percentage	Surface
Black	4.73%	13853 sq pt
Total	4.73%	13853 sq pt

🔍 Page 207

Ink	Percentage	Surface
Black	6.24%	18272 sq pt
Total	6.24%	18272 sq pt

🔍 Page 208

Ink	Percentage	Surface
Black	5.78%	16944 sq pt
Total	5.78%	16944 sq pt

🔍 Page 209

Ink	Percentage	Surface
Black	5.47%	16039 sq pt
Total	5.47%	16039 sq pt

🔍 Page 210

Ink	Percentage	Surface
Black	6.26%	18330 sq pt
Total	6.26%	18330 sq pt

🔍 Page 211

Ink	Percentage	Surface
Black	5.52%	16183 sq pt
Total	5.52%	16183 sq pt

🔍 Page 212

Ink	Percentage	Surface
-----	------------	---------



Ink Information

Black	3.88%	11366 sq pt
Total	3.88%	11366 sq pt

🔍 Page 213

Ink	Percentage	Surface
Black	5.34%	15636 sq pt
Total	5.34%	15636 sq pt

🔍 Page 214

Ink	Percentage	Surface
Black	5.67%	16607 sq pt
Total	5.67%	16607 sq pt

🔍 Page 215

Ink	Percentage	Surface
Black	4.49%	13156 sq pt
Total	4.49%	13156 sq pt

🔍 Page 216

Ink	Percentage	Surface
Black	4.64%	13611 sq pt
Total	4.64%	13611 sq pt

🔍 Page 217

Ink	Percentage	Surface
Black	5.16%	15120 sq pt
Total	5.16%	15120 sq pt

🔍 Page 218

Ink	Percentage	Surface
Black	5.54%	16235 sq pt
Total	5.54%	16235 sq pt

🔍 Page 219

Ink	Percentage	Surface
Black	5.44%	15932 sq pt
Total	5.44%	15932 sq pt



🔍 Page 220

Ink	Percentage	Surface
Black	4.52%	13258 sq pt
Total	4.52%	13258 sq pt

🔍 Page 221

Ink	Percentage	Surface
Black	4.62%	13552 sq pt
Total	4.62%	13552 sq pt

🔍 Page 222

Ink	Percentage	Surface
Black	4.31%	12621 sq pt
Total	4.31%	12621 sq pt

🔍 Page 223

Ink	Percentage	Surface
Black	4.14%	12123 sq pt
Total	4.14%	12123 sq pt

🔍 Page 224

Ink	Percentage	Surface
Black	4.32%	12660 sq pt
Total	4.32%	12660 sq pt

🔍 Page 225

Ink	Percentage	Surface
Black	1.63%	4771 sq pt
Total	1.63%	4771 sq pt

🔍 Page 227

Ink	Percentage	Surface
Black	4.2%	12305 sq pt
Total	4.2%	12305 sq pt

🔍 Page 228

Ink	Percentage	Surface
-----	------------	---------



Ink Information

Black	5.85%	17137 sq pt
Total	5.85%	17137 sq pt

🔍 Page 229

Ink	Percentage	Surface
Black	6.32%	18524 sq pt
Total	6.32%	18524 sq pt

🔍 Page 230

Ink	Percentage	Surface
Black	6.06%	17773 sq pt
Total	6.06%	17773 sq pt

🔍 Page 231

Ink	Percentage	Surface
Black	5.92%	17357 sq pt
Total	5.92%	17357 sq pt

🔍 Page 233

Ink	Percentage	Surface
Black	2.72%	7957 sq pt
Total	2.72%	7957 sq pt

🔍 Page 234

Ink	Percentage	Surface
Black	3.61%	10564 sq pt
Total	3.61%	10564 sq pt

🔍 Page 235

Ink	Percentage	Surface
Black	3.49%	10239 sq pt
Total	3.49%	10239 sq pt

🔍 Page 236

Ink	Percentage	Surface
Black	3.72%	10891 sq pt
Total	3.72%	10891 sq pt



🔍 Page 237

Ink	Percentage	Surface
Black	4.11%	12031 sq pt
Total	4.11%	12031 sq pt

🔍 Page 238

Ink	Percentage	Surface
Black	3.5%	10267 sq pt
Total	3.5%	10267 sq pt

🔍 Page 239

Ink	Percentage	Surface
Black	3.84%	11253 sq pt
Total	3.84%	11253 sq pt

🔍 Page 240

Ink	Percentage	Surface
Black	3.43%	10053 sq pt
Total	3.43%	10053 sq pt

🔍 Page 241

Ink	Percentage	Surface
Black	3.91%	11470 sq pt
Total	3.91%	11470 sq pt

🔍 Page 242

Ink	Percentage	Surface
Black	0.37%	1072 sq pt
Total	0.37%	1072 sq pt



enfocus PITSTOPSERVER



Output Intents

GTS_PDFX

Output condition	ISO Coated v2 300% (ECI)
Output condition identifier	Custom
Additional information	ISO Coated v2 300% (ECI)
Destination output profile	ISO Coated v2 300% (ECI)