

Chapter 2

Intuitionistic Fuzzy Clustering Algorithms

Since the fuzzy set theory was introduced (Zadeh 1965), many scholars have investigated the issue how to cluster the fuzzy sets, and a lot of clustering algorithms have been developed for fuzzy sets, such as the fuzzy c-means clustering algorithm (Fan et al. 2004), the maximum tree clustering algorithm (Christopher and Burges 1998), and the net-making clustering method (Wang 1983), etc. However, the studies on clustering problems with intuitionistic fuzzy information are still at an initial stage (Wang et al. 2011, 2012; Xu 2009; Xu and Cai 2012; Xu and Wu 2010; Xu et al. 2008, 2011; Zhang et al. 2007; Zhao et al. 2012a, b). Zhang et al. (2007) first defined the concept of the intuitionistic fuzzy similarity degree and constructed an intuitionistic fuzzy similarity matrix, and then proposed a procedure for deriving an intuitionistic fuzzy equivalence matrix by using the transitive closure of the intuitionistic fuzzy similarity matrix. After that, they presented a clustering technique of IFSs on the basis of the λ -cutting matrix of the interval-valued matrix. Xu et al. (2008) defined the concepts of the association matrix and the equivalent association matrix, they introduced some methods for calculating the association coefficients of IFSs, and used the derived association coefficients to construct an association matrix, from which they derived an equivalent association matrix. Based on the equivalent association matrix, a clustering algorithm for IFSs was developed and extended to cluster interval-valued intuitionistic fuzzy sets (IVIFSs). Xu (2009) introduced an intuitionistic fuzzy hierarchical algorithm for clustering IFSs, which is based on the traditional hierarchical clustering procedure, the intuitionistic fuzzy aggregation operator, and some basic distance measures, such as the Hamming distance, the normalized Hamming distance, the Euclidean distance, and the normalized Euclidean distance, etc. Xu and Wu (2010) developed an intuitionistic fuzzy C-means clustering algorithm to cluster IFSs, which is based on the well-known fuzzy C-means clustering method (Bezdek 1981) and the basic distance measures between IFSs. Then, they extended the algorithm for clustering IVIFSs. Xu et al. (2011) extended the fuzzy closeness degree (Wang 1983) to the intuitionistic fuzzy closeness degree, and defined an intuitionistic fuzzy vector, the inner and outer products of intuitionistic fuzzy vectors. Based on the intuitionistic fuzzy closeness degree, they put forward a new method of constructing intuitionistic fuzzy similarity matrix. Zhao et al. (2012a) developed an

intuitionistic fuzzy minimum spanning tree (MST) clustering algorithm to deal with intuitionistic fuzzy information. Zhao et al. (2012b) gave a measure for calculating the association coefficient between IFVs, and presented an algorithm for clustering IFVs. Moreover, they extended the algorithm to cluster IVIFVs. Wang et al. (2011) proposed a formula to derive the intuitionistic fuzzy similarity degree between two IFSs and developed an approach to constructing an intuitionistic fuzzy similarity matrix. Then, they presented a netting method to make cluster analysis of IFSs via intuitionistic fuzzy similarity matrix. Wang et al. (2012) developed an intuitionistic fuzzy implication operator and extended the Lukasiewicz implication operator to intuitionistic fuzzy environments, and then defined an intuitionistic fuzzy triangle product and an intuitionistic fuzzy square product. Furthermore, they used the intuitionistic fuzzy square product to construct an intuitionistic fuzzy similarity matrix, based on which a direct method for intuitionistic fuzzy cluster analysis was given.

Considering their wide range of application prospects of the intuitionistic fuzzy clustering techniques in the fields of medical diagnosis, pattern recognition, etc. (Xu and Cai 2012), in this chapter, we shall give a detailed introduction of the above intuitionistic fuzzy clustering algorithms.

2.1 Clustering Algorithms Based on Intuitionistic Fuzzy Similarity Matrices

Let $\alpha = (\mu_\alpha, \nu_\alpha)$, $\alpha_1 = (\mu_{\alpha_1}, \nu_{\alpha_1})$, and $\alpha_2 = (\mu_{\alpha_2}, \nu_{\alpha_2})$ be three IFVs, Zhang et al. (2007) defined some basic operational laws as below:

- (1) $\alpha^c = (\nu_\alpha, \mu_\alpha)$;
- (2) $\alpha_1 \wedge \alpha_2 = (\min\{\mu_{\alpha_1}, \mu_{\alpha_2}\}, \max\{\nu_{\alpha_1}, \nu_{\alpha_2}\})$;
- (3) $\alpha_1 \vee \alpha_2 = (\max\{\mu_{\alpha_1}, \mu_{\alpha_2}\}, \min\{\nu_{\alpha_1}, \nu_{\alpha_2}\})$;

Based on the operational laws above, Zhang et al. (2007) derived the following conclusions:

Theorem 2.1 (Zhang et al. 2007) Let $\alpha_i = (\mu_{\alpha_i}, \nu_{\alpha_i})$ ($i = 1, 2, 3$) be the IFVs, then

- (1) $(\alpha_1 \vee \alpha_2) \wedge \alpha_3 = (\alpha_1 \wedge \alpha_3) \vee (\alpha_2 \wedge \alpha_3)$.
- (2) $(\alpha_1 \wedge \alpha_2) \vee \alpha_3 = (\alpha_1 \vee \alpha_3) \wedge (\alpha_2 \vee \alpha_3)$.
- (3) $(\alpha_1 \vee \alpha_2) \vee \alpha_3 = \alpha_1 \vee (\alpha_2 \vee \alpha_3)$.
- (4) $(\alpha_1 \wedge \alpha_2) \wedge \alpha_3 = \alpha_1 \wedge (\alpha_2 \wedge \alpha_3)$.

Proof

- (1)
$$\begin{aligned} (\alpha_1 \vee \alpha_2) \wedge \alpha_3 &= (\min\{\max\{\mu_{\alpha_1}, \mu_{\alpha_2}\}, \mu_{\alpha_3}\}, \max\{\min\{\nu_{\alpha_1}, \nu_{\alpha_2}\}, \nu_{\alpha_3}\}) \\ &= (\max\{\min\{\mu_{\alpha_1}, \mu_{\alpha_3}\}, \min\{\mu_{\alpha_2}, \mu_{\alpha_3}\}\}, \\ &\quad \min\{\max\{\nu_{\alpha_1}, \nu_{\alpha_3}\}, \max\{\nu_{\alpha_2}, \nu_{\alpha_3}\}\}) \\ &= (\alpha_1 \vee \alpha_3) \wedge (\alpha_2 \vee \alpha_3) \end{aligned}$$

- $$\begin{aligned}
(2) \quad (\alpha_1 \wedge \alpha_2) \vee \alpha_3 &= (\max\{\min\{\mu_{\alpha_1}, \mu_{\alpha_2}\}, \mu_{\alpha_3}\}, \min\{\max\{v_{\alpha_1}, v_{\alpha_2}\}, v_{\alpha_3}\}) \\
&= (\min\{\max\{\mu_{\alpha_1}, \mu_{\alpha_3}\}, \max\{\mu_{\alpha_2}, \mu_{\alpha_3}\}\}, \\
&\quad \max\{\min\{v_{\alpha_1}, v_{\alpha_3}\}, \min\{v_{\alpha_2}, v_{\alpha_3}\}\}) \\
&= (\alpha_1 \vee \alpha_3) \wedge (\alpha_2 \vee \alpha_3) \\
(3) \quad (\alpha_1 \vee \alpha_2) \vee \alpha_3 &= (\max\{\max\{\mu_{\alpha_1}, \mu_{\alpha_2}\}, \mu_{\alpha_3}\}, \min\{\min\{v_{\alpha_1}, v_{\alpha_2}\}, v_{\alpha_3}\}) \\
&= (\max\{\mu_{\alpha_1}, \mu_{\alpha_2}, \mu_{\alpha_3}\}, \min\{v_{\alpha_1}, v_{\alpha_2}, v_{\alpha_3}\}) \\
&= (\max\{\mu_{\alpha_1}, \max\{\mu_{\alpha_2}, \mu_{\alpha_3}\}, \min\{v_{\alpha_1}, \min\{v_{\alpha_2}, v_{\alpha_3}\}\}) \\
&= \alpha_1 \vee (\alpha_2 \vee \alpha_3) \\
(4) \quad (\alpha_1 \wedge \alpha_2) \wedge \alpha_3 &= (\min\{\min\{\mu_{\alpha_1}, \mu_{\alpha_2}\}, \mu_{\alpha_3}\}, \max\{\max\{v_{\alpha_1}, v_{\alpha_2}\}, v_{\alpha_3}\}) \\
&= (\min\{\mu_{\alpha_1}, \mu_{\alpha_2}, \mu_{\alpha_3}\}, \max\{v_{\alpha_1}, v_{\alpha_2}, v_{\alpha_3}\}) \\
&= (\min\{\mu_{\alpha_1}, \min\{\mu_{\alpha_2}, \mu_{\alpha_3}\}, \max\{v_{\alpha_1}, \max\{v_{\alpha_2}, v_{\alpha_3}\}\}) \\
&= \alpha_1 \wedge (\alpha_2 \wedge \alpha_3)
\end{aligned}$$

which completes the proof.

Let $X = \{x_1, x_2, \dots, x_n\}$ be a finite universe of discourse, $A_1 = \{\langle x_i, \mu_{A_1}(x_i), v_{A_1}(x_i) \rangle | x_i \in X\}$ and $A_2 = \{\langle x_i, \mu_{A_2}(x_i), v_{A_2}(x_i) \rangle | x_i \in X\}$ be two IFSs. Atanassov (1983, 1986) suggested the inclusion relations between the IFSs as follows:

- (1) $A_1 \subseteq A_2$ if and only if $\mu_{A_1}(x_i) \leq \mu_{A_2}(x_i)$ and $v_{A_1}(x_i) \geq v_{A_2}(x_i)$, for any $x_i \in X$;
- (2) $A_1 = A_2$ if and only if $A_1 \subseteq A_2$ and $A_1 \supseteq A_2$, i.e., $\mu_{A_1}(x_i) = \mu_{A_2}(x_i)$ and $v_{A_1}(x_i) = v_{A_2}(x_i)$, for any $x_i \in X$.

In fuzzy mathematics, the similarity matrix with reflexivity and symmetry is a common matrix. Zhang et al. (2007) introduced the similarity matrix to the IFS theory, and defined the concept of intuitionistic fuzzy similarity degree:

Definition 2.1 (Zhang et al. 2007) Let $\hat{\vartheta}: (\text{IFS}(X))^2 \rightarrow \text{IFS}(X)$, where $\text{IFS}(X)$ indicates the set of all IFSs, and let $A_i \in \text{IFS}(X)$ ($i = 1, 2, 3$). If $\hat{\vartheta}(A_1, A_2)$ satisfies the following properties:

- (1) $\hat{\vartheta}(A_1, A_2)$ is an IFV.
- (2) $\hat{\vartheta}(A_1, A_2) = (1, 0)$ if and only if $A_1 = A_2$.
- (3) $\hat{\vartheta}(A_1, A_2) = \hat{\vartheta}(A_2, A_1)$.

Then $\hat{\vartheta}(A_1, A_2)$ is called an intuitionistic fuzzy similarity degree of A_1 and A_2 .

Liu (2005) gave a formula for calculating the similarity degree between A_1 and A_2 :

$$\begin{aligned}
\hat{\vartheta}(A_1, A_2) &= 1 - \left[\sum_{i=1}^n w_i (\beta_1 |\mu_{A_1}(x_i) - \mu_{A_2}(x_i)|^\lambda + \beta_2 |v_{A_1}(x_i) - v_{A_2}(x_i)|^\lambda \right. \\
&\quad \left. + \beta_3 |\pi_{A_1}(x_i) - \pi_{A_2}(x_i)|^\lambda) \right]^{\frac{1}{\lambda}}
\end{aligned} \tag{2.1}$$

where $\lambda \geq 1$, $w = (w_1, w_2, \dots, w_n)^T$, $w_i \in [0, 1]$, $x_i \in X$, $i = 1, 2, \dots, n$, and $\sum_{i=1}^n w_i = 1$.

Eq. (2.1) can weight not only the deviation of each IFV, but also the deviations of the corresponding membership degree, the non-membership degree and the hesitancy (indeterminacy) degree. It is more general than the similarity measure:

$$\begin{aligned} & \vartheta'(A_1, A_2) \\ &= 1 - \sqrt{\frac{1}{2n} \sum_{j=1}^n ((\mu_{A_1}(x_j) - \mu_{A_2}(x_j))^2 + (v_{A_1}(x_j) - v_{A_2}(x_j))^2 + (\pi_{A_1}(x_j) - \pi_{A_2}(x_j))^2)} \end{aligned} \quad (2.2)$$

and thus, Eq. (2.1) is of high flexibility. If we take $\vartheta(A_1, A_2)$ as the function of w , then it is a bounded function. Let

$$\begin{aligned} d(w) &= \sum_{i=1}^n w_i |\mu_{A_1}(x_i) - \mu_{A_2}(x_i)|^\lambda + \beta_2 |v_{A_1}(x_i) - v_{A_2}(x_i)|^\lambda + \beta_3 |\pi_{A_1}(x_i) \\ &\quad - \pi_{A_2}(x_i)|^\lambda, \quad \lambda \geq 1 \end{aligned} \quad (2.3)$$

then we need to solve the maximum and minimum problem of Eq. (2.1), which can be transformed to solve the maximum and minimum problem of $d(w)$. Since

$$\begin{aligned} d(w) &= \sum_{i=1}^n w_i (\beta_1 |\mu_{A_1}(x_i) - \mu_{A_2}(x_i)|^\lambda + \beta_2 |v_{A_1}(x_i) - v_{A_2}(x_i)|^\lambda \\ &\quad + \beta_3 |\pi_{A_1}(x_i) - \pi_{A_2}(x_i)|^\lambda) \\ &\leq \max_i \{ \beta_1 |\mu_{A_1}(x_i) - \mu_{A_2}(x_i)|^\lambda + \beta_2 |v_{A_1}(x_i) - v_{A_2}(x_i)|^\lambda \\ &\quad + \beta_3 |\pi_{A_1}(x_i) - \pi_{A_2}(x_i)|^\lambda \}, \quad \lambda \geq 1 \end{aligned} \quad (2.4)$$

There must exist a positive integer k such that

$$\begin{aligned} & \max_i \{ \beta_1 |\mu_{A_1}(x_i) - \mu_{A_2}(x_i)|^\lambda + \beta_2 |v_{A_1}(x_i) - v_{A_2}(x_i)|^\lambda + \beta_3 |\pi_{A_1}(x_i) - \pi_{A_2}(x_i)|^\lambda \} \\ &= \beta_1 |\mu_{A_1}(x_k) - \mu_{A_2}(x_k)|^\lambda + \beta_2 |v_{A_1}(x_k) - v_{A_2}(x_k)|^\lambda + \beta_3 |\pi_{A_1}(x_k) \\ &\quad - \pi_{A_2}(x_k)|^\lambda, \quad \lambda \geq 1 \end{aligned} \quad (2.5)$$

Hence, when $w_k = 1$ and $w_i = 0$, $i \neq k$, the equality holds. Also since

$$\begin{aligned} d(w) &= \sum_{i=1}^n w_i (\beta_1 |\mu_{A_1}(x_i) - \mu_{A_2}(x_i)|^\lambda + \beta_2 |v_{A_1}(x_i) - v_{A_2}(x_i)|^\lambda \\ &\quad + \beta_3 |\pi_{A_1}(x_i) - \pi_{A_2}(x_i)|^\lambda) \end{aligned}$$

$$\begin{aligned} &\geq \min_i \{ \beta_1 |\mu_{A_1}(x_i) - \mu_{A_2}(x_i)|^\lambda + \beta_2 |v_{A_1}(x_i) - v_{A_2}(x_i)|^\lambda \\ &\quad - v_{A_2}(x_i)|^\lambda + \beta_3 |\pi_{A_1}(x_i) - \pi_{A_2}(x_i)|^\lambda \}, \quad \lambda \geq 1 \end{aligned} \quad (2.6)$$

There must exist a positive integer s such that

$$\begin{aligned} &\min_i \{ \beta_1 |\mu_{A_1}(x_i) - \mu_{A_2}(x_i)|^\lambda + \beta_2 |v_{A_1}(x_i) - v_{A_2}(x_i)|^\lambda + \beta_3 |\pi_{A_1}(x_i) - \pi_{A_2}(x_i)|^\lambda \} \\ &= \beta_1 |\mu_{A_1}(x_s) - \mu_{A_2}(x_s)|^\lambda + \beta_2 |v_{A_1}(x_s) - v_{A_2}(x_s)|^\lambda + \beta_3 |\pi_{A_1}(x_s) - \pi_{A_2}(x_s)|^\lambda, \quad \lambda \geq 1 \end{aligned} \quad (2.7)$$

As a result, when $w_s = 1$ and $w_i = 0, i \neq s$, the equality holds. Let

$$\begin{aligned} d_*(A_1, A_2) &= \min_i \{ \beta_1 |\mu_{A_1}(x_i) - \mu_{A_2}(x_i)|^\lambda + \beta_2 |v_{A_1}(x_i) - v_{A_2}(x_i)|^\lambda \\ &\quad + \beta_3 |\pi_{A_1}(x_i) - \pi_{A_2}(x_i)|^\lambda \}, \quad \lambda \geq 1 \end{aligned} \quad (2.8)$$

$$\begin{aligned} d^*(A_1, A_2) &= \max_i \{ \beta_1 |\mu_{A_1}(x_i) - \mu_{A_2}(x_i)|^\lambda + \beta_2 |v_{A_1}(x_i) - v_{A_2}(x_i)|^\lambda \\ &\quad + \beta_3 |\pi_{A_1}(x_i) - \pi_{A_2}(x_i)|^\lambda \}, \quad \lambda \geq 1 \end{aligned} \quad (2.9)$$

Thus

$$1 - \sqrt[\lambda]{d^*(A_1, A_2)} \leq \vartheta'(A_1, A_2) \leq 1 - \sqrt[\lambda]{d_*(A_1, A_2)}, \quad \lambda \geq 1 \quad (2.10)$$

Based on Eqs. (2.8) and (2.9), Zhang et al. (2007) gave a formula for calculating the similarity degree between two IFSs:

Theorem 2.2 (Zhang et al. 2007) Let A_1 and A_2 be two IFSs. Then

$$\hat{\vartheta}(A_1, A_2) = \left(1 - \sqrt[\lambda]{d^*(A_1, A_2)}, \sqrt[\lambda]{d_*(A_1, A_2)} \right), \quad \lambda \geq 1 \quad (2.11)$$

is called the similarity degree between A_1 and A_2 .

Proof (1) We first prove that $\hat{\vartheta}(A_1, A_2)$ is an IFV. Since

$$\begin{aligned} 0 &\leq \beta_1 |\mu_{A_1}(x_i) - \mu_{A_2}(x_i)|^\lambda + \beta_2 |v_{A_1}(x_i) - v_{A_2}(x_i)|^\lambda + \beta_3 |\pi_{A_1}(x_i) - \pi_{A_2}(x_i)|^\lambda \\ &\leq (\beta_1 + \beta_2 + \beta_3) \max\{ |\mu_{A_1}(x_i) - \mu_{A_2}(x_i)|^\lambda, |v_{A_1}(x_i) - v_{A_2}(x_i)|^\lambda, \\ &\quad |\pi_{A_1}(x_i) - \pi_{A_2}(x_i)|^\lambda \} \\ &= \max\{ |\mu_{A_1}(x_i) - \mu_{A_2}(x_i)|^\lambda, |v_{A_1}(x_i) - v_{A_2}(x_i)|^\lambda, |\pi_{A_1}(x_i) - \pi_{A_2}(x_i)|^\lambda \} \leq 1, \\ &\quad \lambda \geq 1 \end{aligned}$$

then

$$0 \leq 1 - \sqrt[\lambda]{d^*(A_1, A_2)} \leq 1, 0 \leq \sqrt[\lambda]{d_*(A_1, A_2)} \leq 1, \quad \lambda \geq 1 \quad (2.12)$$

Also since

$$0 \leq d_*(A_1, A_2) \leq d^*(A_1, A_2) \leq 1 \quad (2.13)$$

then

$$0 \leq \sqrt[\lambda]{d^*(A_1, A_2)} - \sqrt[\lambda]{d_*(A_1, A_2)} \leq 1, \quad \lambda \geq 1 \quad (2.14)$$

i.e.,

$$\begin{aligned} 0 &\leq 1 - \sqrt[\lambda]{d^*(A_1, A_2)} + \sqrt[\lambda]{d_*(A_1, A_2)} \\ &= 1 - \left(\sqrt[\lambda]{d^*(A_1, A_2)} - \sqrt[\lambda]{d_*(A_1, A_2)} \right) \leq 1, \quad \lambda \geq 1 \end{aligned} \quad (2.15)$$

Thus $\hat{\vartheta}(A_1, A_2)$ is an IFV.

(2) If $\hat{\vartheta}(A_1, A_2) = (1, 0)$, then

$$1 - \sqrt[\lambda]{d^*(A_1, A_2)} = 1, \quad \sqrt[\lambda]{d_*(A_1, A_2)} = 0, \quad \lambda \geq 1 \quad (2.16)$$

Also since

$$1 = 1 - \sqrt[\lambda]{d^*(A_1, A_2)} \leq \vartheta(A_1, A_2) \leq 1 - \sqrt[\lambda]{d_*(A_1, A_2)}, \quad \lambda \geq 1 \quad (2.17)$$

i.e., $\vartheta(A_1, A_2) = 1$, by Eq. (2.1), we get $A_1 = A_2$; otherwise, if $A_1 \neq A_2$, then by Eqs. (2.8) and (2.9), we have $\hat{\vartheta}(A_1, A_2) = (1, 0)$.

(3) Obviously, we have $\hat{\vartheta}(A_1, A_2) = \hat{\vartheta}(A_2, A_1)$. This completes the proof of the theorem.

Definition 2.2 (Zhang et al. 2007) Let $Z = (z_{ij})_{n \times n}$ be a matrix, if all of its elements z_{ij} ($i, j = 1, 2, \dots, n$) are IFVs, then Z is called an intuitionistic fuzzy matrix.

Definition 2.3 (Zhang et al. 2007) Let $Z_1 = (z_{ij}^{(1)})_{n \times n}$ and $Z_2 = (z_{ij}^{(2)})_{n \times n}$ be two intuitionistic fuzzy matrices. If $Z = Z_1 \circ Z_2$, then Z is called the composition matrix of Z_1 and Z_2 , where

$$\begin{aligned} z_{ij} = \bigvee_{k=1}^n (z_{ik}^{(1)} \wedge z_{kj}^{(2)}) &= (\max_k \{ \min \{ \mu_{z_{ik}^{(1)}}, \mu_{z_{kj}^{(2)}} \}, \min_k \{ \max \{ \nu_{z_{ik}^{(1)}}, \nu_{z_{kj}^{(2)}} \} \} \}), \\ &i, j = 1, 2, \dots, n \end{aligned} \quad (2.18)$$

Theorem 2.3 (Zhang et al. 2007) The composition matrix Z of the intuitionistic fuzzy matrix Z_1 and Z_2 is also an intuitionistic fuzzy matrix.

Proof Let $Z_1 = (z_{ij}^{(1)})_{n \times n}$, $Z_2 = (z_{ij}^{(2)})_{n \times n}$ and $Z = (z_{ij})_{n \times n}$. Then by Eq. (2.18), we have

$$\begin{aligned}
z_{ij} &= \bigvee_{k=1}^n (z_{ik}^{(1)} \wedge z_{kj}^{(2)}) = (\max_k \{\min\{\mu_{z_{ik}}^{(1)}, \mu_{z_{kj}}^{(2)}\}, \min\{\max\{v_{z_{ik}}^{(1)}, v_{z_{kj}}^{(2)}\}\}\}) \\
&= (\max\{\min\{\mu_{z_{i1}}^{(1)}, \mu_{z_{1j}}^{(2)}\}, \dots, \min\{\mu_{z_{in}}^{(1)}, \mu_{z_{nj}}^{(2)}\}\}, \\
&\quad \min\{\max\{v_{z_{i1}}^{(1)}, v_{z_{1j}}^{(2)}\}, \dots, \max\{v_{z_{in}}^{(1)}, v_{z_{nj}}^{(2)}\}\})
\end{aligned} \tag{2.19}$$

Since

$$0 \leq \max\{\min\{\mu_{z_{i1}}^{(1)}, \mu_{z_{1j}}^{(2)}\}, \dots, \min\{\mu_{z_{in}}^{(1)}, \mu_{z_{nj}}^{(2)}\}\} \leq 1 \tag{2.20}$$

$$0 \leq \min\{\max\{v_{z_{i1}}^{(1)}, v_{z_{1j}}^{(2)}\}, \dots, \max\{v_{z_{in}}^{(1)}, v_{z_{nj}}^{(2)}\}\} \leq 1 \tag{2.21}$$

There must exist two positive integers k_1 and k_2 such that

$$\max\{\min\{\mu_{z_{i1}}^{(1)}, \mu_{z_{1j}}^{(2)}\}, \dots, \min\{\mu_{z_{in}}^{(1)}, \mu_{z_{nj}}^{(2)}\}\} = \min\{\mu_{z_{ik_1}}^{(1)}, \mu_{z_{k_1j}}^{(2)}\} \tag{2.22}$$

$$\min\{\max\{v_{z_{i1}}^{(1)}, v_{z_{1j}}^{(2)}\}, \dots, \max\{v_{z_{in}}^{(1)}, v_{z_{nj}}^{(2)}\}\} = \max\{v_{z_{ik_2}}^{(1)}, v_{z_{k_2j}}^{(2)}\} \tag{2.23}$$

Accordingly, we have

$$\begin{aligned}
&\max\{\min\{\mu_{z_{i1}}^{(1)}, \mu_{z_{1j}}^{(2)}\}, \dots, \min\{\mu_{z_{in}}^{(1)}, \mu_{z_{nj}}^{(2)}\}\} + \min\{\max\{v_{z_{i1}}^{(1)}, v_{z_{1j}}^{(2)}\}, \dots, \\
&\max\{v_{z_{in}}^{(1)}, v_{z_{nj}}^{(2)}\}\} = \min\{\mu_{z_{ik_1}}^{(1)}, \mu_{z_{k_1j}}^{(2)}\} + \max\{v_{z_{ik_2}}^{(1)}, v_{z_{k_2j}}^{(2)}\}
\end{aligned} \tag{2.24}$$

In the case of $k_1 = k_2$, we get

$$\min\{\mu_{z_{ik_1}}^{(1)}, \mu_{z_{k_1j}}^{(2)}\} + \max\{v_{z_{ik_1}}^{(1)}, v_{z_{k_1j}}^{(2)}\} = \min\{\mu_{z_{ik_1}}^{(1)}, \mu_{z_{k_1j}}^{(2)}\} + \max\{v_{z_{ik_1}}^{(1)}, v_{z_{k_1j}}^{(2)}\} \leq 1 \tag{2.25}$$

Also when $k_1 \neq k_2$, it yields

$$\min\{\mu_{z_{ik_1}}^{(1)}, \mu_{z_{k_1j}}^{(2)}\} + \max\{v_{z_{ik_2}}^{(1)}, v_{z_{k_2j}}^{(2)}\} \leq \min\{\mu_{z_{ik_2}}^{(1)}, \mu_{z_{k_2j}}^{(2)}\} + \max\{v_{z_{ik_2}}^{(1)}, v_{z_{k_2j}}^{(2)}\} \leq 1 \tag{2.26}$$

Hence

$$\begin{aligned}
&\max\{\min\{\mu_{z_{i1}}^{(1)}, \mu_{z_{1j}}^{(2)}\}, \dots, \min\{\mu_{z_{in}}^{(1)}, \mu_{z_{nj}}^{(2)}\}\} \\
&\quad + \min\{\max\{v_{z_{i1}}^{(1)}, v_{z_{1j}}^{(2)}\}, \dots, \max\{v_{z_{in}}^{(1)}, v_{z_{nj}}^{(2)}\}\} \leq 1
\end{aligned} \tag{2.27}$$

Consequently, the composition matrix of two intuitionistic fuzzy matrices is also an intuitionistic fuzzy matrix. This completes the proof.

Definition 2.4 (Zhang et al. 2007) If the intuitionistic fuzzy matrix $Z = (z_{ij})_{n \times n}$ satisfies the following condition:

- (1) Reflexivity: $z_{ii} = (1, 0)$, $i = 1, 2, \dots, n$.
 (2) Symmetry: $z_{ij} = z_{ji}$, i.e., $\mu_{z_{ij}} = \mu_{z_{ji}}$, $\nu_{z_{ij}} = \nu_{z_{ji}}$, $i, j = 1, 2, \dots, n$.

Then Z is called an intuitionistic fuzzy similarity matrix.

Based on Theorem 2.3 and Definition 2.4, we have

Corollary 2.1 (Zhang et al. 2007) The composition matrix of two intuitionistic fuzzy similarity matrices is an intuitionistic fuzzy matrix. However, the composition matrix of two intuitionistic fuzzy similarity matrices may not be an intuitionistic fuzzy similarity matrix. For example, let

$$Z_1 = \begin{bmatrix} (1, 0) & (0.2, 0.3) & (0.5, 0.2) \\ (0.2, 0.3) & (1, 0) & (0.1, 0.7) \\ (0.5, 0.2) & (0.1, 0.7) & (1, 0) \end{bmatrix}$$

$$Z_2 = \begin{bmatrix} (1, 0) & (0.4, 0.4) & (0.9, 0.1) \\ (0.4, 0.4) & (1, 0) & (0.3, 0.3) \\ (0.9, 0.1) & (0.3, 0.3) & (1, 0) \end{bmatrix}$$

Obviously, both Z_1 and Z_2 are intuitionistic fuzzy similarity matrices, but the composition matrix of Z_1 and Z_2 is as follows:

$$Z = Z_1 \circ Z_2 = \begin{bmatrix} (1, 0) & (0.4, 0.3) & (0.9, 0.1) \\ (0.4, 0.3) & (1, 0) & (0.3, 0.3) \\ (0.9, 0.1) & (0.4, 0.3) & (1, 0) \end{bmatrix}$$

where $z_{23} \neq z_{32}$, i.e., Z does not satisfy symmetry property. Thus, Z is not an intuitionistic fuzzy similarity matrix. But when the composition matrix of an intuitionistic fuzzy similarity matrix and itself is an intuitionistic fuzzy similarity matrix:

Theorem 2.4 (Zhang et al. 2007) Let $Z_1 = (z_{ij}^{(1)})_{n \times n}$ be an intuitionistic fuzzy similarity matrix. Then the composition matrix $Z = Z_1 \circ Z_1 = (z_{ij})_{n \times n}$ is also an intuitionistic fuzzy similarity matrix.

Proof (1) Since Z_1 is an intuitionistic fuzzy similarity matrix, by Corollary 2.1, the composition matrix Z of Z_1 and itself is an intuitionistic fuzzy matrix.

(2) Since

$$z_{ii} = \bigvee_{k=1}^n (z_{ik}^{(1)} \wedge z_{ki}^{(1)}) = (\max_k \{\min\{\mu_{z_{ik}^{(1)}}, \mu_{z_{ki}^{(1)}}\}\}, \min_k \{\max\{\nu_{z_{ik}^{(1)}}, \nu_{z_{ki}^{(1)}}\}\}) \quad (2.28)$$

then when $k = i$, we have

$$z_{ii}^{(1)} \wedge z_{ii}^{(1)} = (1, 0) \wedge (1, 0) = (1, 0) \quad (2.29)$$

So

$$z_{ii} = \bigvee_{k=1}^n (z_{ik}^{(1)} \wedge z_{ki}^{(1)}) = (1, 0) \quad (2.30)$$

(3) Since Z_1 is an intuitionistic fuzzy similarity matrix, then we have $z_{ik}^{(1)} = z_{ki}^{(1)}$. Thereby

$$\begin{aligned}
 z_{ji} &= \bigvee_{k=1}^n (z_{jk}^{(1)} \wedge z_{ki}^{(1)}) = (\max_k \{\min\{\mu_{z_{jk}}^{(1)}, \mu_{z_{ki}}^{(1)}\}, \min\{\max\{v_{z_{jk}}^{(1)}, v_{z_{ki}}^{(1)}\}\}) \\
 &= (\max_k \{\min\{\mu_{z_{jk}}^{(1)}, \mu_{z_{ik}}^{(1)}\}, \min\{\max\{v_{z_{jk}}^{(1)}, v_{z_{ik}}^{(1)}\}\}) \\
 &= (\max_k \{\min\{\mu_{z_{ik}}^{(1)}, \mu_{z_{jk}}^{(1)}\}, \min\{\max\{v_{z_{ik}}^{(1)}, v_{z_{jk}}^{(1)}\}\}) \\
 &= \bigvee_{k=1}^n (z_{ik}^{(1)} \wedge z_{kj}^{(1)}) \\
 &= z_{ij}
 \end{aligned} \tag{2.31}$$

Theorem 2.5 (Zhang et al. 2007) Let $Z_1 = (z_{ij}^{(1)})_{n \times n}$, $Z_2 = (z_{ij}^{(2)})_{n \times n}$ and $Z_3 = (z_{ij}^{(3)})_{n \times n}$ be three intuitionistic fuzzy similarity matrices. Then their composition operation satisfies the associative law:

$$(Z_1 \circ Z_2) \circ Z_3 = Z_1 \circ (Z_2 \circ Z_3) \tag{2.32}$$

Proof Let $(Z_1 \circ Z_2) \circ Z_3 = (z_{it})_{n \times n}$ and $Z_1 \circ (Z_2 \circ Z_3) = (z'_{it})_{n \times n}$. Then by Theorem 2.1, we have

$$\begin{aligned}
 z_{it} &= \bigvee_{k=1}^n \left\{ \left(\bigvee_{j=1}^n (z_{ij}^{(1)} \wedge z_{jk}^{(2)}) \right) \wedge z_{kt}^{(3)} \right\} = \bigvee_{k=1}^n \left\{ \bigvee_{j=1}^n ((z_{ij}^{(1)} \wedge z_{jk}^{(2)}) \wedge z_{kt}^{(3)}) \right\} \\
 &= \bigvee_{k=1}^n \bigvee_{j=1}^n (z_{ij}^{(1)} \wedge (z_{jk}^{(2)} \wedge z_{kt}^{(3)})) = \bigvee_{j=1}^n \bigvee_{k=1}^n (z_{ij}^{(1)} \wedge (z_{jk}^{(2)} \wedge z_{kt}^{(3)})) \\
 &= \bigvee_{j=1}^n \left\{ z_{ij}^{(1)} \wedge \left(\bigvee_{k=1}^n (z_{jk}^{(2)} \wedge z_{kt}^{(3)}) \right) \right\} \\
 &= z'_{it}, \quad i, t = 1, 2, \dots, n
 \end{aligned}$$

Hence, Eq. (2.32) holds, which completes the proof.

Corollary 2.2 (Zhang et al. 2007) Let Z be an intuitionistic fuzzy similarity matrix. Then for any positive integers m_1 and m_2 , we have

$$Z^{m_1+m_2} = Z^{m_1} \circ Z^{m_2}$$

where Z^{m_1} and Z^{m_2} are the m_1 and m_2 compositions of Z , respectively. Furthermore, Z^{m_1} , Z^{m_2} and their composition matrix $Z^{m_1+m_2}$ are the intuitionistic fuzzy similarity matrix.

Definition 2.5 (Zhang et al. 2007) If the intuitionistic fuzzy matrix $Z = (z_{ij})_{n \times n}$ satisfies the following condition:

- (1) Reflexivity: $z_{ii} = (1, 0)$, $i = 1, 2, \dots, n$.
- (2) Symmetry: $z_{ij} = z_{ji}$, i.e., $\mu_{z_{ij}} = \mu_{z_{ji}}$, $v_{z_{ij}} = v_{z_{ji}}$, $i, j = 1, 2, \dots, n$.

- (3) Transitivity: $Z^2 \subseteq Z$, i.e., $\bigvee_{k=1}^n (z_{ik} \wedge z_{kj}) \leq z_{ij}$, $i, j = 1, 2, \dots, n$.

Then Z is called an intuitionistic fuzzy equivalence matrix.

In order to save computation, motivated by the idea of Wang (1983), we have the following conclusion:

Theorem 2.6 (Zhang et al. 2007) Let Z be an intuitionistic fuzzy similarity matrix. Then after the finite times of compositions:

$$Z \rightarrow Z^2 \rightarrow Z^4 \rightarrow \dots \rightarrow Z^{2^k} \rightarrow \dots$$

There must exist a positive integer k such that $Z^{2^k} = Z^{2^{(k+1)}}$, and Z^{2^k} is an intuitionistic fuzzy equivalence matrix.

Definition 2.6 (Zhang et al. 2007) Let $Z = (z_{ij})_{n \times n}$ be an intuitionistic fuzzy similarity matrix, where $z_{ij} = (\mu_{z_{ij}}, \nu_{z_{ij}})$, $i, j = 1, 2, \dots, n$. Then $Z_\lambda = (\lambda z_{ij})_{n \times n}$ is called the λ -cutting matrix of Z , where

$$\lambda z_{ij} = \begin{cases} 0, & \text{if } \lambda > 1 - \nu_{z_{ij}}, \\ \frac{1}{2}, & \text{if } \mu_{z_{ij}} < \lambda \leq 1 - \nu_{z_{ij}}, \\ 1, & \text{if } \mu_{z_{ij}} \geq \lambda. \end{cases} \quad (2.33)$$

Definition 2.7 (Wang 1983) If the matrix $\dot{Z} = (\dot{z}_{ij})_{n \times n}$ satisfies the following conditions:

- (1) Reflexivity: $\dot{z}_{ii} = 1$, $i = 1, 2, \dots, n$, and for any $\dot{z}_{ij} \in [0, 1]$, $i, j = 1, 2, \dots, n$.
- (2) Symmetry: $\dot{z}_{ij} = \dot{z}_{ji}$.
- (3) Transitivity: $\max_k \{\min\{\dot{z}_{ik}, \dot{z}_{kj}\}\} \leq \dot{z}_{ij}$, for all $i, j = 1, 2, \dots, n$.

Then \dot{Z} is called a fuzzy equivalence matrix.

Theorem 2.7 (Zhang et al. 2007) $Z = (z_{ij})_{n \times n}$ is an intuitionistic fuzzy equivalence matrix if and only if its λ -cutting matrix $Z_\lambda = (\lambda z_{ij})_{n \times n}$ is a fuzzy equivalence matrix, where $z_{ij} = (\mu_{z_{ij}}, \nu_{z_{ij}})$, $i, j = 1, 2, \dots, n$.

Proof (Necessity)

- (1) (Reflexivity) Since $z_{ii} = (1, 0)$, $\lambda \in [0, 1]$, then $\lambda \leq \mu_{z_{ii}} = 1$, $\lambda z_{ii} = 1$.
- (2) (Symmetry) Since $z_{ij} = z_{ji}$, i.e., $\mu_{z_{ij}} = \mu_{z_{ji}}$, $\nu_{z_{ij}} = \nu_{z_{ji}}$, thus $\lambda z_{ij} = \lambda z_{ji}$.
- (3) (Transitivity) Since $Z = (z_{ij})_{n \times n}$ is an intuitionistic fuzzy equivalence matrix, we have

$$\max_k \{\min\{\mu_{z_{ik}}, \mu_{z_{kj}}\}\} \leq \mu_{z_{ij}} \quad (2.34)$$

$$\min_k \{\max\{\nu_{z_{ik}}, \nu_{z_{kj}}\}\} \leq \nu_{z_{ij}} \quad (2.35)$$

Also since the intuitionistic fuzzy equivalence matrix $Z = (z_{ij})_{n \times n}$ and the composition matrix of itself is an intuitionistic fuzzy matrix, it yields

$$\max_k \{\min\{\mu_{z_{ik}}, \mu_{z_{kj}}\}\} \geq \min_k \{\max\{v_{z_{ik}}, v_{z_{kj}}\}\} \quad (2.36)$$

(a) When $\lambda \leq \mu_{z_{ij}}$ and $\lambda z_{ij} = 1$, also since

$$\max_k \{\min\{\lambda z_{ik}, \lambda z_{kj}\}\} \in [0, 1] \quad (2.37)$$

then

$$\max_k \{\min\{\lambda z_{ik}, \lambda z_{kj}\}\} \leq \lambda z_{ij} = 1 \quad (2.38)$$

(b) When $1 - v_{z_{ij}} < \lambda$ and $\lambda z_{ij} = 0$, also since

$$\min_k \{\max\{v_{z_{ik}}, v_{z_{kj}}\}\} \geq v_{z_{ij}} > 1 - \lambda \quad (2.39)$$

then, for any k , we have $\max\{v_{z_{ik}}, v_{z_{kj}}\} > 1 - \lambda$, i.e., for any k , it can be obtained that

$$\min\{\lambda z_{ik}, \lambda z_{kj}\} = 0 \quad (2.40)$$

Then

$$\max_k \{\min\{\lambda z_{ik}, \lambda z_{kj}\}\} = 0 \quad (2.41)$$

Thus

$$\max_k \{\min\{\lambda z_{ik}, \lambda z_{kj}\}\} \leq \lambda z_{ij} \quad (2.42)$$

(c) When $\mu_{z_{ij}} < \lambda \leq 1 - v_{z_{ij}}$, we have $\lambda z_{ij} = 1/2$. In this case, if

$$\min_k \{\max\{v_{z_{ik}}, v_{z_{kj}}\}\} \geq v_{z_{ij}} > 1 - \lambda \quad (2.43)$$

then by (b), we get

$$\max_k \{\min\{\lambda z_{ik}, \lambda z_{kj}\}\} = 0 \quad (2.44)$$

Therefore

$$\max_k \{\min\{\lambda z_{ik}, \lambda z_{kj}\}\} \leq \lambda z_{ij} \quad (2.45)$$

If

$$\max_k \{\min\{\mu_{z_{ik}}, \mu_{z_{kj}}\}\} \leq \lambda \leq 1 - \min_k \{\max\{v_{z_{ik}}, v_{z_{kj}}\}\} \quad (2.46)$$

then

$$\max_k \{\min\{\lambda z_{ik}, \lambda z_{kj}\}\} = \frac{1}{2}, \max_k \{\min\{\lambda z_{ik}, \lambda z_{kj}\}\} = \lambda z_{ij} \quad (2.47)$$

From the known condition, it follows that

$$\max_k \{\min\{\mu_{zik}, \mu_{zkj}\}\} \leq \mu_{zij} < \lambda \quad (2.48)$$

which indicates that the case

$$\lambda \leq \max_k \{\min\{\mu_{zik}, \mu_{zkj}\}\} \quad (2.49)$$

does not exist. Therefore, when $\mu_{zij} < \lambda \leq 1 - v_{zij}$, we have

$$\max_k \{\min\{\lambda z_{ik}, \lambda z_{kj}\}\} \leq \lambda z_{ij} \quad (2.50)$$

Hence, $Z_\lambda = (\lambda z_{ij})_{n \times n}$ satisfies the transitivity property.

(Sufficiency)

(1) (Reflexivity) Since $\lambda z_{ii} = 1$, then for any $\lambda \in [0, 1]$, $\lambda \leq \mu_{zii}$, and then let $\lambda = 1$. Then $z_{ii} = (1, 0)$.

(2) (Symmetry) Since for any i, k , $\lambda z_{ik} = \lambda z_{ki}$, if there exists $z_{ik} \neq z_{ki}$, i.e., $\mu_{zik} \neq \mu_{zki}$ or $v_{zij} \neq v_{zji}$, without loss of generality, suppose that $\mu_{zij} < \mu_{zji}$, and let $\lambda = (\mu_{zij} + \mu_{zji})/2$, then $\mu_{zij} < \lambda < \mu_{zji}$, $\lambda z_{ik} = 0$ or $1/2$, and $\lambda z_{ki} = 1$, $\lambda z_{ik} \neq \lambda z_{ki}$, which contradicts the known condition. Therefore, $Z = (z_{ij})_{n \times n}$ is symmetry.

(3) (Transitivity) Since for any i, j , we have

$$\max_k \{\min\{\lambda z_{ik}, \lambda z_{kj}\}\} \leq \lambda z_{ij} \quad (2.51)$$

and each element in Z_λ takes its value from $\{0, 1/2, 1\}$. Then

(a) When $\lambda z_{ij} = 1$, for any $\lambda \in [0, 1]$, we have $\mu_{zij} \geq \lambda$, taking $\lambda = 1$, it can be obtained that $\mu_{zij} = 1$ and $v_{zij} = 0$. Consequently,

$$\max_k \{\min\{\mu_{zik}, \mu_{zkj}\}\} \leq \mu_{zij}, \min_k \{\max\{v_{zik}, v_{zkj}\}\} \geq v_{zij} \quad (2.52)$$

(b) When $\lambda z_{ij} = 1/2$, for any $\lambda \in [0, 1]$, we have $\mu_{zij} < \lambda \leq 1 - v_{zij}$. Also since

$$\max_k \{\min\{\lambda z_{ik}, \lambda z_{kj}\}\} \leq \frac{1}{2} \quad (2.53)$$

then

$$\max_k \{\min\{\lambda z_{ik}, \lambda z_{kj}\}\} = 0 \text{ or } \frac{1}{2} \quad (2.54)$$

Thus, for any k , we get

$$\min\{\lambda z_{ik}, \lambda z_{kj}\} = 0 \quad (2.55)$$

or there exists a positive integer s , such that

$$\min\{\lambda z_{is}, \lambda z_{sj}\} = \frac{1}{2} \quad (2.56)$$

Case 1 If for any k , we have

$$\min\{\lambda z_{ik}, \lambda z_{kj}\} = 0 \quad (2.57)$$

Then for any $\lambda \in [0, 1]$, it yields

$$\max\{v_{zik}, v_{zkj}\} > 1 - \lambda \quad (2.58)$$

hence

$$\min_k \{\max\{v_{zik}, v_{zkj}\}\} \geq v_{zij} > 1 - \lambda \quad (2.59)$$

Considering the arbitrary of λ , when λ tends to be infinitely small, we get

$$\max_k \{\min\{\mu_{zik}, \mu_{zkj}\}\} \leq 1 - \min_k \{\max\{v_{zik}, v_{zkj}\}\} = 0 \quad (2.60)$$

As a result,

$$\max_k \{\min\{\mu_{zik}, \mu_{zkj}\}\} \leq \mu_{zij} \quad (2.61)$$

Case 2 If there exists a positive integer k_1 , such that

$$\min\{\lambda z_{ik_1}, \lambda z_{k_1j}\} = \frac{1}{2} \quad (2.62)$$

and for any $k = k_1$, let

$$\min\{\lambda z_{ik}, \lambda z_{kj}\} = 0 \quad (2.63)$$

Then according to Case 1, we have

$$\min_{k \neq k_1} \{\max\{v_{zik}, v_{zkj}\}\} \geq v_{zij} \quad (2.64)$$

$$\max_{k \neq k_1} \{\min\{\mu_{zik}, \mu_{zkj}\}\} \leq \mu_{zij} \quad (2.65)$$

and when $k = k_1$, suppose that

$$\min\{\mu_{zik_1}, \mu_{z_{k_1}j}\} = \mu_{zik_1}, \mu_{z_{k_1}j} > \mu_{zij} \quad (2.66)$$

Then let $\lambda = (\mu_{zij} + \mu_{zik_1})/2$, and thus, $\mu_{zij} \leq \lambda \leq \mu_{zik_1}$. Accordingly,

$$\lambda z_{ik_1} = \lambda z_{k_1j} = 1, \min\{\lambda z_{ik_1}, \lambda z_{k_1j}\} = 1 \quad (2.67)$$

$$\max_k \{\lambda z_{ik}, \lambda z_{kj}\} = 1 > \lambda z_{ij} \quad (2.68)$$

which contradicts the known condition. Therefore,

$$\max_{k \neq k_1} \{\min\{\mu_{z_{ik}}, \mu_{z_{kj}}\}\} \leq \mu_{z_{ij}} \quad (2.69)$$

Similarly, we get

$$\min_k \{\max\{v_{z_{ik}}, v_{z_{kj}}\}\} \geq v_{z_{ij}} \quad (2.70)$$

(c) When $\lambda z_{ij} = 0$, i.e., for any $\lambda \in [0, 1]$, we have $1 - v_{z_{ij}} < \lambda$. Then by

$$\max_k \{\min\{\lambda z_{ik}, \lambda z_{kj}\}\} \leq \lambda z_{ij} = 0 \quad (2.71)$$

It can be seen that for any k , we get

$$\min\{\lambda z_{ik}, \lambda z_{kj}\} = 0 \quad (2.72)$$

$$\max\{v_{z_{ik}}, v_{z_{kj}}\} > 1 - \lambda \quad (2.73)$$

Considering the arbitrary of λ , it yields $\mu_{z_{ij}} = 1 - v_{z_{ij}} = 0$, and

$$\max_k \{\min\{\mu_{z_{ik}}, \mu_{z_{kj}}\}\} \leq 1 - \min_k \{\max\{v_{z_{ik}}, v_{z_{kj}}\}\} = 0 \quad (2.74)$$

Thus Z satisfies the transitivity property.

From the above analysis, the sufficiency of Theorem 2.7 holds. The proof is completed.

Definition 2.8 (Zhang et al. 2007) Let $A_i (i = 1, 2, \dots, n)$ be a collection of IFSs, $Z = (z_{ij})_{n \times n}$ is the intuitionistic fuzzy similarity matrix derived by Eq. (2.11), $Z^* = (z_{ij}^*)_{n \times n}$ is the intuitionistic fuzzy equivalence matrix of Z , and ${}_{\lambda}Z^* = ({}_{\lambda}z_{ij}^*)_{n \times n}$ is the λ -cutting matrix of Z^* . If the corresponding elements in both the i th line (column) and the j th line (column) of ${}_{\lambda}Z^*$ are equal, then A_i and A_j are classified into one type.

Note: Since λ -cutting matrix ${}_{\lambda}Z^*$ has the transitivity property, then if A_i and A_k are of the same type, while A_k and A_j are of the same type, then A_i and A_j are of the same type.

On the basis of the above theory, Zhang et al. (2007) introduced a clustering algorithm for IFSs, which involves the following steps:

Algorithm 2.1

Step 1 For a multi-attribute decision making problem, let $Y = \{y_1, y_2, \dots, y_n\}$ be a finite set of alternatives, and $G = \{G_1, G_2, \dots, G_m\}$ the set of attributes. Suppose that the characteristic information on the alternative y_i is expressed in IFSs:

$$y_i = \{ \langle G_j, \mu_{y_i}(G_j), \nu_{y_i}(G_j) \rangle \mid G_j \in G \}, j = 1, 2, \dots, m \quad (2.75)$$

where $\mu_{y_i}(G_j)$ indicates the degree that the alternative y_i satisfies the attribute G_j , $\nu_{y_i}(G_j)$ indicates the degree that the alternative y_i does not satisfy the attribute G_j , $\pi_{y_i}(G_j) = 1 - \mu_{y_i}(G_j) - \nu_{y_i}(G_j)$ indicates the uncertainty degree that the alternative y_i to the attribute G_j . By the intuitionistic fuzzy similarity degree formula (2.11), we establish the intuitionistic fuzzy similarity matrix $Z = (z_{ij})_{n \times n}$, where

$$z_{ij} = \hat{\vartheta}(y_i, y_j) = \left(1 - \sqrt[\lambda]{d^*(y_i, y_j)}, \sqrt[\lambda]{d_*(y_i, y_j)} \right), i, j = 1, 2, \dots, n \quad (2.76)$$

$$\begin{aligned} d_*(y_i, y_j) = \min_k \{ & \beta_1 |\mu_{y_i}(G_k) - \mu_{y_j}(G_k)|^\lambda + \beta_2 |\nu_{y_i}(G_k) - \nu_{y_j}(G_k)|^\lambda \\ & + \beta_3 |\pi_{y_i}(G_k) - \pi_{y_j}(G_k)|^\lambda \} \end{aligned} \quad (2.77)$$

$$\begin{aligned} d^*(y_i, y_j) = \min_k \{ & \beta_1 |\mu_{y_i}(G_k) - \mu_{y_j}(G_k)|^\lambda + \beta_2 |\nu_{y_i}(G_k) - \nu_{y_j}(G_k)|^\lambda \\ & + \beta_3 |\pi_{y_i}(G_k) - \pi_{y_j}(G_k)|^\lambda \} \end{aligned} \quad (2.78)$$

$$\begin{aligned} d^*(y_i, y_j) = \max_k \{ & \beta_1 |\mu_{y_i}(G_k) - \mu_{y_j}(G_k)|^\lambda + \beta_2 |\nu_{y_i}(G_k) - \nu_{y_j}(G_k)|^\lambda \\ & + \beta_3 |\pi_{y_i}(G_k) - \pi_{y_j}(G_k)|^\lambda \} \end{aligned} \quad (2.79)$$

and $\lambda, \beta_1, \beta_2, \beta_3$ are the predefined parameter, $\lambda \geq 1, \beta_i \in [0, 1], i = 1, 2, 3$, and $\sum_{i=1}^3 \beta_i = 1$.

Step 2 Check whether the intuitionistic fuzzy matrix Z is the intuitionistic fuzzy equivalence matrix or not (i.e., check $Z^2 \subseteq Z$ or not); otherwise, do the composition operation: $Z \rightarrow Z^2 \rightarrow Z^4 \rightarrow \dots \rightarrow Z^{2^k} \rightarrow \dots$, until $Z^{2^l} = Z^{2^{l+1}}$. Then Z^{2^l} is the derived intuitionistic fuzzy equivalence matrix. For the sake of convenience, without loss of generality, let $Z^* = (z_{ij}^*)_{n \times n}$ be the derived intuitionistic fuzzy equivalence matrix, where $z_{ij}^* = (\mu_{z_{ij}^*}, \nu_{z_{ij}^*}), i, j = 1, 2, \dots, n$.

Step 3 For the given confidence level λ , by Eq. (2.33), we calculate the λ -cutting matrix ${}_\lambda Z^* = ({}_\lambda z_{ij}^*)_{n \times n}$ of the intuitionistic fuzzy equivalence matrix Z^* .

Step 4 According to the λ -cutting matrix ${}_\lambda Z^*$ and Definition 2.8, we cluster the given alternatives.

Example 2.1 (Zhang et al. 2007) Consider a car classification problem. There are five new cars $y_i (i = 1, 2, \dots, 5)$ to be classified in the Guangzhou car market in Guangdong, China, and six attributes: (1) G_1 : Fuel economy; (2) G_2 : Aerod. Degree; (3) G_3 : Price; (4) G_4 : Comfort; (5) G_5 : Design; and (6) G_6 : Safety, are taken into consideration in the classification problem. The characteristics of the ten new cars $y_i (i = 1, 2, \dots, 5)$ under the six attributes $G_j (j = 1, 2, \dots, 6)$ are represented by the IFSSs, shown in Table 2.1 (Zhang et al. 2007).

Table 2.1 The characteristics of the ten new cars

	G_1	G_2	G_3	G_4	G_5	G_6
y_1	(0.3,0.5)	(0.6,0.1)	(0.4,0.3)	(0.8,0.1)	(0.1,0.6)	(0.5,0.4)
y_2	(0.6,0.3)	(0.5,0.2)	(0.6,0.1)	(0.7,0.1)	(0.3,0.6)	(0.4,0.3)
y_3	(0.4,0.4)	(0.8,0.1)	(0.5,0.1)	(0.6,0.2)	(0.4,0.5)	(0.3,0.2)
y_4	(0.2,0.4)	(0.4,0.1)	(0.9,0)	(0.8,0.1)	(0.2,0.5)	(0.7,0.1)
y_5	(0.5,0.2)	(0.3,0.6)	(0.6,0.3)	(0.7,0.1)	(0.6,0.2)	(0.5,0.3)

Step 1 By Eq. (2.11), we construct the intuitionistic fuzzy similarity matrix (without loss of generality, let $\lambda = 2$, $\beta_1 = \beta_2 = \beta_3 = 1/3$):

We first calculate

$$\begin{aligned}
 1 - \sqrt[\lambda]{d^*(y_1, y_2)} &= 1 - \frac{1}{\sqrt{3}}[\max\{|0.3 - 0.6|^2 + |0.5 - 0.3|^2 + |0.2 - 0.1|^2, \\
 &|0.6 - 0.5|^2 + |0.1 - 0.2|^2 + |0.3 - 0.3|^2, |0.4 - 0.6|^2 + |0.3 - 0.1|^2 + |0.3 - 0.3|^2, \\
 &|0.8 - 0.7|^2 + |0.1 - 0.1|^2 + |0.1 - 0.2|^2, |0.1 - 0.3|^2 + |0.6 - 0.6|^2 + |0.3 - 0.1|^2, \\
 &|0.5 - 0.4|^2 + |0.4 - 0.3|^2 + |0.1 - 0.3|^2\}]^{\frac{1}{2}} = 0.78 \\
 \sqrt[\lambda]{d_*(y_1, y_2)} &= \frac{1}{\sqrt{3}}[\min\{|0.3 - 0.6|^2 + |0.5 - 0.3|^2 + |0.2 - 0.1|^2, \\
 &|0.6 - 0.5|^2 + |0.1 - 0.2|^2 + |0.3 - 0.3|^2, |0.4 - 0.6|^2 + |0.3 - 0.1|^2 + |0.3 - 0.3|^2, \\
 &|0.8 - 0.7|^2 + |0.1 - 0.1|^2 + |0.1 - 0.2|^2, |0.1 - 0.3|^2 + |0.6 - 0.6|^2 + |0.3 - 0.1|^2, \\
 &|0.5 - 0.4|^2 + |0.4 - 0.3|^2 + |0.1 - 0.3|^2\}]^{\frac{1}{2}} = 0.08
 \end{aligned}$$

Thus, $z_{12} = (0.78, 0.08)$, similarly, we can calculate the other intuitionistic fuzzy similarity degrees, and then get the intuitionistic fuzzy similarity matrix:

$$Z = \begin{pmatrix} (1, 0) & (0.78, 0.02) & (0.72, 0.02) & (0.64, 0) & (0.63, 0.08) \\ (0.78, 0.02) & (1, 0) & (0.78, 0.08) & (0.71, 0.08) & (0.71, 0) \\ (0.72, 0.08) & (0.78, 0.08) & (1, 0) & (0.67, 0.14) & (0.59, 0.08) \\ (0.64, 0) & (0.71, 0.08) & (0.67, 0.14) & (1, 0) & (0.63, 0.08) \\ (0.63, 0.08) & (0.71, 0) & (0.59, 0.08) & (0.63, 0.08) & (1, 0) \end{pmatrix}$$

Step 2 Calculate

$$Z^2 = Z \circ Z = \begin{pmatrix} (1, 0) & [0.78, 0.92] & (0.78, 0.08) & (0.71, 0) & (0.71, 0.08) \\ (0.78, 0.08) & (1, 0) & (0.78, 0.08) & (0.71, 0.08) & (0.71, 0) \\ (0.78, 0.08) & (0.78, 0.08) & (1, 0) & (0.71, 0.08) & (0.71, 0.08) \\ (0.71, 0) & (0.71, 0.08) & (0.71, 0.08) & (1, 0) & (0.71, 0.08) \\ (0.71, 0.08) & (0.71, 0) & (0.71, 0.08) & (0.71, 0.08) & (1, 0) \end{pmatrix}$$

Since $Z^2 \neq Z$, then Z is not an intuitionistic fuzzy equivalence matrix. Thus we need to calculate

$$Z^4 = Z^2 \circ Z^2$$

$$= \begin{pmatrix} (1, 0) & (0.78, 0.08) & (0.78, 0.08) & (0.71, 0) & (0.71, 0.08) \\ (0.78, 0.08) & (1, 0) & (0.78, 0.08) & (0.71, 0.08) & (0.71, 0) \\ (0.78, 0.08) & (0.78, 0.08) & (1, 0) & (0.71, 0.08) & (0.71, 0.08) \\ (0.71, 0) & (0.71, 0.08) & (0.71, 0.08) & (1, 0) & (0.71, 0.08) \\ (0.71, 0.08) & (0.71, 0) & (0.71, 0.08) & (0.71, 0.08) & (1, 0) \end{pmatrix} = Z^2$$

Therefore, Z^2 is an intuitionistic fuzzy equivalence matrix.

Step 3 By Eq. (2.33), we can see that the value of confidence level λ is only related to the membership degree $\mu_{z_{ij}^*}$ and the non-membership degree $\nu_{z_{ij}^*}$ of the elements $z_{ij}^* = (\mu_{z_{ij}^*}, \nu_{z_{ij}^*})$ in the intuitionistic fuzzy equivalence matrix $Z^* = Z^2 = (z_{ij}^*)_{5 \times 5}$. In general, we can make a detailed discussion by taking $\mu_{z_{ij}^*}$ and $1 - \nu_{z_{ij}^*}$ corresponding to each element of Z^* as the bounded values of the confidence level λ of the λ -cutting matrix ${}_{\lambda}Z^*$:

(1) When $\lambda \leq 0.71$, we have

$${}_{\lambda}Z^* = \begin{pmatrix} 1 & 1 & 1 & 1 & 1 \\ 1 & 1 & 1 & 1 & 1 \\ 1 & 1 & 1 & 1 & 1 \\ 1 & 1 & 1 & 1 & 1 \\ 1 & 1 & 1 & 1 & 1 \end{pmatrix}$$

(2) When $0.71 < \lambda \leq 0.78$, we have

$${}_{\lambda}Z^* = \begin{pmatrix} 1 & 1 & 1 & \frac{1}{2} & \frac{1}{2} \\ 1 & 1 & 1 & \frac{1}{2} & \frac{1}{2} \\ 1 & 1 & 1 & \frac{1}{2} & \frac{1}{2} \\ \frac{1}{2} & \frac{1}{2} & \frac{1}{2} & 1 & \frac{1}{2} \\ \frac{1}{2} & \frac{1}{2} & \frac{1}{2} & \frac{1}{2} & 1 \end{pmatrix}$$

(3) When $0.78 < \lambda \leq 0.92$, we have

$${}_{\lambda}Z^* = \begin{pmatrix} 1 & \frac{1}{2} & \frac{1}{2} & \frac{1}{2} & \frac{1}{2} \\ \frac{1}{2} & 1 & \frac{1}{2} & \frac{1}{2} & \frac{1}{2} \\ \frac{1}{2} & \frac{1}{2} & 1 & \frac{1}{2} & \frac{1}{2} \\ \frac{1}{2} & \frac{1}{2} & \frac{1}{2} & 1 & \frac{1}{2} \\ \frac{1}{2} & \frac{1}{2} & \frac{1}{2} & \frac{1}{2} & 1 \end{pmatrix}$$

(4) When $0.92 < \lambda \leq 1$, we have

$${}_{\lambda}Z^* = \begin{pmatrix} 1 & 0 & 0 & \frac{1}{2} & 0 \\ 0 & 1 & 0 & 0 & \frac{1}{2} \\ 0 & 0 & 1 & 0 & 0 \\ \frac{1}{2} & 0 & 0 & 1 & 0 \\ 0 & \frac{1}{2} & 0 & 0 & 1 \end{pmatrix}$$

Step 4 According to ${}_{\lambda}Z^*$ and Definition 2.8, we make the following discussions:

(1) If $0 \leq \lambda \leq 0.71$, then the cars y_i ($i = 1, 2, \dots, 5$) are classified into one type:

$$\{y_1, y_2, y_3, y_4, y_5\}$$

(2) If $0.71 < \lambda \leq 0.78$, then the cars y_i ($i = 1, 2, \dots, 5$) are classified into three types:

$$\{y_1, y_2, y_3\}, \{y_4\}, \{y_5\}$$

(3) If $0.78 < \lambda \leq 1$, then the cars y_i ($i = 1, 2, \dots, 5$) are classified into five types:

$$\{y_1\}, \{y_2\}, \{y_3\}, \{y_4\}, \{y_5\}$$

From the above analysis, it can be seen that the clustering of the alternatives (or IFSs) is closely related to the predefined confidence level λ . How to select the confidence level λ is an interesting issue. We suggest the interested readers should refer to the literature (Wang 1983).

2.2 Clustering Algorithms Based on Association Matrices

In the above section, we have introduced an intuitionistic fuzzy clustering algorithm, which is on the basis of the intuitionistic fuzzy similarity matrix. In this clustering technique, all the given intuitionistic fuzzy information is first transformed into the interval-valued fuzzy information. The intuitionistic fuzzy similarity degrees derived by using distance measures are interval numbers, and both the intuitionistic fuzzy similarity matrix and the intuitionistic fuzzy equivalence matrix are also interval-valued matrices. As a result, this clustering technique requires much computational effort and cannot be extended to cluster IVIFSs, and more importantly, it produces the loss of too much information in the process of calculating intuitionistic fuzzy similarity degrees, which implies a lack of precision in the final results. To overcome this drawback, Xu et al. (2008) proposed a straightforward and practical clustering algorithm for IFSs, and extended the algorithm to cluster IVIFSs.

Xu and Chen (2008) gave an overview of the existing association measures for IFSs (or IVIFSs). Based on the association measures, in the following, we introduce the concept of association matrix:

Definition 2.9 (Xu et al. 2008) Let A_j ($j = 1, 2, \dots, m$) be m IFSs. Then $C = (c_{ij})_{m \times m}$ is called an association matrix, where $c_{ij} = c(A_i, A_j)$ is the association coefficient of A_i and A_j (which can be derived by one of the intuitionistic fuzzy association measures introduced by Xu and Chen (2008)), and has the following properties:

- (1) $0 \leq c_{ij} \leq 1, i, j = 1, 2, \dots, m$.
- (2) $c_{ij} = 1$ if and only if $A_i = A_j$.
- (3) $c_{ij} = c_{ji}, i, j = 1, 2, \dots, m$.

Definition 2.10 (Xu et al. 2008) Let $C = (c_{ij})_{m \times m}$ be an association matrix. If $C^2 = C \circ C = (\bar{c}_{ij})_{m \times m}$, then C^2 is called the composition matrix of C , where

$$\bar{c}_{ij} = \max_k \{\min\{c_{ik}, c_{kj}\}\}, i, j = 1, 2, \dots, m \quad (2.80)$$

According to Definition 2.9, we have

Theorem 2.8 (Xu et al. 2008) Let $C = (c_{ij})_{m \times m}$ be an association matrix. Then the composition matrix C^2 is also an association matrix.

Proof (1) Since C is an association matrix, then for any $i, j = 1, 2, \dots, m$, we have $0 \leq c_{ij} \leq 1$. Thus

$$0 \leq \bar{c}_{ij} = \max_k \{\min\{c_{ik}, c_{kj}\}\} \leq 1, i, j = 1, 2, \dots, m \quad (2.81)$$

(2) Since $c_{ij} = 1$ if and only if $A_i = A_j$, $i, j = 1, 2, \dots, m$, it yields

$$\bar{c}_{ij} = \max_k \{\min\{c_{ik}, c_{kj}\}\} = 1 \text{ if and only if } A_i = A_k = A_j, k = 1, 2, \dots, m \quad (2.82)$$

(3) Since $c_{ij} = c_{ji}$, $i, j = 1, 2, \dots, m$, we get

$$\begin{aligned} \bar{c}_{ij} &= \max_k \{\min\{c_{ik}, c_{kj}\}\} = \max_k \{\min\{c_{ki}, c_{jk}\}\} \\ &= \max_k \{\min\{c_{jk}, c_{ki}\}\} = \bar{c}_{ji}, \quad i, j = 1, 2, \dots, m \end{aligned} \quad (2.83)$$

which completes the proof of the theorem.

According to Theorem 2.8, we can derive the following conclusion:

Theorem 2.9 (Xu et al. 2008) Let $C = (c_{ij})_{m \times m}$ be an association matrix. Then for any positive integer k , we have

$$C^{2^{k+1}} = C^{2^k} \circ C^{2^k} \quad (2.84)$$

where the composition matrix $C^{2^{k+1}}$ is also an association matrix.

Definition 2.11 (Xu et al. 2008) Let $C = (c_{ij})_{m \times m}$ be an association matrix. If $C^2 \subseteq C$, i.e., for any $i, j = 1, 2, \dots, m$, the following inequality holds:

$$\max_k \{\min\{c_{ik}, c_{kj}\}\} \leq c_{ij} \quad (2.85)$$

Thus, C is called an equivalent association matrix.

By the transitivity principle of equivalent matrix (Wang 1983), we can easily prove the following theorem:

Theorem 2.10 (Xu et al. 2008) Let $C = (c_{ij})_{m \times m}$ be an association matrix. Then after the finite times of compositions:

$$C \rightarrow C^2 \rightarrow C^4 \rightarrow \dots \rightarrow C^{2^k} \rightarrow \dots \quad (2.86)$$

there must exist a positive integer k , such that $C^{2^k} = C^{2^{(k+1)}}$, and C^{2^k} is also an equivalent association matrix.

Based on the equivalent association matrix, we give the following useful concept:

Definition 2.12 (Xu et al. 2008) Let $C = (c_{ij})_{m \times m}$ be an equivalent association matrix. Then $C_\lambda = (\lambda c_{ij})_{m \times m}$ is called the λ -cutting matrix of C , where

$$\lambda c_{ij} = \begin{cases} 0, & c_{ij} < \lambda, \\ 1, & c_{ij} \geq \lambda, \end{cases}, \quad i, j = 1, 2, \dots, m \quad (2.87)$$

and λ is the confidence level with $\lambda \in [0, 1]$.

From the above theoretical analysis, we introduce an algorithm for clustering IFSs as follows (Xu et al. 2008):

Algorithm 2.2

Step 1 Let $X = \{x_1, x_2, \dots, x_n\}$ be a discrete universe of discourse, and let $w = (w_1, w_2, \dots, w_n)^T$ be the weight vector of the elements x_i ($i = 1, 2, \dots, n$), with $w_i \in [0, 1]$, $i = 1, 2, \dots, n$, and $\sum_{i=1}^n w_i = 1$. Consider a collection of m IFSs A_j ($j = 1, 2, \dots, m$), where

$$A_j = \{(x, \mu_{A_j}(x_i), \nu_{A_j}(x_i)) | x_i \in X\} \quad (2.88)$$

with $\pi_{A_j}(x_i) = 1 - \mu_{A_j}(x_i) - \nu_{A_j}(x_i)$, $j = 1, 2, \dots, m$.

Step 2 Select an intuitionistic fuzzy association measure, such as

$$\begin{aligned} c(A_i, A_j) &= \frac{\sum_{k=1}^n w_k (\mu_{A_i}(x_k) \cdot \mu_{A_j}(x_k) + \nu_{A_i}(x_k) \cdot \nu_{A_j}(x_k) + \pi_{A_i}(x_k) \cdot \pi_{A_j}(x_k))}{\max \left(\sum_{k=1}^n w_k (\mu_{A_i}^2(x_k) + \nu_{A_i}^2(x_k) + \pi_{A_i}^2(x_k)), \sum_{k=1}^n w_k (\mu_{A_j}^2(x_k) + \nu_{A_j}^2(x_k) + \pi_{A_j}^2(x_k)) \right)} \end{aligned} \quad (2.89)$$

to calculate the association coefficients of the IFSs A_i and A_j ($i, j = 1, 2, \dots, m$). Then construct an association matrix $C = (c_{ij})_{m \times m}$, where $c_{ij} = c(A_i, A_j)$, $i, j = 1, 2, \dots, m$.

Step 3 If the association matrix $C = (c_{ij})_{n \times n}$ is an equivalent association matrix, then we construct a λ -cutting matrix $C_\lambda = (\lambda c_{ij})_{m \times m}$ of C by using Eq. (2.87); otherwise, we compose the association matrix C by using Eq. (2.86) to derive an equivalent association matrix \bar{C} . Then we construct a λ -cutting matrix $\bar{C}_\lambda = (\lambda \bar{c}_{ij})_{m \times m}$ of \bar{C} by using Eq. (2.87).

Step 4 If all elements of the i th line (column) in C_λ (or \bar{C}_λ) are the same as the corresponding elements of the j th line (column) in C_λ (or \bar{C}_λ), then the IFSs A_i and A_j are of the same type. By this principle, we can classify all these m IFSs A_j ($j = 1, 2, \dots, m$).

By using the cutting matrix of the equivalent association matrix, Algorithm-IFSC classifies the IFSs under the given confidence levels. Considering that the confidence levels have a close relationship with the elements of equivalent association matrices, in practical applications, people can properly specify the confidence levels according to the elements of the equivalent association matrices and the actual situations, and thus, the algorithm has desirable flexibility and practicability. However, in some cases, people may expect that the algorithm can automatically generate the “optimal” clustering without any interaction with them. In other words, the algorithm should have the ability to set the optimal λ according to cluster structure. To fulfill this requirement, here we use the Separation Index (SI), one of the relative measures for cluster validity, which was introduced by Nasibov and Ulutagay (2007).

For two clusters C_i and C_j , let $\vartheta(C_i, C_j)$ ($i \neq j$) be the inter-cluster similarity degree of C_i and C_j , and let $\vartheta'(C_i)$ be the intra-cluster similarity degree of C_i . Then the similarity-based SI can be defined as:

$$SI_{sim} = \frac{\max_{i \neq j} \vartheta(C_i, C_j)}{\min_i \vartheta'(C_i)} \quad (2.90)$$

where

$$\vartheta(C_i, C_j) = \max_{A \in C_i, B \in C_j} \vartheta(A, B) \quad (2.91)$$

$$\vartheta'(C_i) = \min_{A, B \in C_i} \vartheta(A, B) \quad (2.92)$$

As a relative measure, SI does not depend on the cluster number, but on the structure of clusters. Therefore, the optimal λ can be selected as:

$$\lambda = \arg \min_{\lambda} SI_{sim}(\lambda) \quad (2.93)$$

where $SI_{sim}(\lambda)$ is the SI of the resultant clusters with λ being the confidence level of the equivalent association matrix.

In the following, we shall extend the algorithm for clustering IVIFSs. Before doing so, we first introduce the basic concepts related to IVIFSs:

Atanassov and Gargov (1989) defined the concept of IVIFS:

Definition 2.13 (Atanassov and Gargov 1989) Let X be a fixed set. Then

$$\tilde{A} = \{ \langle x, \tilde{\mu}_{\tilde{A}}(x), \tilde{\nu}_{\tilde{A}}(x) \rangle | x \in X \} \quad (2.94)$$

is called an interval-valued intuitionistic fuzzy set (IVIFS), where $\tilde{\mu}_{\tilde{A}}(x) \subset [0, 1]$ and $\tilde{\nu}_{\tilde{A}}(x) \subset [0, 1]$, $x \in X$, with the condition:

$$\sup \tilde{\mu}_{\tilde{A}}(x) + \sup \tilde{\nu}_{\tilde{A}}(x) \leq 1, x \in X \quad (2.95)$$

Clearly, if $\inf \tilde{\mu}_{\tilde{A}}(x) = \sup \tilde{\mu}_{\tilde{A}}(x)$ and $\inf \tilde{\nu}_{\tilde{A}}(x) = \sup \tilde{\nu}_{\tilde{A}}(x)$, then the IVIFS \tilde{A} reduces to a traditional IFS.

Atanassov and Gargov (1989) further gave some basic operational laws of IVIFSs:

Definition 2.14 (Atanassov and Gargov 1989) Let $\tilde{A} = \{ \langle x, \tilde{\mu}_{\tilde{A}}(x), \tilde{\nu}_{\tilde{A}}(x) \rangle | x \in X \}$, $\tilde{A}_1 = \{ \langle x, \tilde{\mu}_{\tilde{A}_1}(x), \tilde{\nu}_{\tilde{A}_1}(x) \rangle | x \in X \}$ and $\tilde{A}_2 = \{ \langle x, \tilde{\mu}_{\tilde{A}_2}(x), \tilde{\nu}_{\tilde{A}_2}(x) \rangle | x \in X \}$ be three IVIFSs. Then

- (1) $\bar{\tilde{A}} = \{\langle x, \tilde{v}_{\bar{\tilde{A}}}(x), \tilde{\mu}_{\bar{\tilde{A}}}(x) | x \in X \rangle\}.$
- (2) $\tilde{A}_1 \cap \tilde{A}_2 = \{\langle x, [\min\{\inf \tilde{\mu}_{\tilde{A}_1}(x), \inf \tilde{\mu}_{\tilde{A}_2}(x)\}, \min\{\sup \tilde{\mu}_{\tilde{A}_1}(x), \sup \tilde{\mu}_{\tilde{A}_2}(x)\}], [\max\{\inf \tilde{v}_{\tilde{A}_1}(x), \inf \tilde{v}_{\tilde{A}_2}(x)\}, \max\{\sup \tilde{v}_{\tilde{A}_1}(x), \sup \tilde{v}_{\tilde{A}_2}(x)\}] | x \in X \rangle\}.$
- (3) $\tilde{A}_1 \cup \tilde{A}_2 = \{\langle x, [\max\{\inf \tilde{\mu}_{\tilde{A}_1}(x), \inf \tilde{\mu}_{\tilde{A}_2}(x)\}, \max\{\sup \tilde{\mu}_{\tilde{A}_1}(x), \sup \tilde{\mu}_{\tilde{A}_2}(x)\}], [\min\{\inf \tilde{v}_{\tilde{A}_1}(x), \inf \tilde{v}_{\tilde{A}_2}(x)\}, \min\{\sup \tilde{v}_{\tilde{A}_1}(x), \sup \tilde{v}_{\tilde{A}_2}(x)\}] | x \in X \rangle\}.$
- (4) $\tilde{A}_1 + \tilde{A}_2 = \{\langle x, [\inf \tilde{\mu}_{\tilde{A}_1}(x) + \inf \tilde{\mu}_{\tilde{A}_2}(x) - \inf \tilde{\mu}_{\tilde{A}_1}(x) \cdot \inf \tilde{\mu}_{\tilde{A}_2}(x), \sup \tilde{\mu}_{\tilde{A}_1}(x) + \sup \tilde{\mu}_{\tilde{A}_2}(x) - \sup \tilde{\mu}_{\tilde{A}_1}(x) \cdot \sup \tilde{\mu}_{\tilde{A}_2}(x)], [\inf \tilde{v}_{\tilde{A}_1}(x) \cdot \inf \tilde{v}_{\tilde{A}_2}(x), \sup \tilde{v}_{\tilde{A}_1}(x) \cdot \sup \tilde{v}_{\tilde{A}_2}(x)] | x \in X \rangle\}.$
- (5) $\tilde{A}_1 \cdot \tilde{A}_2 = \{\langle x, [\inf \tilde{\mu}_{\tilde{A}_1}(x) \cdot \inf \tilde{\mu}_{\tilde{A}_2}(x), \sup \tilde{\mu}_{\tilde{A}_1}(x) \cdot \sup \tilde{\mu}_{\tilde{A}_2}(x)], [\inf \tilde{v}_{\tilde{A}_1}(x) + \inf \tilde{v}_{\tilde{A}_2}(x) - \inf \tilde{v}_{\tilde{A}_1}(x) \cdot \inf \tilde{v}_{\tilde{A}_2}(x), \sup \tilde{v}_{\tilde{A}_1}(x) + \sup \tilde{v}_{\tilde{A}_2}(x) - \sup \tilde{v}_{\tilde{A}_1}(x) \cdot \sup \tilde{v}_{\tilde{A}_2}(x)] | x \in X \rangle\}.$

Taking into account the needs of the application, Xu and Chen (2007a) further introduced another two operational laws:

- (6) $\lambda \tilde{A} = \{\langle x, [1 - (1 - \inf \tilde{\mu}_{\tilde{A}}(x))^\lambda, 1 - (1 - \sup \tilde{\mu}_{\tilde{A}}(x))^\lambda], [(\inf \tilde{v}_{\tilde{A}}(x))^\lambda, (\sup \tilde{v}_{\tilde{A}}(x))^\lambda] | x \in X \rangle, \lambda > 0\}.$
- (7) $\tilde{A}^\lambda = \{\langle x, [(\inf \tilde{\mu}_{\tilde{A}}(x))^\lambda, (\sup \tilde{\mu}_{\tilde{A}}(x))^\lambda], [1 - (1 - \inf \tilde{v}_{\tilde{A}}(x))^\lambda, 1 - (1 - \sup \tilde{v}_{\tilde{A}}(x))^\lambda] | x \in X \rangle, \lambda > 0\}.$

Let $X = \{x_1, x_2, \dots, x_n\}$ be a discrete universe of discourse, $\tilde{A}_1 = \{\langle x_i, \tilde{\mu}_{\tilde{A}_1}(x_i), \tilde{v}_{\tilde{A}_1}(x_i) | x_i \in X \rangle\}$ and $\tilde{A}_2 = \{\langle x_i, \tilde{\mu}_{\tilde{A}_2}(x_i), \tilde{v}_{\tilde{A}_2}(x_i) | x_i \in X \rangle\}$ two IVIFSs, where

$$\tilde{\mu}_{\tilde{A}_1}(x_i) = [\mu_{\tilde{A}_1}^-(x_i), \mu_{\tilde{A}_1}^+(x_i)], \tilde{\mu}_{\tilde{A}_2}(x_i) = [\mu_{\tilde{A}_2}^-(x_i), \mu_{\tilde{A}_2}^+(x_i)] \quad (2.96)$$

$$\tilde{v}_{\tilde{A}_1}(x_i) = [v_{\tilde{A}_1}^-(x_i), v_{\tilde{A}_1}^+(x_i)], \tilde{v}_{\tilde{A}_2}(x_i) = [v_{\tilde{A}_2}^-(x_i), v_{\tilde{A}_2}^+(x_i)] \quad (2.97)$$

Atanassov and Gargov (1989) defined the inclusion relation between two IVIFSs:

- (1) $\tilde{A}_1 \subseteq \tilde{A}_2$ if and only if $\mu_{\tilde{A}_1}^+(x_i) \leq \mu_{\tilde{A}_2}^+(x_i)$, $\mu_{\tilde{A}_1}^-(x_i) \leq \mu_{\tilde{A}_2}^-(x_i)$, $v_{\tilde{A}_1}^+(x_i) \geq v_{\tilde{A}_2}^+(x_i)$ and $v_{\tilde{A}_1}^-(x_i) \geq v_{\tilde{A}_2}^-(x_i)$, $x_i \in X$.
- (2) $\tilde{A}_1 = \tilde{A}_2$ if and only if $\tilde{A}_1 \subseteq \tilde{A}_2$ 且 $\tilde{A}_1 \supseteq \tilde{A}_2$.

Similar to Definition 2.9, we have

Definition 2.15 (Xu et al. 2008) Let \tilde{A}_j ($j = 1, 2, \dots, m$) be m IVIFSs. Then $\tilde{C} = (\tilde{c}_{ij})_{m \times m}$ is called an association matrix, where $\tilde{c}_{ij} = c(\tilde{A}_i, \tilde{A}_j)$ is the association coefficient of \tilde{A}_i and \tilde{A}_j (which can be derived by one of the interval-valued intuitionistic fuzzy association measures introduced by Xu and Chen (2008)), and has the following properties:

- (1) $0 \leq \dot{c}_{ij} \leq 1, i, j = 1, 2, \dots, m.$
- (2) $\dot{c}_{ij} = 1$ if and only if $\tilde{A}_i = \tilde{A}_j.$
- (3) $\dot{c}_{ij} = \dot{c}_{ji}, i, j = 1, 2, \dots, m.$

Based on the association matrix of the IVIFSs, in what follows, we introduce an algorithm for clustering IVIFSs (Xu et al. 2008):

Algorithm 2.3

Step 1 Let $X = \{x_1, x_2, \dots, x_n\}$ be a discrete universe of discourse, $w = (w_1, w_2, \dots, w_n)^T$ the weight vector of the elements x_i ($i = 1, 2, \dots, n$), with $w_i \in [0, 1]$, $i = 1, 2, \dots, n$, and $\sum_{i=1}^n w_i = 1$, and let \tilde{A}_j ($j = 1, 2, \dots, m$) be a collection of IVIFSs:

$$\tilde{A}_j = \{\langle x_i, \tilde{\mu}_{\tilde{A}_j}(x_i), \tilde{\nu}_{\tilde{A}_j}(x_i) \rangle | x_i \in X\} \quad (2.98)$$

where

$$\begin{aligned} \tilde{\mu}_{\tilde{A}_j}(x_i) &= [\mu_{\tilde{A}_j}^-(x_i), \mu_{\tilde{A}_j}^+(x_i)] \subset [0, 1], \quad \tilde{\nu}_{\tilde{A}_j}(x_i) = [\nu_{\tilde{A}_j}^-(x_i), \nu_{\tilde{A}_j}^+(x_i)] \subset [0, 1], \\ \mu_{\tilde{A}_j}^+(x_i) + \nu_{\tilde{A}_j}^+(x_i) &\leq 1, x_i \in X \end{aligned} \quad (2.99)$$

Additionally, $\tilde{\pi}_{\tilde{A}_j}(x_i) = [\pi_{\tilde{A}_j}^-(x_i), \pi_{\tilde{A}_j}^+(x_i)] \subset [0, 1]$, $\pi_{\tilde{A}_j}^-(x_i) = 1 - \mu_{\tilde{A}_j}^+(x_i) - \nu_{\tilde{A}_j}^+(x_i)$, $\pi_{\tilde{A}_j}^+(x_i) = 1 - \mu_{\tilde{A}_j}^-(x_i) - \nu_{\tilde{A}_j}^-(x_i)$.

Step 2 Utilize the interval-valued intuitionistic fuzzy association measures:

$$\begin{aligned} c(\tilde{A}_i, \tilde{A}_j) &= \frac{\sum_{k=1}^n w_k \left(\mu_{\tilde{A}_i}^-(x_k) \cdot \mu_{\tilde{A}_j}^-(x_k) + \mu_{\tilde{A}_i}^+(x_k) \cdot \mu_{\tilde{A}_j}^+(x_k) \right. \\ &\quad \left. + \nu_{\tilde{A}_i}^-(x_k) \cdot \nu_{\tilde{A}_j}^-(x_k) + \nu_{\tilde{A}_i}^+(x_k) \cdot \nu_{\tilde{A}_j}^+(x_k) \right. \\ &\quad \left. + \pi_{\tilde{A}_i}^-(x_k) \cdot \pi_{\tilde{A}_j}^-(x_k) + \pi_{\tilde{A}_i}^+(x_k) \cdot \pi_{\tilde{A}_j}^+(x_k) \right)}{\max \left(\sum_{k=1}^n w_k \left(\left(\mu_{\tilde{A}_i}^-(x_k) \right)^2 + \left(\mu_{\tilde{A}_i}^+(x_k) \right)^2 + \left(\nu_{\tilde{A}_i}^-(x_k) \right)^2 \right. \right. \\ &\quad \left. \left. + \left(\nu_{\tilde{A}_i}^+(x_k) \right)^2 + \left(\pi_{\tilde{A}_i}^-(x_k) \right)^2 + \left(\pi_{\tilde{A}_i}^+(x_k) \right)^2 \right), \right. \\ &\quad \left. \sum_{k=1}^n w_k \left(\left(\mu_{\tilde{A}_j}^-(x_k) \right)^2 + \left(\mu_{\tilde{A}_j}^+(x_k) \right)^2 + \left(\nu_{\tilde{A}_j}^-(x_k) \right)^2 \right. \right. \\ &\quad \left. \left. + \left(\nu_{\tilde{A}_j}^+(x_k) \right)^2 + \left(\pi_{\tilde{A}_j}^-(x_k) \right)^2 + \left(\pi_{\tilde{A}_j}^+(x_k) \right)^2 \right) \right) \end{aligned} \quad (2.100)$$

to calculate the association coefficients of the IVIFSs \tilde{A}_i and \tilde{A}_j ($i, j = 1, 2, \dots, m$), and then construct an association $\dot{C} = (\dot{c}_{ij})_{m \times m}$, where $\dot{c}_{ij} = \dot{c}(\tilde{A}_i, \tilde{A}_j)$, $i, j = 1, 2, \dots, m$.

Step 3 If the association matrix $\dot{C} = (\dot{c}_{ij})_{m \times m}$ is an equivalent association matrix, then we construct a λ -cutting matrix $\dot{C}_\lambda = (\lambda c_{ij})_{m \times m}$ of \dot{C} by using

Eq. (2.87); otherwise, we compose the association matrix \dot{C} by using Eq. (2.86) to derive an equivalent association matrix \bar{C} , and then construct a λ -cutting matrix $\bar{C}_\lambda = (\lambda \bar{c}_{ij})_{m \times m}$ of \bar{C} by using Eq. (2.87).

Step 4 If all elements of the i th line (column) in \dot{C}_λ (or \bar{C}_λ) are the same as the corresponding elements of the j th line (column) in \dot{C}_λ (or \bar{C}_λ), then the IVIFSs \tilde{A}_i and \tilde{A}_j are of the same type. By this principle, we can classify all these m IVIFSs \tilde{A}_j ($j = 1, 2, \dots, m$).

Example 2.2 (Xu et al. 2008) We conduct experiments on both the real-world and simulated data sets in order to demonstrate the effectiveness of the proposed clustering algorithm for IVIFSs.

Below we first introduce the experimental tool and the experimental data set, respectively:

(1) Experimental tool. In the experiments, we use Algorithm 2.2 as a tool implemented by ourselves in MATLAB. Note that if we let $\pi(x) = 0$, for any $x \in X$, then Algorithm 2.2 reduces to the traditional algorithm for clustering fuzzy sets (denoted by Algorithm-FSC). Therefore, we can use Algorithm 2.2 to compare the performance of both Algorithm 2.2 and Algorithm-FSC.

(2) Experimental data set. We use two kinds of data in our experiments. The car data set contains the information of ten new cars to be classified in the Guangzhou car market in Guangdong, China. Let y_i ($i = 1, 2, \dots, 10$) be the cars, each of which is described by six attributes: (1) G_1 : Fuel economy; (2) G_2 : Aerod degree; (3) G_3 : Price; (4) G_4 : Comfort; (5) G_5 : Design; and (6) G_6 : Safety. The weight vector of these attributes is $w = (0.15, 0.10, 0.30, 0.20, 0.15, 0.10)^T$. The characteristics of the ten new cars under the six attributes are represented by the IFSs, as shown in Table 2.2 (Xu et al. 2008).

We also use the simulated data set for the purpose of comparison, and assume that there are three classes in the simulated data set, denoted by C_i ($i = 1, 2, 3$). The number of IFSs in each class is exactly the same: 300. The differences of the IFSs in different classes lie in the following aspects: (1) The IFSs in C_1 have relatively high and positive scores; (2) the IFSs in C_2 have relatively high and negative scores; and (3) the IFSs in C_3 have relatively high and uncertain scores. Along this line, we generate the simulated data set as follows: (1) $\mu(x) \sim U(0.7, 1)$ and $v(x) + \pi(x) \sim U(0, 1 - \mu(x))$, for any $x \in C_1$; (2) $v(x) \sim U(0.7, 1)$ and $\mu(x) + \pi(x) \sim U(0, 1 - v(x))$, for any $x \in C_2$; and (3) $\pi(x) \sim U(0.7, 1)$, $\mu(x) + v(x) \sim U(0, 1 - \pi(x))$, for any $x \in C_3$, where $U(a, b)$ means the uniform distribution on the interval $[a, b]$. By doing so, we generate a simulated data set which consists of 900 IFSs from 3 classes.

Now we utilize Algorithm 2.2 to cluster the ten new cars y_i ($i = 1, 2, \dots, 10$), which involves the following steps (Xu et al. 2008):

Table 2.2 The car data set

	G_1		G_2		G_3		G_4		G_5		G_6	
	μ_{y_i}	ν_{y_i}	μ_{y_i}	ν_{y_i}	μ_{y_i}	ν_{y_i}	μ_{y_i}	ν_{y_i}	μ_{y_i}	ν_{y_i}	μ_{y_i}	ν_{y_i}
	(G_1)	(G_1)	(G_2)	(G_2)	(G_3)	(G_3)	(G_4)	(G_4)	(G_5)	(G_5)	(G_6)	(G_6)
y_1	0.30	0.40	0.20	0.70	0.40	0.50	0.80	0.10	0.40	0.50	0.20	0.70
y_2	0.40	0.30	0.50	0.10	0.60	0.20	0.20	0.70	0.30	0.60	0.70	0.20
y_3	0.40	0.20	0.60	0.10	0.80	0.10	0.20	0.60	0.30	0.70	0.50	0.20
y_4	0.30	0.40	0.90	0.00	0.80	0.10	0.70	0.10	0.10	0.80	0.20	0.80
y_5	0.80	0.10	0.70	0.20	0.70	0.00	0.40	0.10	0.80	0.20	0.40	0.60
y_6	0.40	0.30	0.30	0.50	0.20	0.60	0.70	0.10	0.50	0.40	0.30	0.60
y_7	0.60	0.40	0.40	0.20	0.70	0.20	0.30	0.60	0.30	0.70	0.60	0.10
y_8	0.90	0.10	0.70	0.20	0.70	0.10	0.40	0.50	0.40	0.50	0.80	0.00
y_9	0.40	0.40	1.00	0.00	0.90	0.10	0.60	0.20	0.20	0.70	0.10	0.80
y_{10}	0.90	0.10	0.80	0.00	0.60	0.30	0.50	0.20	0.80	0.10	0.60	0.40

Step 1 Utilize

$$\begin{aligned}
& c(y_i, y_j) \\
&= \frac{\sum_{k=1}^n w_k (\mu_{y_i}(G_k) \cdot \mu_{y_j}(G_k) + \nu_{y_i}(G_k) \cdot \nu_{y_j}(G_k) + \pi_{y_i}(G_k) \cdot \pi_{y_j}(G_k))}{\max \left(\sum_{k=1}^n w_k (\mu_{y_i}^2(G_k) + \nu_{y_i}^2(G_k) + \pi_{y_i}^2(G_k)), \sum_{k=1}^n w_k (\mu_{y_j}^2(G_k) + \nu_{y_j}^2(G_k) + \pi_{y_j}^2(G_k)) \right)} \quad (2.101)
\end{aligned}$$

to calculate the association coefficients of y_i ($i = 1, 2, \dots, 10$), and then construct an association matrix:

$$C = \begin{pmatrix} 1.000 & 0.667 & 0.645 & 0.709 & 0.633 & 0.919 & 0.696 & 0.609 & 0.666 & 0.611 \\ 0.667 & 1.000 & 0.909 & 0.661 & 0.666 & 0.665 & 0.913 & 0.820 & 0.665 & 0.640 \\ 0.645 & 0.909 & 1.000 & 0.768 & 0.740 & 0.576 & 0.937 & 0.862 & 0.771 & 0.670 \\ 0.709 & 0.661 & 0.768 & 1.000 & 0.755 & 0.610 & 0.717 & 0.728 & 0.968 & 0.711 \\ 0.633 & 0.666 & 0.740 & 0.755 & 1.000 & 0.623 & 0.713 & 0.476 & 0.764 & 0.861 \\ 0.919 & 0.665 & 0.576 & 0.610 & 0.623 & 1.000 & 0.634 & 0.579 & 0.566 & 0.622 \\ 0.696 & 0.913 & 0.937 & 0.717 & 0.713 & 0.634 & 1.000 & 0.889 & 0.722 & 0.692 \\ 0.609 & 0.820 & 0.862 & 0.728 & 0.476 & 0.579 & 0.889 & 1.000 & 0.740 & 0.811 \\ 0.666 & 0.665 & 0.771 & 0.968 & 0.764 & 0.566 & 0.722 & 0.740 & 1.000 & 0.732 \\ 0.611 & 0.640 & 0.670 & 0.711 & 0.861 & 0.622 & 0.692 & 0.811 & 0.732 & 1.000 \end{pmatrix}$$

Step 2 Calculate

$$C^2 = C \circ C$$

$$= \begin{pmatrix} 1.000 & 0.696 & 0.709 & 0.709 & 0.709 & 0.919 & 0.709 & 0.709 & 0.709 & 0.709 \\ 0.696 & 1.000 & 0.913 & 0.768 & 0.740 & 0.667 & 0.913 & 0.889 & 0.771 & 0.811 \\ 0.709 & 0.913 & 1.000 & 0.771 & 0.764 & 0.665 & 0.937 & 0.889 & 0.771 & 0.811 \\ 0.709 & 0.768 & 0.771 & 1.000 & 0.764 & 0.709 & 0.768 & 0.768 & 0.968 & 0.755 \\ 0.709 & 0.740 & 0.764 & 0.764 & 1.000 & 0.665 & 0.740 & 0.811 & 0.764 & 0.861 \\ 0.919 & 0.667 & 0.665 & 0.709 & 0.665 & 1.000 & 0.696 & 0.665 & 0.666 & 0.640 \\ 0.709 & 0.913 & 0.937 & 0.768 & 0.740 & 0.696 & 1.000 & 0.889 & 0.771 & 0.811 \\ 0.709 & 0.889 & 0.889 & 0.768 & 0.811 & 0.665 & 0.889 & 1.000 & 0.771 & 0.811 \\ 0.709 & 0.771 & 0.771 & 0.968 & 0.764 & 0.666 & 0.771 & 0.771 & 1.000 & 0.740 \\ 0.709 & 0.811 & 0.811 & 0.755 & 0.861 & 0.640 & 0.811 & 0.811 & 0.740 & 1.000 \end{pmatrix}$$

then $C^2 \subseteq C$ does not hold, i.e., the association matrix C is not an equivalent association matrix. Thus, by Eq. (2.86), we further calculate

$$C^4 = C^2 \circ C^2$$

$$= \begin{pmatrix} 1.000 & 0.709 & 0.709 & 0.709 & 0.709 & 0.919 & 0.709 & 0.709 & 0.709 & 0.709 \\ 0.709 & 1.000 & 0.913 & 0.771 & 0.811 & 0.709 & 0.913 & 0.889 & 0.771 & 0.811 \\ 0.709 & 0.913 & 1.000 & 0.771 & 0.811 & 0.709 & 0.937 & 0.889 & 0.771 & 0.811 \\ 0.709 & 0.771 & 0.771 & 1.000 & 0.768 & 0.709 & 0.771 & 0.771 & 0.968 & 0.771 \\ 0.709 & 0.811 & 0.811 & 0.768 & 1.000 & 0.709 & 0.811 & 0.811 & 0.771 & 0.861 \\ 0.919 & 0.709 & 0.709 & 0.709 & 0.709 & 1.000 & 0.709 & 0.709 & 0.709 & 0.709 \\ 0.709 & 0.913 & 0.937 & 0.771 & 0.811 & 0.709 & 1.000 & 0.889 & 0.771 & 0.811 \\ 0.709 & 0.889 & 0.889 & 0.771 & 0.811 & 0.709 & 0.889 & 1.000 & 0.771 & 0.811 \\ 0.709 & 0.771 & 0.771 & 0.968 & 0.771 & 0.709 & 0.771 & 0.771 & 1.000 & 0.771 \\ 0.709 & 0.811 & 0.811 & 0.771 & 0.861 & 0.709 & 0.811 & 0.811 & 0.771 & 1.000 \end{pmatrix}$$

$$C^8 = C^4 \circ C^4$$

$$= \begin{pmatrix} 1.000 & 0.709 & 0.709 & 0.709 & 0.709 & 0.919 & 0.709 & 0.709 & 0.709 & 0.709 \\ 0.709 & 1.000 & 0.913 & 0.771 & 0.811 & 0.709 & 0.913 & 0.771 & 0.771 & 0.811 \\ 0.709 & 0.913 & 1.000 & 0.771 & 0.811 & 0.709 & 0.937 & 0.889 & 0.771 & 0.811 \\ 0.709 & 0.771 & 0.771 & 1.000 & 0.771 & 0.709 & 0.771 & 0.771 & 0.968 & 0.771 \\ 0.709 & 0.811 & 0.811 & 0.771 & 1.000 & 0.709 & 0.811 & 0.811 & 0.771 & 0.861 \\ 0.919 & 0.709 & 0.709 & 0.709 & 0.709 & 1.000 & 0.709 & 0.709 & 0.709 & 0.709 \\ 0.709 & 0.913 & 0.937 & 0.771 & 0.811 & 0.709 & 1.000 & 0.889 & 0.771 & 0.811 \\ 0.709 & 0.771 & 0.889 & 0.771 & 0.811 & 0.709 & 0.889 & 1.000 & 0.771 & 0.811 \\ 0.709 & 0.771 & 0.771 & 0.968 & 0.771 & 0.709 & 0.771 & 0.771 & 1.000 & 0.771 \\ 0.709 & 0.811 & 0.811 & 0.771 & 0.861 & 0.709 & 0.811 & 0.811 & 0.771 & 1.000 \end{pmatrix}$$

$$\begin{aligned}
C^{16} &= C^8 \circ C^8 \\
&= \begin{pmatrix} 1.000 & 0.709 & 0.709 & 0.709 & 0.709 & 0.919 & 0.709 & 0.709 & 0.709 & 0.709 \\ 0.709 & 1.000 & 0.913 & 0.771 & 0.811 & 0.709 & 0.913 & 0.771 & 0.771 & 0.811 \\ 0.709 & 0.913 & 1.000 & 0.771 & 0.811 & 0.709 & 0.937 & 0.889 & 0.771 & 0.811 \\ 0.709 & 0.771 & 0.771 & 1.000 & 0.771 & 0.709 & 0.771 & 0.771 & 0.968 & 0.771 \\ 0.709 & 0.811 & 0.811 & 0.771 & 1.000 & 0.709 & 0.811 & 0.811 & 0.771 & 0.861 \\ 0.919 & 0.709 & 0.709 & 0.709 & 0.709 & 1.000 & 0.709 & 0.709 & 0.709 & 0.709 \\ 0.709 & 0.913 & 0.937 & 0.771 & 0.811 & 0.709 & 1.000 & 0.889 & 0.771 & 0.811 \\ 0.709 & 0.771 & 0.889 & 0.771 & 0.811 & 0.709 & 0.889 & 1.000 & 0.771 & 0.811 \\ 0.709 & 0.771 & 0.771 & 0.968 & 0.771 & 0.709 & 0.771 & 0.771 & 1.000 & 0.771 \\ 0.709 & 0.811 & 0.811 & 0.771 & 0.861 & 0.709 & 0.811 & 0.811 & 0.771 & 1.000 \end{pmatrix}
\end{aligned}$$

hence, $C^{16} = C^8$, i.e., C^8 is an equivalent association matrix.

Step 3 Since the confidence level λ has a close relationship with the elements of the equivalent association matrix C^8 , in the following, we give a detailed sensitivity analysis with respect to the confidence level λ , and by Eq.(2.87), we get all the possible classifications of the ten new cars y_i ($i = 1, 2, \dots, 10$):

- (1) If $0 \leq \lambda \leq 0.709$, then y_i ($i = 1, 2, \dots, 10$) are of the same type:

$$\{y_1, y_2, y_3, y_4, y_5, y_6, y_7, y_8, y_9, y_{10}\}$$

- (2) If $0.709 < \lambda \leq 0.771$, then y_i ($i = 1, 2, \dots, 10$) are classified into the following two types:

$$\{y_1, y_6\}, \{y_2, y_3, y_4, y_5, y_7, y_8, y_9, y_{10}\}$$

- (3) If $0.771 < \lambda \leq 0.811$, then y_i ($i = 1, 2, \dots, 10$) are classified into the following five types:

$$\{y_1, y_6\}, \{y_2\}, \{y_3, y_5, y_7, y_{10}\}, \{y_8\}, \{y_4, y_9\}$$

- (4) If $0.811 < \lambda \leq 0.861$, then y_i ($i = 1, 2, \dots, 10$) are classified into the following six types:

$$\{y_1, y_6\}, \{y_2\}, \{y_3, y_7\}, \{y_8\}, \{y_4, y_9\}, \{y_5, y_{10}\}$$

- (5) If $0.861 < \lambda \leq 0.889$, then y_i ($i = 1, 2, \dots, 10$) are classified into the following seven types:

$$\{y_1, y_6\}, \{y_2\}, \{y_3, y_7\}, \{y_4, y_9\}, \{y_5\}, \{y_8\}, \{y_{10}\}$$

- (6) If $0.889 < \lambda \leq 0.913$, then y_i ($i = 1, 2, \dots, 10$) are classified into the following six types:

$$\{y_1, y_6\}, \{y_2, y_3, y_7\}, \{y_4, y_9\}, \{y_5\}, \{y_8\}, \{y_{10}\}$$

- (7) If $0.913 < \lambda \leq 0.919$, then y_i ($i = 1, 2, \dots, 10$) are classified the following into seven types:

$$\{y_1, y_6\}, \{y_2\}, \{y_3, y_7\}, \{y_4, y_9\}, \{y_5\}, \{y_8\}, \{y_{10}\}$$

- (8) If $0.919 < \lambda \leq 0.937$, then y_i ($i = 1, 2, \dots, 10$) are classified into the following eight types:

$$\{y_1\}, \{y_2\}, \{y_5\}, \{y_6\}, \{y_3, y_7\}, \{y_4, y_9\}, \{y_8\}, \{y_{10}\}$$

- (9) If $0.937 < \lambda \leq 0.968$, then y_i ($i = 1, 2, \dots, 10$) are classified into the following nine types:

$$\{y_1\}, \{y_2\}, \{y_3\}, \{y_5\}, \{y_6\}, \{y_7\}, \{y_8\}, \{y_4, y_9\}, \{y_{10}\}$$

- (10) If $0.968 < \lambda \leq 1$, then y_i ($i = 1, 2, \dots, 10$) are classified into the following ten types:

$$\{y_1\}, \{y_2\}, \{y_3\}, \{y_4\}, \{y_5\}, \{y_6\}, \{y_7\}, \{y_8\}, \{y_9\}, \{y_{10}\}$$

If we utilize Algorithm 2.1 to cluster the ten new cars y_i ($i = 1, 2, \dots, 10$), then we first need to transform all the given IFSs (see Table 2.2) into the interval-valued fuzzy sets, listed in Table 2.3 (Xu et al. 2008).

After that, we utilize Eq. (2.11) (without loss of generality, here we let $\lambda = 2$, $\beta_1 = \beta_2 = \beta_3 = 1/3$) to calculate the intuitionistic fuzzy similarity degrees of y_i ($i = 1, 2, \dots, 10$), and then construct the intuitionistic fuzzy similarity matrix $\tilde{R} = (\tilde{r}_{ij})_{10 \times 10}$:

Table 2.3 The transformed car data set

	G_1	G_2	G_3	G_4	G_5	G_6
	$[\mu_{y_i}(G_1),$ $1 - v_{y_i}(G_1)]$	$[\mu_{y_i}(G_2),$ $1 - v_{y_i}(G_2)]$	$[\mu_{y_i}(G_3),$ $1 - v_{y_i}(G_3)]$	$[\mu_{y_i}(G_4),$ $1 - v_{y_i}(G_4)]$	$[\mu_{y_i}(G_5),$ $1 - v_{y_i}(G_5)]$	$[\mu_{y_i}(G_6),$ $1 - v_{y_i}(G_6)]$
y_1	[0.30, 0.60]	[0.20, 0.30]	[0.40, 0.50]	[0.80, 0.90]	[0.40, 0.50]	[0.20, 0.30]
y_2	[0.40, 0.70]	[0.50, 0.90]	[0.60, 0.80]	[0.20, 0.30]	[0.30, 0.40]	[0.70, 0.80]
y_3	[0.40, 0.80]	[0.60, 0.90]	[0.80, 0.90]	[0.20, 0.40]	[0.30, 0.30]	[0.50, 0.80]
y_4	[0.30, 0.60]	[0.90, 1.00]	[0.80, 0.90]	[0.70, 0.90]	[0.10, 0.20]	[0.20, 0.20]
y_5	[0.80, 0.90]	[0.70, 0.80]	[0.70, 1.00]	[0.40, 0.90]	[0.80, 0.80]	[0.40, 0.40]
y_6	[0.40, 0.70]	[0.30, 0.50]	[0.20, 0.40]	[0.70, 0.90]	[0.50, 0.60]	[0.30, 0.40]
y_7	[0.60, 0.60]	[0.40, 0.80]	[0.70, 0.80]	[0.30, 0.40]	[0.30, 0.30]	[0.60, 0.90]
y_8	[0.90, 0.90]	[0.70, 0.80]	[0.70, 0.90]	[0.40, 0.50]	[0.40, 0.50]	[0.80, 1.00]
y_9	[0.40, 0.60]	[1.00, 1.00]	[0.90, 0.90]	[0.60, 0.80]	[0.20, 0.30]	[0.10, 0.20]
y_{10}	[0.90, 0.90]	[0.80, 1.00]	[0.60, 0.70]	[0.50, 0.80]	[0.80, 0.90]	[0.60, 0.60]

$$\tilde{R} = \begin{pmatrix} [1, 1] & [0.507, 0.918] & [0.545, 0.859] & [0.428, 1.000] & [0.592, 0.859] \\ [0.507, 0.918] & [1, 1] & [0.837, 0.918] & [0.545, 0.918] & [0.568, 0.859] \\ [0.545, 0.859] & [0.837, 0.918] & [1, 1] & [0.576, 1.000] & [0.592, 0.859] \\ [0.428, 1.000] & [0.545, 0.918] & [0.576, 1.000] & [1, 1] & [0.465, 0.859] \\ [0.592, 0.859] & [0.568, 0.859] & [0.592, 0.859] & [0.465, 0.859] & [1, 1] \\ [0.859, 0.918] & [0.545, 1.000] & [0.545, 0.918] & [0.545, 1.000] & [0.545, 0.918] \\ [0.568, 0.859] & [0.784, 0.918] & [0.717, 1.000] & [0.503, 0.918] & [0.592, 0.837] \\ [0.465, 1.000] & [0.644, 0.918] & [0.626, 0.918] & [0.411, 0.918] & [0.568, 1.000] \\ [0.384, 0.918] & [0.510, 0.918] & [0.568, 0.918] & [0.918, 0.918] & [0.545, 0.784] \\ [0.465, 0.837] & [0.592, 0.918] & [0.545, 0.859] & [0.428, 0.918] & [0.784, 0.918] \\ [0.859, 0.918] & [0.568, 0.859] & [0.465, 1.000] & [0.384, 0.918] & [0.465, 0.837] \\ [0.545, 1.000] & [0.784, 0.918] & [0.644, 0.918] & [0.510, 0.918] & [0.592, 0.918] \\ [0.545, 0.918] & [0.717, 1.000] & [0.626, 0.918] & [0.568, 0.918] & [0.545, 0.859] \\ [0.545, 1.000] & [0.503, 0.918] & [0.411, 0.918] & [0.918, 0.918] & [0.428, 0.918] \\ [0.545, 0.918] & [0.592, 0.837] & [0.568, 1.000] & [0.545, 0.784] & [0.784, 0.918] \\ [1, 1] & [0.626, 0.784] & [0.545, 0.918] & [0.490, 0.918] & [0.592, 0.859] \\ [0.626, 0.784] & [1, 1] & [0.755, 0.918] & [0.490, 0.918] & [0.545, 0.918] \\ [0.545, 0.918] & [0.755, 0.918] & [1, 1] & [0.384, 0.837] & [0.673, 1.000] \\ [0.490, 0.918] & [0.490, 0.918] & [0.384, 0.837] & [1, 1] & [0.510, 0.918] \\ [0.592, 0.859] & [0.545, 0.918] & [0.673, 1.000] & [0.510, 0.918] & [1, 1] \end{pmatrix}$$

By the composition operation of interval-valued matrices, we have

$$\tilde{R}^2 = \tilde{R} \circ \tilde{R} = \begin{pmatrix} [1, 1] & [0.568, 0.918] & [0.592, 1.000] & [0.545, 1.000] & [0.592, 1.000] \\ [0.568, 0.918] & [1, 1] & [0.837, 0.918] & [0.576, 0.918] & [0.592, 0.918] \\ [0.592, 1.000] & [0.837, 0.918] & [1, 1] & [0.576, 1.000] & [0.592, 1.000] \\ [0.545, 1.000] & [0.576, 0.918] & [0.576, 1.000] & [1, 1] & [0.576, 0.918] \\ [0.592, 1.000] & [0.592, 0.918] & [0.592, 1.000] & [0.576, 0.918] & [1, 1] \\ [0.859, 1.000] & [0.626, 1.000] & [0.626, 1.000] & [0.545, 1.000] & [0.592, 0.918] \\ [0.592, 0.918] & [0.784, 0.918] & [0.784, 1.000] & [0.576, 1.000] & [0.592, 0.918] \\ [0.568, 1.000] & [0.755, 0.918] & [0.717, 0.918] & [0.576, 1.000] & [0.592, 1.000] \\ [0.545, 0.918] & [0.568, 0.918] & [0.576, 0.918] & [0.918, 0.918] & [0.568, 0.918] \\ [0.592, 1.000] & [0.592, 0.918] & [0.626, 0.918] & [0.545, 0.918] & [0.784, 1.000] \\ [0.859, 1.000] & [0.592, 0.918] & [0.568, 1.000] & [0.545, 0.918] & [0.592, 1.000] \\ [0.626, 1.000] & [0.784, 0.918] & [0.755, 0.918] & [0.568, 0.918] & [0.592, 0.918] \\ [0.626, 1.000] & [0.784, 1.000] & [0.717, 0.918] & [0.576, 0.918] & [0.626, 0.918] \\ [0.545, 1.000] & [0.576, 1.000] & [0.576, 1.000] & [0.918, 0.918] & [0.545, 0.918] \\ [0.592, 0.918] & [0.592, 0.918] & [0.592, 1.000] & [0.568, 0.918] & [0.784, 1.000] \\ [1, 1] & [0.626, 0.918] & [0.626, 0.918] & [0.545, 0.918] & [0.592, 0.918] \\ [0.626, 0.918] & [1, 1] & [0.755, 0.918] & [0.568, 0.918] & [0.673, 0.918] \\ [0.626, 0.918] & [0.755, 0.918] & [1, 1] & [0.568, 0.918] & [0.673, 1.000] \\ [0.545, 0.918] & [0.568, 0.918] & [0.568, 0.918] & [1, 1] & [0.545, 0.918] \\ [0.592, 0.918] & [0.673, 0.918] & [0.673, 1.000] & [0.545, 0.918] & [1, 1] \end{pmatrix}$$

$$\tilde{R}^4 = \tilde{R}^2 \circ \tilde{R}^2 = \begin{pmatrix} [1, 1] & [0.626, 0.918] & [0.626, 1.000] & [0.576, 1.000] & [0.592, 1.000] \\ [0.626, 0.918] & [1, 1] & [0.837, 1.000] & [0.576, 1.000] & [0.592, 0.918] \\ [0.626, 1.000] & [0.837, 1.000] & [1, 1] & [0.576, 1.000] & [0.626, 1.000] \\ [0.576, 1.000] & [0.576, 1.000] & [0.576, 1.000] & [1, 1] & [0.576, 1.000] \\ [0.592, 1.000] & [0.592, 0.918] & [0.626, 1.000] & [0.576, 1.000] & [1, 1] \\ [0.859, 1.000] & [0.626, 1.000] & [0.626, 1.000] & [0.576, 1.000] & [0.592, 1.000] \\ [0.626, 1.000] & [0.784, 0.918] & [0.784, 1.000] & [0.576, 1.000] & [0.673, 1.000] \\ [0.626, 1.000] & [0.755, 0.918] & [0.755, 1.000] & [0.576, 1.000] & [0.673, 1.000] \\ [0.576, 0.918] & [0.576, 0.918] & [0.576, 0.918] & [0.918, 0.918] & [0.576, 0.918] \\ [0.592, 1.000] & [0.673, 0.918] & [0.673, 1.000] & [0.576, 1.000] & [0.784, 1.000] \\ [0.859, 1.000] & [0.626, 1.000] & [0.626, 1.000] & [0.576, 0.918] & [0.592, 1.000] \\ [0.626, 1.000] & [0.784, 0.918] & [0.755, 0.918] & [0.576, 0.918] & [0.673, 0.918] \\ [0.626, 1.000] & [0.784, 1.000] & [0.755, 1.000] & [0.576, 0.918] & [0.673, 1.000] \\ [0.576, 1.000] & [0.576, 1.000] & [0.576, 1.000] & [0.918, 0.918] & [0.576, 1.000] \\ [0.592, 1.000] & [0.673, 1.000] & [0.673, 1.000] & [0.576, 0.918] & [0.784, 1.000] \\ [1, 1] & [0.626, 1.000] & [0.626, 1.000] & [0.576, 0.918] & [0.626, 1.000] \\ [0.626, 1.000] & [1, 1] & [0.755, 1.000] & [0.568, 0.918] & [0.673, 0.918] \\ [0.626, 1.000] & [0.755, 1.000] & [1, 1] & [0.576, 0.918] & [0.673, 1.000] \\ [0.576, 0.918] & [0.568, 0.918] & [0.576, 0.918] & [1, 1] & [0.576, 0.918] \\ [0.626, 1.000] & [0.673, 0.918] & [0.673, 1.000] & [0.576, 0.918] & [1, 1] \end{pmatrix}$$

$$\tilde{R}^8 = \tilde{R}^4 \circ \tilde{R}^4 = \begin{pmatrix} [1, 1] & [0.626, 1.000] & [0.626, 1.000] & [0.576, 1.000] & [0.626, 1.000] \\ [0.626, 1.000] & [1, 1] & [0.837, 1.000] & [0.576, 1.000] & [0.673, 1.000] \\ [0.626, 1.000] & [0.837, 1.000] & [1, 1] & [0.576, 1.000] & [0.673, 1.000] \\ [0.576, 1.000] & [0.576, 1.000] & [0.576, 1.000] & [1, 1] & [0.576, 1.000] \\ [0.626, 1.000] & [0.673, 1.000] & [0.673, 1.000] & [0.576, 1.000] & [1, 1] \\ [0.859, 1.000] & [0.626, 1.000] & [0.626, 1.000] & [0.576, 1.000] & [0.626, 1.000] \\ [0.626, 1.000] & [0.784, 1.000] & [0.784, 1.000] & [0.576, 1.000] & [0.673, 1.000] \\ [0.626, 1.000] & [0.755, 1.000] & [0.755, 1.000] & [0.576, 1.000] & [0.673, 1.000] \\ [0.576, 0.918] & [0.576, 0.918] & [0.576, 0.918] & [0.918, 0.918] & [0.576, 0.918] \\ [0.626, 1.000] & [0.673, 1.000] & [0.673, 1.000] & [0.576, 1.000] & [0.784, 1.000] \\ [0.859, 1.000] & [0.626, 1.000] & [0.626, 1.000] & [0.576, 0.918] & [0.626, 1.000] \\ [0.626, 1.000] & [0.784, 1.000] & [0.755, 1.000] & [0.576, 0.918] & [0.673, 1.000] \\ [0.626, 1.000] & [0.784, 1.000] & [0.755, 1.000] & [0.576, 0.918] & [0.673, 1.000] \\ [0.576, 1.000] & [0.576, 1.000] & [0.576, 1.000] & [0.918, 0.918] & [0.576, 1.000] \\ [0.626, 1.000] & [0.673, 1.000] & [0.673, 1.000] & [0.576, 0.918] & [0.784, 1.000] \\ [1, 1] & [0.626, 1.000] & [0.626, 1.000] & [0.576, 0.918] & [0.626, 1.000] \\ [0.626, 1.000] & [1, 1] & [0.755, 1.000] & [0.576, 0.918] & [0.673, 0.918] \\ [0.626, 1.000] & [0.755, 1.000] & [1, 1] & [0.576, 0.918] & [0.673, 1.000] \\ [0.576, 0.918] & [0.576, 0.918] & [0.576, 0.918] & [1, 1] & [0.576, 0.918] \\ [0.626, 1.000] & [0.673, 0.918] & [0.673, 1.000] & [0.576, 0.918] & [1, 1] \end{pmatrix}$$

$$\tilde{R}^{16} = \tilde{R}^8 \circ \tilde{R}^8 = \begin{pmatrix} [1, 1] & [0.626, 1.000] & [0.626, 1.000] & [0.576, 1.000] & [0.626, 1.000] \\ [0.626, 1.000] & [1, 1] & [0.837, 1.000] & [0.576, 1.000] & [0.673, 1.000] \\ [0.626, 1.000] & [0.837, 1.000] & [1, 1] & [0.576, 1.000] & [0.673, 1.000] \\ [0.576, 1.000] & [0.576, 1.000] & [0.576, 1.000] & [1, 1] & [0.576, 1.000] \\ [0.626, 1.000] & [0.673, 1.000] & [0.673, 1.000] & [0.576, 1.000] & [1, 1] \\ [0.859, 1.000] & [0.626, 1.000] & [0.626, 1.000] & [0.576, 1.000] & [0.626, 1.000] \\ [0.626, 1.000] & [0.784, 1.000] & [0.784, 1.000] & [0.576, 1.000] & [0.673, 1.000] \\ [0.626, 1.000] & [0.755, 1.000] & [0.755, 1.000] & [0.576, 1.000] & [0.673, 1.000] \\ [0.576, 0.918] & [0.576, 0.918] & [0.576, 0.918] & [0.918, 0.918] & [0.576, 0.918] \\ [0.626, 1.000] & [0.673, 1.000] & [0.673, 1.000] & [0.576, 1.000] & [0.784, 1.000] \\ [0.859, 1.000] & [0.626, 1.000] & [0.626, 1.000] & [0.576, 0.918] & [0.626, 1.000] \\ [0.626, 1.000] & [0.784, 1.000] & [0.755, 1.000] & [0.576, 0.918] & [0.673, 1.000] \\ [0.626, 1.000] & [0.784, 1.000] & [0.755, 1.000] & [0.576, 0.918] & [0.673, 1.000] \\ [0.576, 1.000] & [0.576, 1.000] & [0.576, 1.000] & [0.918, 0.918] & [0.576, 1.000] \\ [0.626, 1.000] & [0.673, 1.000] & [0.673, 1.000] & [0.576, 0.918] & [0.784, 1.000] \\ [1, 1] & [0.626, 1.000] & [0.626, 1.000] & [0.576, 0.918] & [0.626, 1.000] \\ [0.626, 1.000] & [1, 1] & [0.755, 1.000] & [0.576, 0.918] & [0.673, 0.918] \\ [0.626, 1.000] & [0.755, 1.000] & [1, 1] & [0.576, 0.918] & [0.673, 1.000] \\ [0.576, 0.918] & [0.576, 0.918] & [0.576, 0.918] & [1, 1] & [0.576, 0.918] \\ [0.626, 1.000] & [0.673, 0.918] & [0.673, 1.000] & [0.576, 0.918] & [1, 1] \end{pmatrix}$$

Thus, $\tilde{R}^{16} = \tilde{R}^8$. Let $\tilde{R}^8 = \tilde{R}^* = (\tilde{r}_{ij}^*)_{10 \times 10}$, where $\tilde{r}_{ij}^* = [\mu_{ij}^*, 1 - v_{ij}^*]$, $i, j = 1, 2, \dots, 10$, then the λ -cutting matrix of \tilde{R}^* can be constructed as $\tilde{R}_\lambda^* = (\lambda \tilde{r}_{ij}^*)_{10 \times 10}$, where

$$\lambda \tilde{r}_{ij}^* = \begin{cases} 0, & \text{if } 1 - v_{ij}^* < \lambda, \\ \frac{1}{2}, & \text{if } \mu_{ij}^* < \lambda \leq 1 - v_{ij}^*, \quad i, j = 1, 2, \dots, 10, \quad \lambda \in [0, 1] \\ 1, & \text{if } \mu_{ij}^* \geq \lambda. \end{cases} \quad (2.102)$$

Considering that the confidence level λ is directly related to the lower and upper limits of each \tilde{r}_{ij}^* in the interval-valued matrix \tilde{R}^* , we get, based on \tilde{R}_λ^* , all the possible classifications of the ten new cars y_i ($i = 1, 2, \dots, 10$):

(1) If $0 \leq \lambda \leq 0.576$, then

$$\{y_1, y_2, y_3, y_4, y_5, y_6, y_7, y_8, y_9, y_{10}\}$$

(2) If $0.576 < \lambda \leq 0.626$, then

$$\{y_1, y_2, y_3, y_5, y_6, y_7, y_8, y_{10}\}, \{y_4, y_9\}$$

(3) If $0.626 < \lambda \leq 0.673$, then

$$\{y_1, y_6\}, \{y_2, y_3, y_5, y_7, y_8, y_{10}\}, \{y_4, y_9\}$$

(4) If $0.673 < \lambda \leq 0.755$, then

$$\{y_1, y_6\}, \{y_2, y_3, y_7, y_8\}, \{y_4, y_9\}, \{y_5, y_{10}\}$$

(5) If $0.755 < \lambda \leq 0.784$, then

$$\{y_1, y_6\}, \{y_2, y_3, y_7\}, \{y_8\}, \{y_4, y_9\}, \{y_5, y_{10}\}$$

(6) If $0.784 < \lambda \leq 0.837$, then

$$\{y_1, y_6\}, \{y_2, y_3\}, \{y_5\}, \{y_7\}, \{y_8\}, \{y_{10}\}, \{y_4, y_9\}$$

(7) If $0.837 < \lambda \leq 0.859$, then

$$\{y_1, y_6\}, \{y_2\}, \{y_3\}, \{y_5\}, \{y_7\}, \{y_8\}, \{y_{10}\}, \{y_4, y_9\}$$

(8) If $0.859 < \lambda \leq 0.918$, then

$$\{y_1\}, \{y_2\}, \{y_3\}, \{y_5\}, \{y_6\}, \{y_7\}, \{y_8\}, \{y_{10}\}, \{y_4, y_9\}$$

(9) If $0.918 < \lambda \leq 1$, then

$$\{y_1\}, \{y_2\}, \{y_3\}, \{y_4\}, \{y_5\}, \{y_6\}, \{y_7\}, \{y_8\}, \{y_9\}, \{y_{10}\}$$

From the above numerical analysis, we know that Algorithm 2.1 only takes into account the maximal and minimal deviation information, and ignores all the other deviation information, more importantly, it cannot take into account any information on attribute weights, and thus produces the loss of too much information, while Algorithm 2.2 can not only avoid losing the given information, but also require less computational effort and is more convenient in practical applications.

Now we further compare Algorithm 2.2 with Algorithm-FSC on the simulated data set:

We first exploit Algorithm 2.2 on the simulated data set. In the experiment, we set a series of λ values ranging from 0.6 to 1.0, and compute the values of the SI measure for each clustering result. The results can be found in Table 2.4 (Xu et al. 2008):

Table 2.4 The results derived by Algorithm 2.2 with different λ levels on the simulated data set

λ	0.60	0.65	0.70	0.75	0.80	0.85	0.90	0.95	1.00
SI	0.437	0.437	0.437	0.437	0.437	0.437	0.437	0.437	0.995
K	3	3	3	3	3	3	3	3	900

Note: (1) K is the number of clusters found by Algorithm 2.2.

(2) Since $C^{2^7} = C^{2^6}$, we get the equivalent associate matrix C^{2^6} after six iterations.

Table 2.5 The results derived by Algorithm-FSC with different λ levels on the modified data sets

Modified data set I									
λ	0.60	0.65	0.70	0.75	0.80	0.85	0.90	0.95	1.00
SI	0.466	0.466	0.466	0.466	0.466	0.466	0.466	0.466	0.999
K	2	2	2	2	2	2	2	2	2
Modified data set II									
λ	0.60	0.65	0.70	0.75	0.80	0.85	0.90	0.95	1.00
SI	0.474	0.474	0.474	0.474	0.474	0.474	0.474	0.474	0.999
K	2	2	2	2	2	2	2	2	2

As can be seen from Table 2.4, for most of the λ levels, Algorithm 2.2 produces three clusters, and the smallest SI values are exactly the same as 0.437. In fact, if we take a closer look at the assigned cluster label of each IFS, then we can find that Algorithm 2.2 recognizes the cluster structure perfectly under these λ levels. Clearly, by incorporating the uncertainty degree into the correlation computation of IFSs, Algorithm 2.2 has the ability to identify all the three classes. However, this is not the case for traditional clustering algorithms for fuzzy sets. To illustrate this, we also exploit Algorithm-FSC on the simulated data set. As mentioned above, Algorithm-FSC does not take into account the uncertain information. Therefore, to make sure $\mu(x) + \nu(x) = 1$ for any x in the simulated data set, we should modify the data set by adding $\pi(x)$ to either $\nu(x)$ or $\mu(x)$. We produce the two modified data sets and then exploit Algorithm-FSC on them. The results can be found in Table 2.5 (Xu et al. 2008).

As can be seen in Table 2.5, the clustering results of Algorithm-FSC on the two modified data sets are poor, since it cannot identify all the three classes precisely. This further justifies the importance of the uncertain information in IFSs.

In summary, by comparing the performance of Algorithm-IFSC with that of Algorithm-FSC on the simulated data set, we know that (1) Algorithm-IFSC is capable to cluster large scale IFSs; and (2) the uncertain information captured by IFSs is crucial for the success of some clustering tasks.

2.3 Intuitionistic Fuzzy Hierarchical Clustering Algorithms

Xu (2009) introduced an intuitionistic fuzzy hierarchical algorithm for clustering IFSs, which is based on the traditional hierarchical clustering procedure, the intuitionistic fuzzy aggregation operator, and the basic distance measures between IFSs. Then, the algorithm was extended for clustering IVIFSs. The algorithm and its extended form were applied to the classifications of building materials and enterprises respectively. In this section, we shall give a detailed introduction to the intuitionistic fuzzy hierarchical algorithms.

We first introduce some basic operations and distance measures for IFSs and IVIFSs:

Let $X = \{x_1, x_2, \dots, x_n\}$ be a discrete universe of discourse, $A_j = \{\langle x_i, \mu_{A_j}(x_i), \nu_{A_j}(x_i) \rangle | x_i \in X\}$ ($j = 1, 2, \dots, m$) a collection of m IFSs. Then based on the operations of IFSs, Xu (2009) defined the average of m IFSs A_j ($j = 1, 2, \dots, m$) as:

$$f(A_1, A_2, \dots, A_m) = \frac{1}{m}(A_1 \oplus A_2 \oplus \dots \oplus A_m) \quad (2.103)$$

which can be further transformed into the following:

$$f(A_1, A_2, \dots, A_m) = \left\{ \langle x_i, 1 - \prod_{j=1}^m (1 - \mu_{A_j}(x_i))^{\frac{1}{m}}, \prod_{j=1}^m (\nu_{A_j}(x_i))^{\frac{1}{m}} \rangle | x_i \in X \right\} \quad (2.104)$$

Xu (2009) defined the weighted Hamming distance, the normalized Hamming distance, the weighted Euclidean distance, and the normalized Euclidean distance for measuring IVIFSs:

Let $\tilde{A}_j = \{\langle x_i, \tilde{\mu}_{\tilde{A}_j}(x_i), \tilde{\nu}_{\tilde{A}_j}(x_i) \rangle | x_i \in X\}$ ($j = 1, 2$) be two IVIFSs in X , where $\tilde{\mu}_{\tilde{A}_j}(x_i) = [\mu_{\tilde{A}_j}^-(x_i), \mu_{\tilde{A}_j}^+(x_i)] \subset [0, 1]$ and $\tilde{\nu}_{\tilde{A}_j}(x_i) = [\nu_{\tilde{A}_j}^-(x_i), \nu_{\tilde{A}_j}^+(x_i)] \subset [0, 1]$ ($j = 1, 2$). Then

(1) The weighted Hamming distance:

$$\begin{aligned} d_{wH}(\tilde{A}_1, \tilde{A}_2) &= \frac{1}{4} \sum_{i=1}^n w_i (|\mu_{\tilde{A}_1}^-(x_i) - \mu_{\tilde{A}_2}^-(x_i)| + |\mu_{\tilde{A}_1}^+(x_i) - \mu_{\tilde{A}_2}^+(x_i)| + |\nu_{\tilde{A}_1}^-(x_i) - \nu_{\tilde{A}_2}^-(x_i)| \\ &\quad + |\nu_{\tilde{A}_1}^+(x_i) - \nu_{\tilde{A}_2}^+(x_i)| + |\pi_{\tilde{A}_1}^-(x_i) - \pi_{\tilde{A}_2}^-(x_i)| + |\pi_{\tilde{A}_1}^+(x_i) - \pi_{\tilde{A}_2}^+(x_i)|) \end{aligned} \quad (2.105)$$

Especially, if $w = (1/n, 1/n, \dots, 1/n)^T$, then Eq. (2.105) reduces to the normalized Hamming distance:

$$\begin{aligned} d_{NH}(\tilde{A}_1, \tilde{A}_2) &= \frac{1}{4n} \sum_{i=1}^n (|\mu_{\tilde{A}_1}^-(x_i) - \mu_{\tilde{A}_2}^-(x_i)| + |\mu_{\tilde{A}_1}^+(x_i) - \mu_{\tilde{A}_2}^+(x_i)| + |\nu_{\tilde{A}_1}^-(x_i) - \nu_{\tilde{A}_2}^-(x_i)| \\ &\quad + |\nu_{\tilde{A}_1}^+(x_i) - \nu_{\tilde{A}_2}^+(x_i)| + |\pi_{\tilde{A}_1}^-(x_i) - \pi_{\tilde{A}_2}^-(x_i)| + |\pi_{\tilde{A}_1}^+(x_i) - \pi_{\tilde{A}_2}^+(x_i)|) \end{aligned} \quad (2.106)$$

(2) The weighted Euclidean distance:

$$\begin{aligned}
 d_{wE}(\tilde{A}_1, \tilde{A}_2) &= \left(\frac{1}{4} \sum_{i=1}^n w_i ((\mu_{\tilde{A}_1}^-(x_i) - \mu_{\tilde{A}_2}^-(x_i))^2 + (\mu_{\tilde{A}_1}^+(x_i) - \mu_{\tilde{A}_2}^+(x_i))^2 + (v_{\tilde{A}_1}^-(x_i) - v_{\tilde{A}_2}^-(x_i))^2 \right. \\
 &\quad \left. + (v_{\tilde{A}_1}^+(x_i) - v_{\tilde{A}_2}^+(x_i))^2 + (\pi_{\tilde{A}_1}^-(x_i) - \pi_{\tilde{A}_2}^-(x_i))^2 + (\pi_{\tilde{A}_1}^+(x_i) - \pi_{\tilde{A}_2}^+(x_i))^2) \right)^{\frac{1}{2}} \quad (2.107)
 \end{aligned}$$

Especially, if $w = (1/n, 1/n, \dots, 1/n)^T$, then Eq. (2.107) reduces to the normalized Euclidean distance:

$$\begin{aligned}
 d_{NE}(\tilde{A}_1, \tilde{A}_2) &= \left(\frac{1}{4n} \sum_{i=1}^n ((\mu_{\tilde{A}_1}^-(x_i) - \mu_{\tilde{A}_2}^-(x_i))^2 + (\mu_{\tilde{A}_1}^+(x_i) - \mu_{\tilde{A}_2}^+(x_i))^2 + (v_{\tilde{A}_1}^-(x_i) - v_{\tilde{A}_2}^-(x_i))^2 \right. \\
 &\quad \left. + (v_{\tilde{A}_1}^+(x_i) - v_{\tilde{A}_2}^+(x_i))^2 + (\pi_{\tilde{A}_1}^-(x_i) - \pi_{\tilde{A}_2}^-(x_i))^2 + (\pi_{\tilde{A}_1}^+(x_i) - \pi_{\tilde{A}_2}^+(x_i))^2) \right)^{\frac{1}{2}} \quad (2.108)
 \end{aligned}$$

Moreover, let $\tilde{A}_j = \{ \langle x_i, \tilde{\mu}_{\tilde{A}_j}(x_i), \tilde{v}_{\tilde{A}_j}(x_i) \rangle | x_i \in X \}$, where $\tilde{\mu}_{\tilde{A}_j}(x_i) = [\mu_{\tilde{A}_j}^-(x_i), \mu_{\tilde{A}_j}^+(x_i)] \subset [0, 1]$ and $\tilde{v}_{\tilde{A}_j}(x_i) = [v_{\tilde{A}_j}^-(x_i), v_{\tilde{A}_j}^+(x_i)] \subset [0, 1]$ ($j = 1, 2, \dots, m$). Then, based on the operations of IVIFSs, Xu (2009) defined the average of a collection of m IVIFSs \tilde{A}_j ($j = 1, 2, \dots, m$) as:

$$f(\tilde{A}_1, \tilde{A}_2, \dots, \tilde{A}_m) = \frac{1}{m} (\tilde{A}_1 \oplus \tilde{A}_2 \oplus \dots \oplus \tilde{A}_m) \quad (2.109)$$

which can be further transformed into the following:

$$\begin{aligned}
 f(\tilde{A}_1, \tilde{A}_2, \dots, \tilde{A}_m) &= \left\{ \langle x_i, \left[1 - \prod_{j=1}^m (1 - \mu_{\tilde{A}_j}^-(x_i))^{\frac{1}{m}}, 1 - \prod_{j=1}^m (1 - \mu_{\tilde{A}_j}^+(x_i))^{\frac{1}{m}} \right], \right. \\
 &\quad \left. \left[\prod_{j=1}^m (v_{\tilde{A}_j}^-(x_i))^{\frac{1}{m}}, \prod_{j=1}^m (v_{\tilde{A}_j}^+(x_i))^{\frac{1}{m}} \right] \rangle | x_i \in X \right\} \quad (2.110)
 \end{aligned}$$

The traditional hierarchical clustering algorithm (Anderberg 1972) is generally used to cluster numerical information. However, in many fields including medical informatics, information retrieval and bio-informatics, where the data information sometimes may be imprecise or uncertain, and is suitable to be expressed in IFSs or IVIFSs, the traditional hierarchical clustering algorithm fails in dealing with these

situations. Based on the distance measures (2.105) and (2.106), and the intuitionistic fuzzy aggregation operator (2.103), Xu (2009) extended the traditional hierarchical clustering algorithm to the IFS theory:

Algorithm 2.4

Given a collection of m IFSs A_j ($j = 1, 2, \dots, m$), in the first stage each of the m IFSs A_j ($j = 1, 2, \dots, m$) is considered as a unique cluster. The IFSs A_j ($j = 1, 2, \dots, m$) are then compared among themselves by using the weighted Hamming distance:

$$\begin{aligned} d_{wH}(A_1, A_2) \\ = \frac{1}{2} \sum_{i=1}^n w_i (|\mu_{A_i}(x_i) - \mu_{A_j}(x_i)| + |v_{A_i}(x_i) - v_{A_j}(x_i)| + |\pi_{A_i}(x_i) - \pi_{A_j}(x_i)|) \end{aligned} \quad (2.111)$$

or the weighted Euclidean distance:

$$\begin{aligned} d_{wE}(A_1, A_2) \\ = \left(\frac{1}{2} \sum_{i=1}^n w_i ((\mu_{A_i}(x_i) - \mu_{A_j}(x_i))^2 + (v_{A_i}(x_i) - v_{A_j}(x_i))^2 + (\pi_{A_i}(x_i) - \pi_{A_j}(x_i))^2) \right)^{1/2} \end{aligned} \quad (2.112)$$

The two clusters with smaller distance are jointed. The procedure is then repeated time after time until the desirable number of clusters is achieved. Only two clusters can be jointed in each stage and they cannot be separated after they are jointed. In each stage the center of each cluster is recalculated by using the average (derived from Eq. (2.103)) of the IFSs assigned to the cluster, and the distance between two clusters is defined as the distance between the centers of each clusters.

If the collected data information is expressed as IVIFSs, then based on the distance measures (2.105) and (2.107), and the interval-valued intuitionistic fuzzy aggregation operator (2.110), Xu (2009) gave an interval-valued intuitionistic fuzzy hierarchical algorithm for clustering IVIFSs:

Algorithm 2.5

Given a collection of m IVIFSs \tilde{A}_j ($j = 1, 2, \dots, m$), in the first stage each of the m IVIFSs \tilde{A}_j ($j = 1, 2, \dots, m$) is considered as a unique cluster. The IVIFSs \tilde{A}_j ($j = 1, 2, \dots, m$) are then compared among themselves by using the weighted Hamming distance (2.105) or the weighted Euclidean distance (2.107). The two clusters with smaller distance are jointed. The procedure is then repeated time after time until the desirable number of clusters is achieved. Only two clusters can be jointed in each stage and they cannot be separated after they are jointed. In each stage the center of each cluster is recalculated by using the average (derived by

the interval-valued intuitionistic fuzzy aggregation operator (2.110)) of the IVIFSs assigned to the cluster, and the distance between two clusters is defined as the distance between the centers of each clusters.

Example 2.3 (Xu 2009) Given five building materials: sealant, floor varnish, wall paint, carpet, and polyvinyl chloride flooring, which are represented by the IFSs A_j ($j = 1, 2, 3, 4, 5$) in the feature space $X = \{x_1, x_2, \dots, x_8\}$. $w = (0.15, 0.10, 0.12, 0.15, 0.10, 0.13, 0.14, 0.11)^T$ is the weight vector of x_i ($i = 1, 2, \dots, 8$), and the given data are listed as follows:

$$\begin{aligned} A_1 &= \{\langle x_1, 0.20, 0.50 \rangle, \langle x_2, 0.10, 0.80 \rangle, \langle x_3, 0.50, 0.30 \rangle, \langle x_4, 0.90, 0.00 \rangle, \\ &\quad \langle x_5, 0.40, 0.35 \rangle, \langle x_6, 0.10, 0.90 \rangle, \langle x_7, 0.30, 0.50 \rangle, \langle x_8, 1.00, 0.00 \rangle\} \\ A_2 &= \{\langle x_1, 0.50, 0.40 \rangle, \langle x_2, 0.60, 0.15 \rangle, \langle x_3, 1.00, 0.00 \rangle, \langle x_4, 0.15, 0.65 \rangle, \\ &\quad \langle x_5, 0.00, 0.80 \rangle, \langle x_6, 0.70, 0.15 \rangle, \langle x_7, 0.50, 0.30 \rangle, \langle x_8, 0.65, 0.20 \rangle\} \\ A_3 &= \{\langle x_1, 0.45, 0.35 \rangle, \langle x_2, 0.60, 0.30 \rangle, \langle x_3, 0.90, 0.00 \rangle, \langle x_4, 0.10, 0.80 \rangle, \\ &\quad \langle x_5, 0.20, 0.70 \rangle, \langle x_6, 0.60, 0.20 \rangle, \langle x_7, 0.15, 0.80 \rangle, \langle x_8, 0.20, 0.65 \rangle\} \\ A_4 &= \{\langle x_1, 1.00, 0.00 \rangle, \langle x_2, 1.00, 0.00 \rangle, \langle x_3, 0.85, 0.10 \rangle, \langle x_4, 0.75, 0.15 \rangle, \\ &\quad \langle x_5, 0.20, 0.80 \rangle, \langle x_6, 0.15, 0.85 \rangle, \langle x_7, 0.10, 0.70 \rangle, \langle x_8, 0.30, 0.70 \rangle\} \\ A_5 &= \{\langle x_1, 0.90, 0.00 \rangle, \langle x_2, 0.90, 0.10 \rangle, \langle x_3, 0.80, 0.10 \rangle, \langle x_4, 0.70, 0.20 \rangle, \\ &\quad \langle x_5, 0.50, 0.15 \rangle, \langle x_6, 0.30, 0.65 \rangle, \langle x_7, 0.15, 0.75 \rangle, \langle x_8, 0.40, 0.30 \rangle\} \end{aligned}$$

Now we utilize Algorithm 2.3 to classify the building materials A_j ($j = 1, 2, 3, 4, 5$):

Step 1 In the first stage, each of the IFSs A_j ($j = 1, 2, 3, 4, 5$) is considered as a unique cluster:

$$\{A_1\}, \{A_2\}, \{A_3\}, \{A_4\}, \{A_5\}$$

Step 2 Compare each IFS A_i with all the other four IFSs by using the weighted Hamming distance (2.110):

$$\begin{aligned} d_{wH}(A_1, A_2) &= d_{wH}(A_2, A_1) = 0.4915, d_{wH}(A_1, A_3) = d_{wH}(A_3, A_1) = 0.5115 \\ d_{wH}(A_1, A_4) &= d_{wH}(A_4, A_1) = 0.4310, d_{wH}(A_1, A_5) = d_{wH}(A_5, A_1) = 0.4045 \\ d_{wH}(A_2, A_3) &= d_{wH}(A_3, A_2) = 0.2170, d_{wH}(A_2, A_4) = d_{wH}(A_4, A_2) = 0.4515 \\ d_{wH}(A_2, A_5) &= d_{wH}(A_5, A_2) = 0.4545, d_{wH}(A_3, A_4) = d_{wH}(A_4, A_3) = 0.4480 \\ d_{wH}(A_3, A_5) &= d_7(A_5, A_3) = 0.3735, d_{wH}(A_4, A_5) = d_{wH}(A_5, A_4) = 0.1875 \end{aligned}$$

Since

$$\begin{aligned} d_{wH}(A_1, A_5) &= \min\{d_{wH}(A_1, A_2), d_{wH}(A_1, A_3), d_{wH}(A_1, A_4), d_{wH}(A_1, A_5)\} = 0.4045 \\ d_{wH}(A_2, A_3) &= \min\{d_{wH}(A_2, A_1), d_{wH}(A_2, A_3), d_{wH}(A_2, A_4), d_{wH}(A_2, A_5)\} = 0.2170 \\ d_{wH}(A_4, A_5) &= \min\{d_{wH}(A_4, A_1), d_{wH}(A_4, A_2), d_{wH}(A_4, A_3), d_{wH}(A_4, A_5)\} = 0.1875 \end{aligned}$$

and considering only two clusters can be jointed in each stage, the IFSs A_j ($j = 1, 2, 3, 4, 5$) can be clustered into the following three clusters at the second stage:

$$\{A_1\}, \{A_2, A_3\}, \{A_4, A_5\}$$

Step 3 Calculate the center of each cluster by using Eq. (2.103):

$$\begin{aligned} c\{A_1\} &= A_1 \\ c\{A_2, A_3\} &= f(A_2, A_3) \\ &= \{\langle x_1, 0.48, 0.37 \rangle, \langle x_2, 0.60, 0.21 \rangle, \langle x_3, 1.00, 0.00 \rangle, \langle x_4, 0.13, 0.72 \rangle, \\ &\quad \langle x_5, 0.11, 0.75 \rangle, \langle x_6, 0.65, 0.17 \rangle, \langle x_7, 0.35, 0.49 \rangle, \langle x_8, 0.47, 0.36 \rangle\} \\ c\{A_4, A_5\} &= f(A_4, A_5) \\ &= \{\langle x_1, 1.00, 0.00 \rangle, \langle x_2, 1.00, 0.00 \rangle, \langle x_3, 0.83, 0.10 \rangle, \langle x_4, 0.73, 0.17 \rangle, \\ &\quad \langle x_5, 0.37, 0.35 \rangle, \langle x_6, 0.23, 0.74 \rangle, \langle x_7, 0.13, 0.72 \rangle, \langle x_8, 0.35, 0.46 \rangle\} \end{aligned}$$

and then compare each cluster with all the other two clusters by using the weighted Hamming distance (2.111):

$$\begin{aligned} d_{wH}(c\{A_1\}, c\{A_2, A_3\}) &= d_{wH}(c\{A_2, A_3\}, c\{A_1\}) = 0.4921 \\ d_{wH}(c\{A_1\}, c\{A_4, A_5\}) &= d_{wH}(c\{A_4, A_5\}, c\{A_1\}) = 0.4007 \\ d_{wH}(c\{A_2, A_3\}, c\{A_4, A_5\}) &= d_{wH}(c\{A_4, A_5\}, c\{A_2, A_3\}) = 0.3879 \end{aligned}$$

Hence, the IFSs A_j ($j = 1, 2, 3, 4, 5$) can be clustered into the following two clusters at the third stage:

$$\{A_1\}, \{A_2, A_3, A_4, A_5\}$$

Finally, the above two clusters can be further clustered into a unique cluster:

$$\{A_1, A_2, A_3, A_4, A_5\}$$

All the above processes can be shown as in Fig. 2.1 (Xu 2009).

In the process of clustering, the number of clusters can be determined according to practical applications.

Example 2.4 (Xu 2009) Given four enterprises, represented by the IVIFSs \tilde{A}_j ($j = 1, 2, 3, 4$) in the attribute set $X = \{x_1, x_2, \dots, x_6\}$, where (1) x_1 : The ability of sale; (2) x_2 : The ability of management; (3) x_3 : The ability of production; (4) x_4 : The ability of technology; (5) x_5 : The ability of financing; and (6) x_6 : The ability of risk bearing (the weight vector of x_i ($i = 1, 2, \dots, 6$) is $w = (0.25, 0.20, 0.15, 0.10, 0.15, 0.15)^T$. The given data are listed as follows:

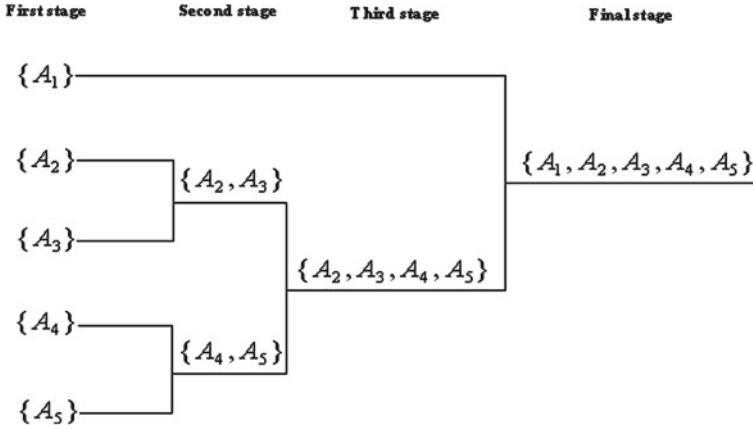


Fig. 2.1 Classification of the building materials A_j ($j = 1, 2, 3, 4, 5$)

$$\begin{aligned}
 \tilde{A}_1 &= \{ \langle x_1, [0.70, 0.75], [0.10, 0.15] \rangle, \langle x_2, [0.00, 0.10], [0.80, 0.90] \rangle, \\
 &\quad \langle x_3, [0.15, 0.20], [0.60, 0.65] \rangle, \langle x_4, [0.50, 0.55], [0.30, 0.35] \rangle, \\
 &\quad \langle x_5, [0.10, 0.15], [0.50, 0.60] \rangle, \langle x_6, [0.70, 0.75], [0.10, 0.15] \rangle \} \\
 \tilde{A}_2 &= \{ \langle x_1, [0.40, 0.45], [0.30, 0.35] \rangle, \langle x_2, [0.60, 0.65], [0.20, 0.30] \rangle, \\
 &\quad \langle x_3, [0.80, 1.00], [0.00, 0.00] \rangle, \langle x_4, [0.70, 0.90], [0.00, 0.10] \rangle, \\
 &\quad \langle x_5, [0.70, 0.75], [0.10, 0.20] \rangle, \langle x_6, [0.90, 1.00], [0.00, 0.00] \rangle \} \\
 \tilde{A}_3 &= \{ \langle x_1, [0.20, 0.30], [0.40, 0.45] \rangle, \langle x_2, [0.80, 0.90], [0.00, 0.10] \rangle, \\
 &\quad \langle x_3, [0.10, 0.20], [0.70, 0.80] \rangle, \langle x_4, [0.15, 0.20], [0.70, 0.75] \rangle, \\
 &\quad \langle x_5, [0.00, 0.10], [0.80, 0.90] \rangle, \langle x_6, [0.60, 0.70], [0.20, 0.30] \rangle \} \\
 \tilde{A}_4 &= \{ \langle x_1, [0.60, 0.65], [0.30, 0.35] \rangle, \langle x_2, [0.45, 0.50], [0.30, 0.40] \rangle, \\
 &\quad \langle x_3, [0.20, 0.25], [0.65, 0.70] \rangle, \langle x_4, [0.20, 0.30], [0.50, 0.60] \rangle, \\
 &\quad \langle x_5, [0.00, 0.10], [0.75, 0.80] \rangle, \langle x_6, [0.50, 0.60], [0.20, 0.25] \rangle \}
 \end{aligned}$$

Here we can use Algorithm 2.4 to classify the enterprises \tilde{A}_j ($j = 1, 2, 3, 4$):

Step 1 In the first stage, each of the IVIFSs \tilde{A}_j ($j = 1, 2, 3, 4$) is considered as a unique cluster:

$$\{\tilde{A}_1\}, \{\tilde{A}_2\}, \{\tilde{A}_3\}, \{\tilde{A}_4\}$$

Step 2 Compare each IVIFS A_j with all the other three IVIFSs by using the weighted Hamming distance (2.111):

$$\begin{aligned}
 d_{wH}(\tilde{A}_1, \tilde{A}_2) &= d_{wH}(\tilde{A}_2, \tilde{A}_1) = 0.4600, d_{wH}(\tilde{A}_1, \tilde{A}_3) = d_{wH}(\tilde{A}_3, \tilde{A}_1) = 0.4012 \\
 d_{wH}(\tilde{A}_1, \tilde{A}_4) &= d_{wH}(\tilde{A}_4, \tilde{A}_1) = 0.2525, d_{wH}(\tilde{A}_2, \tilde{A}_3) = d_{wH}(\tilde{A}_3, \tilde{A}_2) = 0.4237
 \end{aligned}$$

$$d_{wH}(\tilde{A}_2, \tilde{A}_4) = d_{wH}(\tilde{A}_4, \tilde{A}_2) = 0.4237, d_{wH}(\tilde{A}_3, \tilde{A}_4) = d_{wH}(\tilde{A}_4, \tilde{A}_3) = 0.2288$$

then the IVIFSs \tilde{A}_j ($j = 1, 2, 3, 4$) can be clustered into the following three clusters at the second stage:

$$\{\tilde{A}_1\}, \quad \{\tilde{A}_2\}, \quad \{\tilde{A}_3, \tilde{A}_4\}$$

Step 3 Calculate the center of each cluster by using Eq. (2.109):

$$\begin{aligned} c\{\tilde{A}_1\} &= A_1, \quad c\{\tilde{A}_2\} = \tilde{A}_2 \\ c\{\tilde{A}_3, \tilde{A}_4\} &= f(\tilde{A}_3, \tilde{A}_4) \\ &= \{\langle x_1, [0.43, 0.51], [0.35, 0.40] \rangle, \langle x_2, [0.67, 0.78], [0.00, 0.20] \rangle, \\ &\quad \langle x_3, [0.15, 0.23], [0.67, 0.75] \rangle, \langle x_4, [0.18, 0.25], [0.59, 0.67] \rangle, \\ &\quad \langle x_5, [0.00, 0.10], [0.77, 0.85] \rangle, \langle x_6, [0.55, 0.65], [0.20, 0.27] \rangle\} \end{aligned}$$

and then compare each cluster with all the other two clusters by using the weighted Hamming distance (2.111):

$$\begin{aligned} d_{wH}(c\{\tilde{A}_1\}, c\{\tilde{A}_2\}) &= d_{wH}(c\{\tilde{A}_2\}, c\{\tilde{A}_1\}) = 0.4600 \\ d_{wH}(c\{\tilde{A}_1\}, c\{\tilde{A}_3, \tilde{A}_4\}) &= d_{wH}(c\{\tilde{A}_3, \tilde{A}_4\}, c\{\tilde{A}_1\}) = 0.3211 \\ d_{wH}(c\{\tilde{A}_2\}, c\{\tilde{A}_3, \tilde{A}_4\}) &= d_{wH}(c\{\tilde{A}_3, \tilde{A}_4\}, c\{\tilde{A}_2\}) = 0.3871 \end{aligned}$$

As a result, the IVIFSs \tilde{A}_j ($j = 1, 2, 3, 4$) can be clustered into the following two clusters at the third stage:

$$\{\tilde{A}_2\}, \{\tilde{A}_1, \tilde{A}_3, \tilde{A}_4\}$$

In the final stage, the above clusters can be further clustered into a unique cluster:

$$\{\tilde{A}_1, \tilde{A}_2, \tilde{A}_3, \tilde{A}_4\}$$

All the above processes can be shown as in Fig. 2.2 (Xu 2009).

2.4 Intuitionistic Fuzzy Orthogonal Clustering Algorithm

We first introduce some basic concepts:

Definition 2.16 (Bustince 2000) Let X and Y be two non-empty sets. Then

$$R = \{ \langle (x, y), \mu_R(x, y), \nu_R(x, y) \rangle | x \in X, y \in Y \} \quad (2.113)$$

is called an intuitionistic fuzzy relation, where

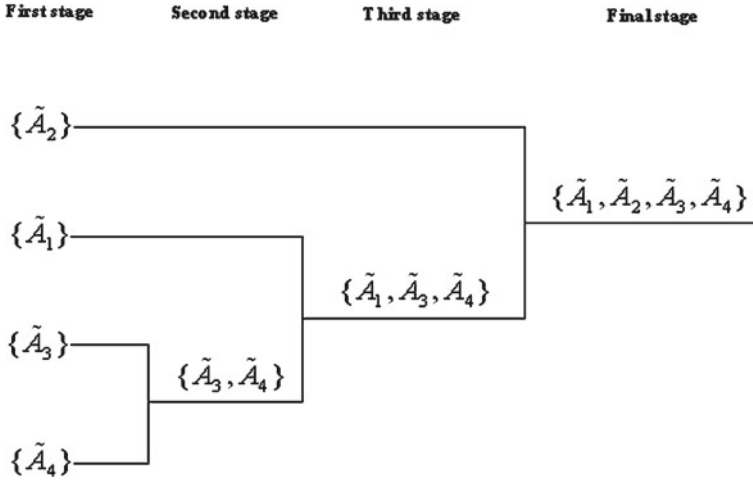


Fig. 2.2 Classification of the enterprises \tilde{A}_j ($j = 1, 2, 3, 4$)

$$\mu_R: X \times Y \rightarrow [0, 1], \nu_R: X \times Y \rightarrow [0, 1] \quad (2.114)$$

and

$$0 \leq \mu_R(x, y) + \nu_R(x, y) \leq 1, \text{ for any } (x, y) \in X \times Y \quad (2.115)$$

Definition 2.17 (Bustince 2000) Let R be an intuitionistic fuzzy relation. If

- (1) **(Reflexivity)**. $\mu_R(x, x) = 1, \nu_R(x, x) = 0$, for any $x \in X$.
- (2) **(Symmetry)**. $\mu_R(x, y) = \mu_R(y, x), \nu_R(x, y) = \nu_R(y, x)$, for any $(x, y) \in X \times Y$, then R is called an intuitionistic fuzzy similarity relation.

Definition 2.18 (Xu et al. 2011) Let $\alpha = (\alpha_1, \alpha_2, \dots, \alpha_n)$ be a vector. If all $\alpha_i = (\mu_{\alpha_i}, \nu_{\alpha_i})$ ($i = 1, 2, \dots, n$) are IFVs, then we call α an intuitionistic fuzzy vector, and denote α^T as the transpose of α , where α^T is a n -dimensional column vector.

Definition 2.19 (Xu et al. 2011) Let $\alpha, \beta \in X_{1 \times n}$, where $X_{1 \times n}$ denotes the set of intuitionistic fuzzy vectors. Then

$$\begin{aligned} \alpha \cdot \beta &= (\max\{\min\{\mu_{\alpha_i}, \mu_{\beta_i}\}\}, \min\{\max\{\nu_{\alpha_i}, \nu_{\beta_i}\}\}) \\ &= \left(\bigvee_{i=1}^n (\mu_{\alpha_i} \wedge \mu_{\beta_i}), \bigwedge_{i=1}^n (\nu_{\alpha_i} \vee \nu_{\beta_i}) \right) \end{aligned} \quad (2.116)$$

is called the inner product of α and β , where \vee and \wedge denote the max and min operations respectively.

Definition 2.20 (Xu et al. 2011) Let $\alpha, \beta \in X_{1 \times n}$, if $\alpha \cdot \beta = (0, 1)$ or $(0, 0)$. Then we call that α is orthogonal to β .

Definition 2.21 (Xu et al. 2011) Let $\alpha, \beta \in X_{1 \times n}$. Then

$$\begin{aligned}\alpha \circ \beta &= (\min\{\max\{\mu_{\alpha_i}, \mu_{\beta_i}\}, \max\{\min\{v_{\alpha_i}, v_{\beta_i}\}\}) \\ &= (\bigwedge_{i=1}^n (\mu_{\alpha_i} \vee \mu_{\beta_i}), \bigvee_{i=1}^n (v_{\alpha_i} \wedge v_{\beta_i}))\end{aligned}\quad (2.117)$$

is called the outer product of α and β .

Theorem 2.11 (Xu et al. 2011) Let $\alpha, \beta \in X_{1 \times n}$. Then

$$(\alpha \cdot \beta)^c = \alpha^c \circ \beta^c, (\alpha \circ \beta)^c = \alpha^c \cdot \beta^c \quad (2.118)$$

where $\alpha^c = (\alpha_1^c, \alpha_2^c, \dots, \alpha_n^c)$ and $\beta^c = (\beta_1^c, \beta_2^c, \dots, \beta_n^c)$, $\alpha_i^c = (v_{\alpha_i}, \mu_{\alpha_i})$ and $\beta_i^c = (v_{\beta_i}, \mu_{\beta_i})$, $i = 1, 2, \dots, n$.

Proof By Definitions 2.19 and 2.21, we have

$$(\alpha \cdot \beta)^c = (\bigwedge_{i=1}^n (v_{\alpha_i} \vee v_{\beta_i}), \bigvee_{i=1}^n (\mu_{\alpha_i} \wedge \mu_{\beta_i})) = \alpha^c \circ \beta^c \quad (2.119)$$

$$(\alpha \circ \beta)^c = (\bigvee_{i=1}^n (v_{\alpha_i} \wedge v_{\beta_i}), \bigwedge_{i=1}^n (\mu_{\alpha_i} \vee \mu_{\beta_i})) = \alpha^c \cdot \beta^c \quad (2.120)$$

Similarly, we can easily prove the following properties:

Theorem 2.12 (Xu et al. 2011) Let $\alpha, \beta \in X_{1 \times n}$. Then

$$\alpha \cdot \beta = \beta \cdot \alpha, \quad \alpha \circ \beta = \beta \circ \alpha \quad (2.121)$$

Theorem 2.13 (Xu et al. 2011) Let $\alpha, \beta, \gamma \in X_{1 \times n}$. Then

$$\alpha \cdot (\beta \cdot \gamma) = (\alpha \cdot \beta) \cdot \gamma, \quad \alpha \circ (\beta \circ \gamma) = (\alpha \circ \beta) \circ \gamma \quad (2.122)$$

Theorem 2.14 (Xu et al. 2011) Let $\alpha, \beta \in X_{1 \times n}$. Then $\alpha \cdot \beta$ and $\alpha \circ \beta$ are also IFVs.

Definition 2.22 (Xu et al. 2011) Let A and B be two IFVs on X . Then

$$A \cdot B = \{x, \langle \bigvee_X (\mu_A(x) \wedge \mu_B(x)), \bigwedge_X (v_A(x) \vee v_B(x)) \rangle, x \in X\} \quad (2.123)$$

$$A \circ B = \{x, \langle \bigwedge_X (\mu_A(x) \vee \mu_B(x)), \bigvee_X (v_A(x) \wedge v_B(x)) \rangle, x \in X\} \quad (2.124)$$

are called the inner and outer products of A and B respectively.

Definition 2.23 (Xu et al. 2011) Let A and B be two IFVs on X , $R(A, B)$ is a binary relation on $X \times X$. If

$$R(A, B) = \begin{cases} (1, 0), & A = B, \\ (A \cdot B) \cap (A \circ B)^c, & A \neq B, \end{cases} \quad (2.125)$$

then $R(A, B)$ is called the closeness degree of A and B .

By Eq. (2.125), we have

Theorem 2.15 (Xu et al. 2011) The closeness degree $R(A, B)$ of A and B is an intuitionistic fuzzy similarity relation.

Proof (1) We first prove that $R(A, B)$ is an IFV, since A and B are two IFSs on X , we have

(a) If $A = B$, then $R(A, B) = (1, 0)$;

(b) If $A \neq B$, then

$$0 \leq \mu_A(x), v_A(x) \leq 1, 0 \leq \mu_A(x) + v_A(x) \leq 1 \quad (2.126)$$

$$0 \leq \mu_B(x), v_B(x) \leq 1, 0 \leq \mu_B(x) + v_B(x) \leq 1 \quad (2.127)$$

$$(A \circ B)^c = \{\bigvee_X (v_A(x) \wedge v_B(x)), \bigwedge_X (\mu_A(x) \vee \mu_B(x))\} \quad (2.128)$$

$$R(A, B) = (\min\{\bigwedge_X (\mu_A(x) \vee \mu_B(x)), \bigvee_X (v_A(x) \wedge v_B(x))\}, \min\{\bigwedge_X (v_A(x) \vee v_B(x)), \bigvee_X (\mu_A(x) \wedge \mu_B(x))\}) \quad (2.129)$$

Thus, $R(A, B)$ is an IFV.

(2) Since $R(A, A) = (1, 0)$, then R is reflexive.

(3) Since $R(A, B) = (A \cdot B) \cap (A \circ B)^c = (B \cdot A) \cap (B \circ A)^c = R(B, A)$, then R is symmetrical. Thus, $R(A, B)$ is an intuitionistic fuzzy similarity relation.

Definition 2.24 (Xu et al. 2011) Let $R = (r_{ij})_{n \times n}$ be an intuitionistic fuzzy similarity matrix, where $r_{ij} = (\mu_{ij}, v_{ij})$, $i, j = 1, 2, \dots, n$. Then $(\lambda, \delta)R = ((\lambda, \delta)r_{ij})_{n \times n} = (\lambda\mu_{ij}, \delta v_{ij})_{n \times n}$ is called a (λ, δ) -cutting matrix of R , where (λ, δ) is the confidence level, $0 \leq \lambda, \delta \leq 1$, $0 \leq \lambda + \delta \leq 1$, and

$$(\lambda, \delta)r_{ij} = (\lambda\mu_{ij}, \delta v_{ij}) = \begin{cases} (1, 0), & \text{if } \mu_{ij} \geq \lambda, v_{ij} \leq \delta, \\ (0, 1), & \text{if } \mu_{ij} < \lambda, v_{ij} > \delta. \end{cases} \quad (2.130)$$

Theorem 2.16 (Xu et al. 2011) $R = (r_{ij})_{n \times n}$ is an intuitionistic fuzzy similarity matrix if and only if its (λ, δ) -cutting matrix $(\lambda, \delta)R = ((\lambda, \delta)r_{ij})_{n \times n}$ is an intuitionistic fuzzy similarity matrix.

Proof (Necessity) If $R = (r_{ij})_{n \times n}$ is an intuitionistic fuzzy similarity matrix, then

(1) (Reflexivity) Since $r_{ii} = (1, 0)$, $0 \leq \lambda, \delta \leq 1$, $0 \leq \lambda + \delta \leq 1$, then $(\lambda, \delta)r_{ii} = (1, 0)$.

(2) (Symmetry) Since $r_{ij} = r_{ji}$, i.e., $\mu_{ij} = \mu_{ji}$, $v_{ij} = v_{ji}$, from Eq. (2.130), it follows that ${}_{(\lambda, \delta)}r_{ij} = {}_{(\lambda, \delta)}r_{ji}$.

(Sufficiency) If ${}_{(\lambda, \delta)}R = ({}_{(\lambda, \delta)}r_{ij})_{n \times n}$ is an intuitionistic fuzzy similarity matrix, then

(1) (Reflexivity) Since ${}_{(\lambda, \delta)}r_{ii} = (1, 0)$, for any $0 \leq \lambda, \delta \leq 1$, $0 \leq \lambda + \delta \leq 1$, $\mu_{ii} \geq \lambda$, $v_{ii} \leq \delta$, we have $\mu_{ii} = 1$, $v_{ii} = 0$, i.e., $r_{ii} = (1, 0)$.

(2) (Symmetry) If there exists $r_{ij} \neq r_{ji}$, i.e., $\mu_{ij} \neq \mu_{ji}$ or $v_{ij} \neq v_{ji}$, in this case, without loss of generality, suppose that $\mu_{ij} < \mu_{ji}$, and let $\lambda = (\mu_{ij} + \mu_{ji})/2$. Then $\mu_{ij} < \lambda < \mu_{ji}$, $\lambda\mu_{ij} = 0$, $\lambda\mu_{ji} = 1$, and thus, ${}_{(\lambda, \delta)}r_{ij} \neq {}_{(\lambda, \delta)}r_{ji}$, which contradicts the condition that ${}_{(\lambda, \delta)}r_{ij} = {}_{(\lambda, \delta)}r_{ji}$, for any i, j . Therefore, $R = (r_{ij})_{n \times n}$ is symmetrical.

In what follows, we introduce the orthogonal principle of intuitionistic fuzzy cluster analysis:

Let $Y = \{y_1, y_2, \dots, y_n\}$ be a collection of n objects, and $G = \{G_1, G_2, \dots, G_m\}$ the set of attributes related to the considered objects. Assume that the characteristics of the objects $y_i (i = 1, 2, \dots, n)$ with respect to the attributes $G_j (j = 1, 2, \dots, m)$ are represented by the IFSs, shown as follows:

$$y_i = \{ \langle G_j, \mu_{y_i}(G_j), v_{y_i}(G_j) \rangle | G_j \in G \}, i = 1, 2, \dots, n; \quad j = 1, 2, \dots, m \quad (2.131)$$

where $\mu_{y_i}(G_j)$ denotes the degree that the object y_i should satisfy the attribute G_j , $v_{y_i}(G_j)$ indicates the degree that the object y_i should not satisfy the attribute G_j , $\pi_{y_i}(G_j) = 1 - \mu_{y_i}(G_j) - v_{y_i}(G_j)$ indicates the indeterminacy degree of the object y_i to the attribute G_j . By Eqs. (2.125) and (2.131), we construct the intuitionistic fuzzy similarity matrix $R = (r_{ij})_{n \times n}$, where r_{ij} is an IFV, and $r_{ij} = (u_{ij}, v_{ij}) = R(y_i, y_j)$, $i = 1, 2, \dots, n; j = 1, 2, \dots, m$. After that, the (λ, δ) -cutting matrix ${}_{(\lambda, \delta)}R = ({}_{(\lambda, \delta)}r_{ij})_{n \times n}$ can be determined under the confidence level (λ, δ) . If we denote ${}_{(\lambda, \delta)}\vec{r}_j = ({}_{(\lambda, \delta)}r_{1j}, {}_{(\lambda, \delta)}r_{2j}, \dots, {}_{(\lambda, \delta)}r_{nj})^T$ as the vector of the j th column of ${}_{(\lambda, \delta)}R$, then ${}_{(\lambda, \delta)}R = ({}_{(\lambda, \delta)}\vec{r}_1, {}_{(\lambda, \delta)}\vec{r}_2, \dots, {}_{(\lambda, \delta)}\vec{r}_n)$.

The orthogonal principle of intuitionistic fuzzy cluster analysis is to determine the orthogonality of the column vectors of (λ, δ) -cutting matrix ${}_{(\lambda, \delta)}R$. Let ${}_{(\lambda, \delta)}\vec{r}_k, {}_{(\lambda, \delta)}\vec{r}_t$ and ${}_{(\lambda, \delta)}\vec{r}_j$ ($k, t, j = 1, 2, \dots, n$) denote the k th, t th and j th column vectors of ${}_{(\lambda, \delta)}R$ respectively. Then the orthogonal principles for clustering intuitionistic fuzzy information can be classified into the following three categories:

(1) (Direct clustering principle) If

$${}_{(\lambda, \delta)}\vec{r}_k \cdot {}_{(\lambda, \delta)}\vec{r}_j = \begin{cases} (1, 1); \\ (1, 0), \end{cases} \quad (2.132)$$

then ${}_{(\lambda, \delta)}\vec{r}_k$ and ${}_{(\lambda, \delta)}\vec{r}_j$ are non-orthogonal. In this case, y_k and y_j are clustered into one class.

(2) (Indirect clustering principle) If $(\lambda, \delta) \vec{r}_k$ and $(\lambda, \delta) \vec{r}_j$ are non-orthogonal, $(\lambda, \delta) \vec{r}_i$ and $(\lambda, \delta) \vec{r}_j$ are non-orthogonal, then $(\lambda, \delta) \vec{r}_k$ and $(\lambda, \delta) \vec{r}_j$ are non-orthogonal. In this case, y_k and y_j are clustered into one class.

(3) (Heterogeneous principle) If

$$(\lambda, \delta) \vec{r}_k \cdot (\lambda, \delta) \vec{r}_j = \begin{cases} (0, 1); \\ (0, 0), \end{cases} \quad (2.133)$$

then $(\lambda, \delta) \vec{r}_k$ is orthogonal to $(\lambda, \delta) \vec{r}_j$. In this case, y_k and y_j do not belong to one class.

Theorem 2.17 (Xu et al. 2011) (Dynamic clustering theorem) If the objects y_k and y_j are clustered into one class by the orthogonal principle under the confidence level (λ_1, δ_1) , then when $\lambda_2 < \lambda_1, \delta_2 > \delta_1$, y_k and y_j are still clustered into one class under the confidence level (λ_2, δ_2) .

Proof Since the objects y_k and y_j are clustered into one class by the orthogonal principle under the confidence level (λ_1, δ_1) , then two column vectors $(\lambda_1, \delta_1) \vec{r}_k$ and $(\lambda_1, \delta_1) \vec{r}_j$ of (λ_1, δ_1) -cutting matrix $(\lambda, \delta)R$ are non-orthogonal, i.e., the inner product of $(\lambda_1, \delta_1) \vec{r}_k$ and $(\lambda_1, \delta_1) \vec{r}_j$ is equal to $(1, 0)$ or $(1, 1)$. Suppose that in the i th line, there exist $\mu_{ik} > \lambda_1$ and $\mu_{ij} > \lambda_1$. Then $\lambda_1 \mu_{ik} = 1$ and $\lambda_1 \mu_{ij} = 1$, and if $\lambda_2 < \lambda_1, \delta_2 > \delta_1$, $\mu_{ik} > \lambda_2$ and $\mu_{ij} > \lambda_2$, then $\lambda_2 \mu_{ik} = 1$ and $\lambda_2 \mu_{ij} = 1$ under the confidence level (λ_2, δ_2) . Thus, two column vectors $(\lambda_2, \delta_2) \vec{r}_k$ and $(\lambda_2, \delta_2) \vec{r}_j$ are also non-orthogonal, i.e., y_k and y_j are clustered into one class.

Based on the orthogonal principle, Xu et al. (2011) presented an orthogonal algorithm for clustering intuitionistic fuzzy information:

Algorithm 2.6

Step 1 Let $Y = \{y_1, y_2, \dots, y_n\}$ and $G = \{G_1, G_2, \dots, G_m\}$ be defined as in Sect. 2.1, and assume that the characteristics of the objects y_i ($i = 1, 2, \dots, n$) with respect to the attributes G_j ($j = 1, 2, \dots, m$) are represented as in Eq. (2.131).

Step 2 Construct the intuitionistic fuzzy similarity matrix $R = (r_{ij})_{n \times n}$ by using Eqs. (2.125) and (2.131), where r_{ij} is an IFV, and $r_{ij} = (u_{ij}, v_{ij}) = R(y_i, y_j)$, $i = 1, 2, \dots, n; j = 1, 2, \dots, m$.

Step 3 Determine the (λ, δ) -cutting matrix $(\lambda, \delta)R = ((\lambda, \delta)r_{ij})_{n \times n}$ of $R = (r_{ij})_{n \times n}$ by using Eq. (2.130) under the confidence level (λ, δ) .

Step 4 Calculate the inner products of the column vectors of the (λ, δ) -cutting matrix $(\lambda, \delta)R$, and then check whether each pair of the column vectors are orthogonal or not.

Step 5 Cluster the objects y_i ($i = 1, 2, \dots, n$) by the orthogonal principles.

Example 2.5 (Xu et al. 2011) In the supply chain management, supplier strategies are to formulate the different levels of strategies considering the relationships among the suppliers. From the procurement point of view, the supplier classification is to

Table 2.6 The characteristics of the suppliers

	G_1	G_2	G_3	G_4	G_5	G_6
y_1	(0.61,0.32)	(0.24,0.53)	(0.14,0.76)	(0.77,0.18)	(0.36,0.62)	(0.54,0.42)
y_2	(0.18,0.65)	(0.81,0.17)	(0.12,0.84)	(0.62,0.24)	(0.21,0.68)	(0.43,0.37)
y_3	(0.62,0.11)	(0.26,0.62)	(0.33,0.25)	(0.91,0.08)	(0.22,0.75)	(0.12,0.86)
y_4	(0.45,0.35)	(0.62,0.24)	(0.74,0.15)	(0.41,0.52)	(0.18,0.81)	(0.32,0.65)
y_5	(0.13,0.76)	(0.26,0.75)	(0.24,0.68)	(0.81,0.12)	(0.74,0.13)	(0.55,0.36)
y_6	(0.32,0.45)	(0.45,0.25)	(0.73,0.24)	(0.62,0.36)	(0.12,0.82)	(0.22,0.75)
y_7	(0.55,0.35)	(0.24,0.75)	(0.03,0.84)	(0.39,0.61)	(0.49,0.28)	(0.85,0.14)
y_8	(0.65,0.25)	(0.38,0.45)	(0.92,0.06)	(0.24,0.57)	(0.82,0.17)	(0.04,0.92)

divide the suppliers into several groups in the supply markets, which is based on a variety of different factors. It aims at implementing the different supplier strategies according to the different types of suppliers.

A purchasing company wants to classify its eight suppliers y_i ($i = 1, 2, \dots, 8$). The six factors which are considered here in assessing the suppliers are: (1) G_1 : Prices; (2) G_2 : Product quality; (3) G_3 : The degree of market impacting; (4) G_4 : After-sales service; (5) G_5 : Current assets efficiency; and (6) G_6 : Deliveries. Assume that the characteristics of the suppliers y_i ($i = 1, 2, \dots, 8$) with respect to the factors G_j ($j = 1, 2, \dots, 6$) are represented by the IFSs, shown as in Table 2.6 (Xu et al. 2011).

In what follows, we utilize the intuitionistic fuzzy orthogonal clustering algorithm to classify the eight suppliers, which involves the following steps (Xu et al. 2011):

Step 1 By Eqs. (2.125) and (2.131), we first calculate $y_1 \cdot y_2 = (0.62, 0.24)$, $(y_1 \circ y_2)^c = (0.75, 0.14)$, $R(y_1, y_2) = (0.62, 0.24)$, and then calculate the others in a similar way. Consequently, we get the intuitionistic fuzzy similarity matrix:

$$R = \begin{pmatrix} (1,0) & (0.62,0.24) & (0.62,0.26) & (0.45,0.36) & (0.68,0.24) & (0.62,0.36) & (0.55,0.35) & (0.45,0.38) \\ (0.62,0.24) & (1,0) & (0.62,0.24) & (0.62,0.24) & (0.62,0.24) & (0.62,0.25) & (0.43,0.37) & (0.37,0.45) \\ (0.62,0.26) & (0.62,0.24) & (1,0) & (0.45,0.25) & (0.62,0.26) & (0.62,0.25) & (0.55,0.35) & (0.62,0.25) \\ (0.45,0.36) & (0.62,0.24) & (0.45,0.25) & (1,0) & (0.36,0.52) & (0.73,0.24) & (0.45,0.41) & (0.65,0.32) \\ (0.68,0.24) & (0.62,0.24) & (0.62,0.26) & (0.36,0.52) & (1,0) & (0.45,0.36) & (0.55,0.28) & (0.45,0.38) \\ (0.62,0.36) & (0.62,0.25) & (0.62,0.25) & (0.73,0.24) & (0.45,0.36) & (1,0) & (0.39,0.45) & (0.73,0.24) \\ (0.55,0.35) & (0.43,0.37) & (0.55,0.35) & (0.45,0.41) & (0.55,0.28) & (0.39,0.45) & (1,0) & (0.55,0.38) \\ (0.45,0.38) & (0.37,0.45) & (0.62,0.25) & (0.65,0.32) & (0.45,0.38) & (0.73,0.24) & (0.55,0.38) & (1,0) \end{pmatrix}$$

Step 2 Take the different values of the confidence level (λ, δ) from the elements of R , and determine the (λ, δ) -cutting matrix $_{(\lambda,\delta)}R = (_{(\lambda,\delta)}r_{ij})_{8 \times 8}$ of R by using Eq. (2.130) under the different values of the confidence level (λ, δ) .

Then we classify the suppliers y_i ($i = 1, 2, \dots, 8$) by the orthogonal principles. Concretely, we have

(1) If $(\lambda, \delta) = (1, 0)$, then each pair of the column vectors of the $(1, 0)$ -cutting matrix ${}_{(1,0)}R$ are orthogonal. Thus the suppliers y_i ($i = 1, 2, \dots, 8$) are clustered into eight classes: $\{y_1\}, \{y_2\}, \{y_3\}, \{y_4\}, \{y_5\}, \{y_6\}, \{y_7\}, \{y_8\}$.

(2) If $(\lambda, \delta) = (0.73, 0.24)$, then we get the $(0.73, 0.24)$ -cutting matrix:

$${}_{(0.73,0.24)}R = \begin{pmatrix} (1,0) & (0,0) & (0,1) & (0,1) & (0,0) & (0,1) & (0,1) & (0,1) \\ (0,0) & (1,0) & (0,0) & (0,0) & (0,0) & (0,1) & (0,1) & (0,1) \\ (0,1) & (0,0) & (1,0) & (0,1) & (0,1) & (0,1) & (0,1) & (0,1) \\ (0,1) & (0,0) & (0,1) & (1,0) & (0,1) & (1,0) & (0,1) & (0,1) \\ (0,0) & (0,0) & (0,1) & (0,1) & (1,0) & (0,1) & (0,1) & (0,1) \\ (0,1) & (0,1) & (0,1) & (1,0) & (0,1) & (1,0) & (0,1) & (1,0) \\ (0,1) & (0,1) & (0,1) & (0,1) & (0,1) & (0,1) & (1,0) & (0,1) \\ (0,1) & (0,1) & (0,1) & (0,1) & (0,1) & (1,0) & (0,1) & (1,0) \end{pmatrix}$$

Calculating the inner products of all pairs of the column vectors of ${}_{(0.73,0.24)}R$, we know that $\vec{r}_1, \vec{r}_2, \vec{r}_3, \vec{r}_5$ and \vec{r}_7 are orthogonal to each other column of ${}_{(0.65,0.32)}R$; \vec{r}_4, \vec{r}_6 and \vec{r}_8 are non-orthogonal. Then the suppliers y_i ($i = 1, 2, \dots, 8$) are clustered into six classes: $\{y_1\}, \{y_2\}, \{y_3\}, \{y_5\}, \{y_7\}, \{y_4, y_6, y_8\}$.

(3) If $(\lambda, \delta) = (0.68, 0.24)$, then we get the $(0.68, 0.24)$ -cutting matrix:

$${}_{(0.68,0.24)}R = \begin{pmatrix} (1,0) & (0,0) & (0,1) & (0,1) & (1,0) & (0,1) & (0,1) & (0,1) \\ (0,0) & (1,0) & (0,0) & (0,0) & (0,0) & (0,1) & (0,1) & (0,1) \\ (0,1) & (0,0) & (1,0) & (0,1) & (0,1) & (0,1) & (0,1) & (0,1) \\ (0,1) & (0,0) & (0,1) & (1,0) & (0,1) & (1,0) & (0,1) & (0,1) \\ (1,0) & (0,0) & (0,1) & (0,1) & (1,0) & (0,1) & (0,1) & (0,1) \\ (0,1) & (0,0) & (0,1) & (1,0) & (0,1) & (1,0) & (0,1) & (1,0) \\ (0,1) & (0,1) & (0,1) & (0,1) & (0,1) & (0,1) & (1,0) & (0,1) \\ (0,1) & (0,1) & (0,1) & (0,1) & (0,1) & (1,0) & (0,1) & (1,0) \end{pmatrix}$$

Calculating the inner products of all pairs of the column vectors of ${}_{(0.68,0.24)}R$, we can see that \vec{r}_1 is non-orthogonal to both \vec{r}_3 and \vec{r}_5 ; \vec{r}_4 is non-orthogonal to both \vec{r}_6 and \vec{r}_8 ; $\vec{r}_3, \vec{r}_5, \vec{r}_2$ and \vec{r}_7 are orthogonal to each other column of ${}_{(0.68,0.24)}R$. Then the suppliers y_i ($i = 1, 2, \dots, 8$) are clustered into four classes:

$$\{y_1, y_5\}, \{y_2\}, \{y_3\}, \{y_7\}, \{y_4, y_6, y_8\}$$

For the case where $(\lambda, \delta) = (0.65, 0.32)$, we can also get the above clustering result.

(4) If $(\lambda, \delta) = (0.62, 0.36)$, then we get the $(0.62, 0.36)$ -cutting matrix:

$${}_{(0.62,0.36)}R = \begin{pmatrix} (1,0) & (1,0) & (1,1) & (0,1) & (1,0) & (1,1) & (0,1) & (0,1) \\ (1,0) & (1,0) & (1,0) & (1,0) & (1,0) & (1,1) & (0,1) & (0,1) \\ (1,0) & (1,0) & (1,0) & (0,1) & (1,1) & (1,1) & (0,1) & (1,1) \\ (0,1) & (1,0) & (0,1) & (1,0) & (0,1) & (1,0) & (0,1) & (1,1) \\ (1,0) & (1,0) & (1,1) & (0,1) & (1,0) & (0,1) & (0,1) & (0,1) \\ (1,1) & (1,1) & (1,1) & (1,0) & (0,1) & (1,0) & (0,1) & (1,0) \\ (0,1) & (0,1) & (0,0) & (0,1) & (0,1) & (0,1) & (1,0) & (0,1) \\ (0,1) & (0,1) & (1,1) & (1,0) & (0,1) & (1,0) & (0,1) & (1,0) \end{pmatrix}$$

Since \vec{r}_1 is non-orthogonal to $\vec{r}_2, \vec{r}_3, \vec{r}_4, \vec{r}_5, \vec{r}_6, \vec{r}_8$, and \vec{r}_1 is orthogonal to \vec{r}_7 , then the suppliers y_i ($i = 1, 2, \dots, 8$) are clustered into two classes: $\{y_1, y_2, y_3, y_4, y_5, y_6, y_8\}, \{y_7\}$.

For the cases where $(\lambda, \delta) = (0.62, 0.26), (0.62, 0.24)$, we can get the same clustering result as above.

(5) If $(\lambda, \delta) = (0.55, 0.38)$, then we get the $(0.55, 0.38)$ -cutting matrix:

$${}_{(0.55,0.38)}R = \begin{pmatrix} (1,0) & (1,0) & (1,0) & (0,0) & (1,0) & (1,0) & (1,0) & (0,0) \\ (1,0) & (1,0) & (1,0) & (1,0) & (1,0) & (1,0) & (0,0) & (0,1) \\ (1,0) & (1,0) & (1,0) & (0,0) & (1,0) & (1,0) & (1,0) & (1,0) \\ (0,0) & (1,0) & (0,0) & (1,0) & (0,1) & (1,0) & (0,1) & (1,0) \\ (1,0) & (1,0) & (1,0) & (0,1) & (1,0) & (0,0) & (1,0) & (0,0) \\ (1,0) & (1,0) & (1,0) & (1,0) & (0,0) & (1,0) & (0,1) & (1,0) \\ (1,0) & (0,0) & (1,0) & (0,1) & (1,0) & (0,1) & (1,0) & (1,0) \\ (0,0) & (0,1) & (1,0) & (1,0) & (0,0) & (1,0) & (1,0) & (1,0) \end{pmatrix}$$

Since the inner products of all pairs of the column vectors of ${}_{(0.55,0.38)}R$ are $(1, 0)$, i.e., all pairs of the column vectors of ${}_{(0.55,0.38)}R$ are non-orthogonal, the suppliers y_i ($i = 1, 2, \dots, 8$) are clustered into one class: $\{y_1, y_2, y_3, y_4, y_5, y_6, y_7, y_8\}$.

In the other cases where $(\lambda, \delta) = (0.55, 0.35), (0.55, 0.28), (0.45, 0.41), (0.45, 0.38), (0.45, 0.36), (0.43, 0.37), (0.39, 0.45), (0.37, 0.45)$ or $(0.36, 0.52)$ or $(0.36, 0.52)$, all the suppliers y_i ($i = 1, 2, \dots, 8$) are also clustered into one class.

If we use the transitive closure clustering algorithm (Algorithm 2.1) to classify the suppliers, then we first derive the intuitionistic fuzzy equivalence matrix R^* after the finite times of compositions of R :

$$R^* = \begin{pmatrix} (1,0) & (0.62,0.24) & (0.62,0.24) & (0.62,0.24) & (0.68,0.24) & (0.62,0.24) & (0.55,0.28) & (0.62,0.24) \\ & (1,0) & (0.62,0.24) & (0.62,0.24) & (0.62,0.24) & (0.62,0.24) & (0.55,0.28) & (0.62,0.24) \\ & & (1,0) & (0.62,0.24) & (0.62,0.24) & (0.62,0.24) & (0.55,0.28) & (0.62,0.24) \\ & & & (1,0) & (0.62,0.24) & (0.73,0.24) & (0.55,0.28) & (0.73,0.24) \\ & & & & (1,0) & (0.62,0.24) & (0.55,0.28) & (0.62,0.24) \\ & & & & & (1,0) & (0.55,0.28) & (0.73,0.24) \\ & & & & & & (1,0) & (0.55,0.28) \\ & & & & & & & (1,0) \end{pmatrix}$$

and then take the different values of the confidence level λ from the elements of R^* , by which we classify the suppliers y_i ($i = 1, 2, \dots, 8$). Concretely, we have

(1) If $0.73 < \lambda \leq 1$, then the suppliers y_i ($i = 1, 2, \dots, 8$) are clustered into eight classes:

$$\{y_1\}, \{y_2\}, \{y_3\}, \{y_4\}, \{y_5\}, \{y_6\}, \{y_7\}, \{y_8\}$$

(2) If $0.68 < \lambda \leq 0.73$, then the suppliers y_i ($i = 1, 2, \dots, 8$) are clustered into six classes:

$$\{y_1\}, \{y_2\}, \{y_3\}, \{y_5\}, \{y_7\}, \{y_4, y_6, y_8\}$$

(3) If $0.62 < \lambda \leq 0.68$, then the suppliers y_i ($i = 1, 2, \dots, 8$) are clustered into four classes:

$$\{y_1, y_5\}, \{y_2\}, \{y_3\}, \{y_7\}, \{y_4, y_6, y_8\}$$

(4) If $0.55 < \lambda \leq 0.62$, then the suppliers y_i ($i = 1, 2, \dots, 8$) are clustered into two classes:

$$\{y_1, y_2, y_3, y_4, y_5, y_6, y_8\}, \{y_7\}$$

(5) If $0 \leq \lambda \leq 0.55$, then the suppliers y_i ($i = 1, 2, \dots, 8$) are of the same class:

$$\{y_1, y_2, y_3, y_4, y_5, y_6, y_7, y_8\}$$

From the above numerical analysis, we can see that the intuitionistic fuzzy orthogonal clustering algorithm and the transitive closure clustering algorithm derive the same clustering results under the different confidence levels. Since the intuitionistic fuzzy similarity matrix generally does not have the transitivity property, and thus, the transitive closure clustering algorithm needs to derive the intuitionistic fuzzy equivalence matrix after the finite times of compositions of the intuitionistic fuzzy similarity matrix, and then get the λ -cutting matrix under the confidence level λ , by which the considered objects are clustered. However, the composition process of the transitive closure clustering algorithm is somewhat cumbersome, and is not easy to calculate; while the intuitionistic fuzzy orthogonal clustering algorithm only needs to derive the (λ, δ) -cutting matrix of the intuitionistic fuzzy similarity matrix according to the confidence level (λ, δ) , and then directly clusters the considered objects by judging the orthogonality of the column vectors of the cutting matrix. The intuitionistic fuzzy orthogonal clustering algorithm does not need to take time to derive the intuitionistic fuzzy equivalence matrix, and is very easy to be implemented on a computer, and thus, it is more straightforward and convenient than the transitive closure clustering algorithm in practical applications.

2.5 Intuitionistic Fuzzy C-Means Clustering Algorithms

The algorithms presented previously are straightforward, but cannot provide the information about membership degrees of the objects to each cluster. To overcome this drawback, Xu and Wu (2010) developed an intuitionistic fuzzy C-means algorithm to cluster IFSs, which is based on the well-known fuzzy C-means clustering method (Bezdek 1981) and the basic distance measures between IFSs. Then, they extended the algorithm for clustering IVIFSs.

Here, we first introduce the intuitionistic fuzzy C-means (IFCM) algorithm for IFSs. We take the normalized Euclidean distance between the IFSs Z_i and Z_j :

$$d_{NE}(Z_i, Z_j) = \sqrt{\frac{1}{2n} \sum_{j=1}^n ((\mu_{Z_i}(x_j) - \mu_{Z_j}(x_j))^2 + (v_{Z_i}(x_j) - v_{Z_j}(x_j))^2 + (\pi_{Z_i}(x_j) - \pi_{Z_j}(x_j))^2)} \quad (2.134)$$

as the proximity function of the IFCM algorithm. Then the objective function of the IFCM algorithm can be formulated as follows:

$$\min J_m(U, V) = \sum_{j=1}^p \sum_{i=1}^c u_{ij}^m d_{NE}^2(A_j, V_i) \quad (2.135)$$

Subject to

$$\begin{aligned} \sum_{i=1}^c u_{ij} &= 1, 1 \leq j \leq p \\ u_{ij} &\geq 0, 1 \leq i \leq c, 1 \leq j \leq p \\ \sum_{j=1}^p u_{ij} &> 0, 1 \leq i \leq c \end{aligned}$$

where $\bar{A} = \{A_1, A_2, \dots, A_p\}$ are p IFSs each with n elements, c is the number of clusters ($1 \leq c \leq p$), and $V = \{V_1, V_2, \dots, V_c\}$ are the prototypical IFSs, i.e., the centroids, of the clusters. The parameter m is the fuzzy factor ($m > 1$), u_{ij} is the membership degree of the j th sample A_j to the i th cluster, $U = (u_{ij})_{c \times p}$ is a matrix of $c \times p$.

To solve the optimization problem in Eq. (2.135), we employ the Lagrange multiplier method (Ito and Kunisch 2008). Let

$$L = \sum_{j=1}^p \sum_{i=1}^c u_{ij}^m d_{NE}^2(A_j, V_i) - \sum_{j=1}^p \varsigma_j \left(\sum_{i=1}^c u_{ij} - 1 \right) \quad (2.136)$$

where

$$\begin{aligned}
 & d_{NE}^2(A_j, V_i) \\
 &= \frac{1}{2n} \sum_{l=1}^n ((\mu_{A_j}(x_l) - \mu_{V_i}(x_l))^2 + (v_{A_j}(x_l) - v_{V_i}(x_l))^2 + (\pi_{A_j}(x_l) - \pi_{V_i}(x_l))^2)
 \end{aligned} \tag{2.137}$$

Furthermore, let

$$\begin{cases} \frac{\partial L}{\partial u_{ij}} = 0, 1 \leq i \leq c, 1 \leq j \leq p \\ \frac{\partial L}{\partial \varsigma_j} = 0, 1 \leq j \leq p \end{cases}$$

we have

$$u_{ij} = \frac{1}{\sum_{r=1}^c \left(\frac{d_{NE}(A_j, V_i)}{d_{NE}(A_j, V_r)} \right)^{\frac{2}{m-1}}}, 1 \leq i \leq c, 1 \leq j \leq p \tag{2.138}$$

Next we compute V , the prototypical IFSs. Let

$$\frac{\partial L}{\partial \mu_{V_i}(x_l)} = \frac{\partial L}{\partial v_{V_i}(x_l)} = \frac{\partial L}{\partial \pi_{V_i}(x_l)} = 0, 1 \leq i \leq c, 1 \leq l \leq n$$

We get

$$\mu_{V_i}(x_l) = \frac{\sum_{j=1}^p u_{ij}^m \mu_{A_j}(x_l)}{\sum_{j=1}^p u_{ij}^m}, 1 \leq i \leq c, 1 \leq l \leq n \tag{2.139}$$

$$v_{V_i}(x_l) = \frac{\sum_{j=1}^p u_{ij}^m v_{A_j}(x_l)}{\sum_{j=1}^p u_{ij}^m}, 1 \leq i \leq c, 1 \leq l \leq n \tag{2.140}$$

$$\pi_{V_i}(x_l) = \frac{\sum_{j=1}^p u_{ij}^m \pi_{A_j}(x_l)}{\sum_{j=1}^p u_{ij}^m}, 1 \leq i \leq c, 1 \leq l \leq n \tag{2.141}$$

For simplicity, we define a weighted average operator for IFSs as follows: Let $w = (w_1, w_2, \dots, w_p)^T$ be a set of weights for the IFSs A_j ($j = 1, 2, \dots, p$), respectively, with $w_j \in [0, 1], j = 1, 2, \dots, p$, and $\sum_{j=1}^p w_j = 1$. Then the weighted average operator f is defined as:

$$f(A, w) = \left\{ \langle x_l, \sum_{j=1}^p w_j \mu_{A_j}(x_l), \sum_{j=1}^p w_j v_{A_j}(x_l) \rangle \mid 1 \leq l \leq n \right\} \tag{2.142}$$

According to Eqs. (2.139)–(2.142), if we let

$$w^{(i)} = \left\{ \frac{u_{i1}}{\sum_{j=1}^p u_{ij}}, \frac{u_{i2}}{\sum_{j=1}^p u_{ij}}, \dots, \frac{u_{ip}}{\sum_{j=1}^p u_{ij}} \right\}, 1 \leq i \leq c \quad (2.143)$$

then the prototypical IFSs $V = \{V_1, V_2, \dots, V_c\}$ of the IFCM algorithm can be computed as:

$$V_i = f(\bar{A}, w^{(i)}) \\ = \left\{ \left\langle x_s, \sum_{j=1}^p w_j^{(i)} \mu_{A_j}(x_s), \sum_{j=1}^p w_j^{(i)} \nu_{A_j}(x_s) \right\rangle \mid 1 \leq s \leq n \right\}, 1 \leq i \leq c \quad (2.144)$$

Since Eqs. (2.138) and (2.144) are computationally interdependent, we exploit an iterative procedure similar to the fuzzy C-means to solve these equations. The steps are as follows:

Algorithm 2.7 (IFCM algorithm)

Step 1 Initialize the seed $V(0)$, let $k = 0$, and set $\varepsilon > 0$.

Step 2 Calculate $U(k) = (u_{ij}(k))_{c \times p}$, where

(1) If for all j, r , $d_1(A_j, V_r(k)) > 0$, then

$$u_{ij}(k) = \frac{1}{\sum_{r=1}^c \left(\frac{d_{NE}(A_j, V_i(k))}{d_{NE}(A_j, V_r(k))} \right)^{\frac{2}{m-1}}}, 1 \leq i \leq c, 1 \leq j \leq p \quad (2.145)$$

(2) If there exist j and r such that $d_{NE}(A_j, V_r(k)) = 0$, then let $u_{rj}(k) = 1$ and $u_{ij}(k) = 0$, for all $i \neq r$.

Step 3 Calculate $V(k+1) = \{V_1(k+1), V_2(k+1), \dots, V_c(k+1)\}$, where

$$V_i(k+1) = f(A, w^{(i)}(k+1)), 1 \leq i \leq c \quad (2.146)$$

where

$$w^{(i)}(k+1) = \left\{ \frac{u_{i1}(k)}{\sum_{j=1}^p u_{ij}(k)}, \frac{u_{i2}(k)}{\sum_{j=1}^p u_{ij}(k)}, \dots, \frac{u_{ip}(k)}{\sum_{j=1}^p u_{ij}(k)} \right\}, 1 \leq i \leq c \quad (2.147)$$

Step 4 If $\sum_{i=1}^c \frac{d_1(V_i(k), V_i(k+1))}{c} < \varepsilon$, then end the algorithm; otherwise, let $k := k+1$, and return to Step 2.

For cases where the collected data are expressed as IVIFSs, Xu and Wu (2010) extended Algorithm 2.7 to the interval-valued intuitionistic fuzzy C-means (IIFCM) algorithm. We take the basic distance measure (2.134) as the proximity function of

the IIFCM algorithm, then the objective function of the IIFCM algorithm can be formulated as follows:

$$\min J_m(U, \tilde{V}) = \sum_{j=1}^p \sum_{i=1}^c u_{ij}^m d_{NE}^2(\tilde{A}_j, \tilde{V}_i) \quad (2.148)$$

Subject to

$$\begin{aligned} \sum_{i=1}^c u_{ij} &= 1, 1 \leq j \leq p \\ u_{ij} &\geq 0, 1 \leq i \leq c, 1 \leq j \leq p \\ \sum_{j=1}^p u_{ij} &> 0, 1 \leq i \leq c \end{aligned}$$

where \tilde{A}_j ($j = 1, 2, \dots, p$) are p IVIFSs each with n elements, c is the number of clusters ($1 < c < p$), and \tilde{V}_i ($i = 1, 2, \dots, c$) are the prototypical IVIFSs of the clusters. The parameter m is the fuzzy factor ($m > 1$), u_{ij} is the membership degree of the j th sample \tilde{A}_j to the i th cluster, $U = (u_{ij})_{c \times p}$ is a matrix of $c \times p$.

To solve the optimization problem in Eq. (2.148), we also employ the Lagrange multiplier method. Let

$$L = \sum_{j=1}^p \sum_{i=1}^c u_{ij}^m d_{wE}^2(\tilde{A}_j, \tilde{V}_i) - \sum_{j=1}^p \varsigma_j \left(\sum_{i=1}^c u_{ij} - 1 \right) \quad (2.149)$$

where

$$\begin{aligned} & d_{wE}^2(\tilde{A}_j, \tilde{V}_i) \\ &= \frac{1}{4} \sum_{l=1}^n w_l \left(((\mu_{\tilde{A}_j}^-(x_l)) - \mu_{\tilde{V}_i}^-(x_l))^2 + (\mu_{\tilde{A}_j}^+(x_l) - \mu_{\tilde{V}_i}^+(x_l))^2 + (v_{\tilde{A}_j}^-(x_l) - v_{\tilde{V}_i}^-(x_l))^2 \right. \\ & \quad \left. + (v_{\tilde{A}_j}^+(x_l) - v_{\tilde{V}_i}^+(x_l))^2 + (\pi_{\tilde{A}_j}^-(x_l) - \pi_{\tilde{V}_i}^-(x_l))^2 + (\pi_{\tilde{A}_j}^+(x_l) - \pi_{\tilde{V}_i}^+(x_l))^2 \right) \end{aligned} \quad (2.150)$$

Similar to Algorithm 2.7, we can establish the system of partial differential functions of L as follows:

$$\left\{ \begin{array}{l} \frac{\partial L}{\partial u_{ij}} = 0, 1 \leq i \leq c, 1 \leq j \leq p \\ \frac{\partial L}{\partial \lambda_j} = 0, 1 \leq j \leq p \\ \frac{\partial L}{\partial \mu_{\tilde{V}_i}^-(x_l)} = \frac{\partial L}{\partial v_{\tilde{V}_i}^-(x_l)} = \frac{\partial L}{\partial \pi_{\tilde{V}_i}^-(x_l)} = 0, 1 \leq i \leq c, 1 \leq l \leq n \\ \frac{\partial L}{\partial \mu_{\tilde{V}_i}^+(x_l)} = \frac{\partial L}{\partial v_{\tilde{V}_i}^+(x_l)} = \frac{\partial L}{\partial \pi_{\tilde{V}_i}^+(x_l)} = 0, 1 \leq i \leq c, 1 \leq l \leq n \end{array} \right.$$

The solution for the above equation system is:

$$u_{ij} = \frac{1}{\sum_{r=1}^c \left(\frac{d_{wE}(\tilde{A}_j, \tilde{V}_i)}{d_{wE}(\tilde{A}_j, \tilde{V}_r)} \right)^{\frac{2}{m-1}}} \quad (2.151)$$

$$\tilde{V}_i = \tilde{f}(\tilde{A}, w^{(i)}) = \left\{ \left\langle x_k, \left[\sum_{j=1}^p w_j^{(i)} \mu_{\tilde{A}_j}^-(x_l), \sum_{j=1}^p w_j^{(i)} \mu_{\tilde{A}_j}^+(x_l) \right], \right. \right. \\ \left. \left. \left[\sum_{j=1}^p w_j^{(i)} v_{\tilde{A}_j}^-(x_l), \sum_{j=1}^p w_j^{(i)} v_{\tilde{A}_j}^+(x_l) \right] \right\rangle \middle| 1 \leq l \leq n \right\}, 1 \leq i \leq c \quad (2.152)$$

where

$$w^{(i)} = \left\{ \frac{u_{i1}}{\sum_{j=1}^p u_{ij}}, \frac{u_{i2}}{\sum_{j=1}^p u_{ij}}, \dots, \frac{u_{ip}}{\sum_{j=1}^p u_{ij}} \right\}, 1 \leq i \leq c \quad (2.153)$$

Because Eqs.(2.152) and (2.153) are computationally interdependent, we also exploit an iteration procedure as follows:

Algorithm 2.8 (IIFCM algorithm)

Step 1 Initialize the seed $\tilde{V}(0)$, let $k = 0$, and set $\varepsilon > 0$.

Step 2 Calculate $U(k) = (u_{ij}(k))_{c \times p}$, where

(1) If for all j, r , $d_{wE}(\tilde{A}_j, \tilde{V}_r(k)) > 0$, then

$$u_{ij}(k) = \frac{1}{\sum_{r=1}^c \left(\frac{d_{wE}(\tilde{A}_j, \tilde{V}_i(k))}{d_{wE}(\tilde{A}_j, \tilde{V}_r(k))} \right)^{\frac{2}{m-1}}}, 1 \leq i \leq c, 1 \leq j \leq p \quad (2.154)$$

(2) If there exist j and r such that $d_{wE}(\tilde{A}_j, \tilde{V}_r(k)) = 0$, then let $u_{rj}(k) = 1$ and $u_{ij}(k) = 0$ for $i \neq r$.

Step 3 Calculate $\tilde{V}(k+1) = \{\tilde{V}_1(k+1), \tilde{V}_2(k+1), \dots, \tilde{V}_c(k+1)\}$, where

$$\tilde{V}_i(k+1) = \tilde{f}(\tilde{A}, w^{(i)}(k+1)), 1 \leq i \leq c \quad (2.155)$$

$$w^{(i)}(k+1) = \left\{ \frac{u_{i1}(k)}{\sum_{j=1}^p u_{ij}(k)}, \frac{u_{i2}(k)}{\sum_{j=1}^p u_{ij}(k)}, \dots, \frac{u_{ip}(k)}{\sum_{j=1}^p u_{ij}(k)} \right\}, 1 \leq i \leq c \quad (2.156)$$

Step 4 If $\sum_{i=1}^c \frac{d_{wE}(\tilde{V}_i(k), \tilde{V}_i(k+1))}{c} < \varepsilon$, then end the algorithm; otherwise, let $k := k+1$, and return to Step 2.

Example 2.6 (Xu and Wu 2010) We conduct experiments on both the real-world and simulated data sets (Xu et al. 2008) in order to demonstrate the effectiveness of Algorithm 2.7 for IFSs.

Below we first introduce the experimental tool, the experimental data sets, and the cluster validity measures, respectively:

(1) Experimental tool. In the experiments, we use Algorithm 2.7 implemented by ourselves in C language. The parameters that can be set in Algorithm 2.7 are shown in Table 2.7 (Xu and Wu 2010).

Note that if we let $\pi(x) = 0$ for any $x \in X$, then Algorithm 2.7 reduces to the traditional fuzzy C-means (FCM) algorithm. Therefore, we can use the IFCM tool to compare the performance of both Algorithm 2.7 and the FCM algorithm.

(2) Experimental data sets. We use two kinds of data in our experiments. The car data set contains the information of ten new cars to be classified in the Guangzhou car market in Guangdong, China. We also use the simulated data set for the purpose of comparison. All these data are shown as in Example 2.2 (Table 2.2).

(3) Cluster validity measure. One of the unavoidable problems for Algorithm 2.7 is the setting of the parameter c , i.e., the number of the clusters. To meet this challenge, here we use two relative measures for fuzzy cluster validity given by Nasibov and Ulutagay (2007): Partition Coefficient (PC) and Classification Entropy (CE). The descriptions of these two measures are shown in Table 2.8 (Xu and Wu 2010).

Now we utilize Algorithm 2.7 to cluster the ten new cars y_i ($i = 1, 2, \dots, 10$), which involves the following steps (Xu and Wu 2010):

Step 1 Let $c = 3$ and $\varepsilon = 0.005$. Randomly select the initial centroid $V(0)$ from the data set, say for instance,

$$V(0) = \begin{bmatrix} y_9 \\ y_{10} \\ y_8 \end{bmatrix}$$

Table 2.7 IFCM parameters

Parameters	Explanation
f	The input file name
c	The number of clusters, the default value is 3
m	The fuzzy factor, the default value is 2
w	The type of the sample weights, 0-equal (default), 1-user specified
s	The type of the initial centroids, 0-random (default), 1-user specified
i	The maximal number of iterations until convergence, the default value is 100
t	The threshold for stopping the iterations, the default value is 0.001

Table 2.8 Descriptions of two cluster validity criteria

Validity criteria	Functional description	Optimal cluster number
Partition coefficient	$V_{PC} = \frac{1}{p} \sum_{i=1}^c \sum_{j=1}^p u_{ij}^2$	$\arg \max_c (V_{PC}, U, c)$
Classification entropy	$V_{CE} = -\frac{1}{p} \sum_{i=1}^c \sum_{j=1}^p u_{ij} \log u_{ij}$	$\arg \min_c (V_{CE}, U, c)$

where p is the number of samples in the data set, and c is the number of clusters

Step 2 Calculate the membership degrees and the centroids iteratively. First, according to Eq. (2.154), we have

$$U(0) = \begin{bmatrix} 0.401 & 0.317 & 0.281 \\ 0.215 & 0.252 & 0.533 \\ 0.289 & 0.231 & 0.480 \\ 0.896 & 0.054 & 0.051 \\ 0.166 & 0.631 & 0.203 \\ 0.319 & 0.390 & 0.291 \\ 0.179 & 0.213 & 0.607 \\ 0.000 & 0.000 & 1.000 \\ 1.000 & 0.000 & 0.000 \\ 0.000 & 1.000 & 0.000 \end{bmatrix}$$

Step 3 According to Eq. (2.155), update the centroids as follows:

$$V(1) = \begin{bmatrix} \langle 0.365, 0.382 \rangle & \langle 0.838, 0.084 \rangle & \langle 0.782, 0.153 \rangle \\ \langle 0.762, 0.151 \rangle & \langle 0.677, 0.136 \rangle & \langle 0.586, 0.258 \rangle \\ \langle 0.678, 0.211 \rangle & \langle 0.574, 0.206 \rangle & \langle 0.666, 0.165 \rangle \\ \langle 0.625, 0.182 \rangle & \langle 0.207, 0.700 \rangle & \langle 0.190, 0.737 \rangle \\ \langle 0.488, 0.203 \rangle & \langle 0.707, 0.221 \rangle & \langle 0.509, 0.457 \rangle \\ \langle 0.361, 0.516 \rangle & \langle 0.369, 0.561 \rangle & \langle 0.667, 0.130 \rangle \end{bmatrix}$$

Step 4 Check whether we should stop the iterations:

$$\sum_{i=1}^3 d_{wE}(V_i(0), V_i(1))/3 = 0.088 > 0.005$$

Since this value is not small enough, we continue the iterations as follows:

K = 1:

$$U(1) = \begin{bmatrix} 0.399 & 0.326 & 0.275 \\ 0.138 & 0.169 & 0.693 \\ 0.202 & 0.176 & 0.622 \\ 0.919 & 0.042 & 0.039 \\ 0.128 & 0.724 & 0.148 \\ 0.309 & 0.410 & 0.280 \\ 0.101 & 0.127 & 0.772 \\ 0.071 & 0.164 & 0.766 \\ 0.899 & 0.054 & 0.048 \\ 0.057 & 0.840 & 0.102 \end{bmatrix}$$

$$V(2) = \begin{bmatrix} \langle 0.356, 0.387 \rangle & \langle 0.841, 0.086 \rangle & \langle 0.776, 0.157 \rangle \\ \langle 0.753, 0.150 \rangle & \langle 0.661, 0.172 \rangle & \langle 0.585, 0.236 \rangle \\ \langle 0.587, 0.258 \rangle & \langle 0.530, 0.187 \rangle & \langle 0.668, 0.179 \rangle \\ \langle 0.647, 0.160 \rangle & \langle 0.198, 0.705 \rangle & \langle 0.181, 0.757 \rangle \\ \langle 0.494, 0.176 \rangle & \langle 0.710, 0.225 \rangle & \langle 0.479, 0.490 \rangle \\ \langle 0.321, 0.553 \rangle & \langle 0.344, 0.601 \rangle & \langle 0.630, 0.158 \rangle \end{bmatrix}$$

$$\sum_{i=1}^3 \frac{d_{wE}(V_i(1), V_i(2))}{3} = 0.024 > 0.005$$

K = 2:

$$U(2) = \begin{bmatrix} 0.388 & 0.335 & 0.277 \\ 0.086 & 0.105 & 0.809 \\ 0.140 & 0.127 & 0.733 \\ 0.932 & 0.035 & 0.034 \\ 0.104 & 0.785 & 0.111 \\ 0.298 & 0.422 & 0.280 \\ 0.064 & 0.082 & 0.854 \\ 0.110 & 0.245 & 0.645 \\ 0.894 & 0.056 & 0.050 \\ 0.074 & 0.813 & 0.113 \end{bmatrix}$$

$$V(3) = \begin{bmatrix} \langle 0.355, 0.389 \rangle & \langle 0.852, 0.080 \rangle & \langle 0.780, 0.154 \rangle \\ \langle 0.759, 0.146 \rangle & \langle 0.661, 0.184 \rangle & \langle 0.587, 0.224 \rangle \\ \langle 0.542, 0.276 \rangle & \langle 0.513, 0.176 \rangle & \langle 0.670, 0.183 \rangle \\ \langle 0.655, 0.152 \rangle & \langle 0.193, 0.709 \rangle & \langle 0.176, 0.766 \rangle \\ \langle 0.496, 0.165 \rangle & \langle 0.715, 0.224 \rangle & \langle 0.473, 0.498 \rangle \\ \langle 0.299, 0.574 \rangle & \langle 0.331, 0.620 \rangle & \langle 0.614, 0.170 \rangle \end{bmatrix}$$

$$\sum_{i=1}^3 \frac{d_{wE}(V_i(2), V_i(3))}{3} = 0.011 > 0.005$$

K = 3:

$$U(3) = \begin{bmatrix} 0.383 & 0.337 & 0.280 \\ 0.0645 & 0.079 & 0.856 \\ 0.114 & 0.105 & 0.782 \\ 0.939 & 0.030 & 0.030 \\ 0.094 & 0.811 & 0.095 \\ 0.295 & 0.423 & 0.282 \\ 0.058 & 0.073 & 0.869 \\ 0.127 & 0.283 & 0.590 \\ 0.901 & 0.052 & 0.047 \\ 0.077 & 0.813 & 0.110 \end{bmatrix}$$

$$V(4) = \begin{bmatrix} \langle 0.356, 0.389 \rangle & \langle 0.856, 0.077 \rangle & \langle 0.783, 0.152 \rangle \\ \langle 0.763, 0.144 \rangle & \langle 0.662, 0.186 \rangle & \langle 0.590, 0.218 \rangle \\ \langle 0.524, 0.280 \rangle & \langle 0.509, 0.172 \rangle & \langle 0.671, 0.184 \rangle \\ \langle 0.657, 0.150 \rangle & \langle 0.190, 0.711 \rangle & \langle 0.174, 0.769 \rangle \\ \langle 0.494, 0.164 \rangle & \langle 0.716, 0.223 \rangle & \langle 0.474, 0.497 \rangle \\ \langle 0.291, 0.581 \rangle & \langle 0.326, 0.626 \rangle & \langle 0.609, 0.175 \rangle \end{bmatrix}$$

$$\sum_{i=1}^3 \frac{d_{wE}(V_i(3), V_i(4))}{3} = 0.004 < 0.005$$

So we stop the iterations, and finally have

Table 2.9 The clustering result of the car data set by IFCM

Instance	Cluster ID
y4, y9	1
y5, y10	2
y2, y3, y7	3
y1, y6, y8	No significant membership of any cluster

K = 4:

$$U(4) = \begin{bmatrix} 0.381 & 0.336 & 0.283 \\ 0.085 & 0.071 & 0.871 \\ 0.105 & 0.097 & 0.798 \\ 0.942 & 0.029 & 0.029 \\ 0.090 & 0.819 & 0.090 \\ 0.294 & 0.422 & 0.284 \\ 0.059 & 0.075 & 0.867 \\ 0.132 & 0.298 & 0.569 \\ 0.905 & 0.050 & 0.045 \\ 0.077 & 0.817 & 0.106 \end{bmatrix}$$

According to $U(4)$, we get the cluster validation measures V_{PC} and V_{CE} :

$$V_{PC} = \frac{1}{3} \sum_{i=1}^3 \sum_{j=1}^{10} u_{ij}^2 = 0.638, \quad V_{CE} = -\frac{1}{10} \sum_{i=1}^3 \sum_{j=1}^{10} u_{ij} \log u_{ij} = 0.947$$

If we further assume that $u_{ij} \geq 0.75 \Rightarrow A_j \in C_i$ ($1 \leq j \leq 10$, $1 \leq i \leq 3$), where C_i denotes Cluster i , then we have the clusters as follows (see Table 2.9) (Xu and Wu 2010).

Next, we pay special attention to the convergence of Algorithm 2.7 on the car data set. Figure 2.3 (Xu and Wu 2010) shows the movements of the objective function values $J_m(U, V)$ along the iterations:

As can be seen in Fig. 2.3, Algorithm 2.7 indeed can decrease the objective function value continuously by iterating the two phases—updating the membership degrees in Eq. (2.154) and updating the prototypical IFSs in Eq. (2.156).

If we utilize Algorithm 2.2 to cluster this car data set, the results are shown in Table 2.10 (Xu and Wu 2010).

By comparing the above result by Algorithm 2.2 with the result by Algorithm 2.7, we know that Algorithm 2.2 can only produce “crisp” clusters. That is, each instance of the car data set can only be assigned to one cluster if Algorithm-IFSC is used. For Algorithm 2.7, however, things are different. By using the membership degree matrix U , Algorithm 2.7 can produce “overlapped” clusters in which the instances have different membership degrees. This is noteworthy, since in many real-world applications, it makes sense that one instance shares some common grounds of

Table 2.10 The clustering results of the car data set by Algorithm-IFSC in different λ levels

λ level	Clustering results
$0 \leq \lambda \leq 0.709$	$\{y_1, y_2, y_3, y_4, y_5, y_6, y_7, y_8, y_9, y_{10}\}$
$0.709 < \lambda \leq 0.771$	$\{y_1, y_6\}, \{y_2, y_3, y_4, y_5, y_7, y_8, y_9, y_{10}\}$
$0.771 < \lambda \leq 0.811$	$\{y_1, y_6\}, \{y_2\}, \{y_3, y_5, y_7, y_{10}\}, \{y_8\}, \{y_4, y_9\}$
$0.811 < \lambda \leq 0.861$	$\{y_1, y_6\}, \{y_2\}, \{y_3, y_7\}, \{y_8\}, \{y_4, y_9\}, \{y_5, y_{10}\}$
$0.861 < \lambda \leq 0.889$	$\{y_1, y_6\}, \{y_2\}, \{y_3, y_7\}, \{y_4, y_9\}, \{y_5\}, \{y_8\}, \{y_{10}\}$
$0.889 < \lambda \leq 0.913$	$\{y_1, y_6\}, \{y_2, y_3, y_7\}, \{y_4, y_9\}, \{y_5\}, \{y_8\}, \{y_{10}\}$
$0.913 < \lambda \leq 0.919$	$\{y_1, y_6\}, \{y_2\}, \{y_3, y_7\}, \{y_4, y_9\}, \{y_5\}, \{y_8\}, \{y_{10}\}$
$0.919 < \lambda \leq 0.937$	$\{y_1\}, \{y_2\}, \{y_5\}, \{y_6\}, \{y_3, y_7\}, \{y_4, y_9\}, \{y_8\}, \{y_{10}\}$
$0.937 < \lambda \leq 0.968$	$\{y_1\}, \{y_2\}, \{y_3\}, \{y_5\}, \{y_6\}, \{y_7\}, \{y_8\}, \{y_4, y_9\}, \{y_{10}\}$
$0.968 < \lambda \leq 1$	$\{y_1\}, \{y_2\}, \{y_3\}, \{y_4\}, \{y_5\}, \{y_6\}, \{y_7\}, \{y_8\}, \{y_9\}, \{y_{10}\}$

Note: (1) λ is used to cut the association matrix of Algorithm 2.2 to produce the clusters

several clusters. For instance, a VOLVO car is often famous for its safety equipment. On the other hand, it is also a luxury car with a relatively high price. So a VOLVO car can naturally be grouped into the safe car cluster and the luxury car cluster simultaneously. Viewing from this angle, Algorithm 2.7 indeed can generate more valuable information than Algorithm 2.2.

Furthermore, compared with Algorithm 2.2, Algorithm 2.7 has lower computational complexity. Roughly speaking, the storage required by Algorithm 2.7 is $O(p(n+c)+cn)$, where p is the number of samples in the data, n is the number of IFs in a sample, and c is the number of clusters. The time requirement for Algorithm 2.7 is $O(\hat{I}cpn)$, where \hat{I} is the maximum number of iterations preset for the optimal value searching process. Since in most cases n and c are much smaller than p , we can view Algorithm 2.7 as a linear algorithm in the sample size p . As to Algorithm-IFSC, it must compute and store the association matrix for each pair of samples, so the computational complexity of Algorithm-IFSC is roughly $O(p^2)$. Therefore, for

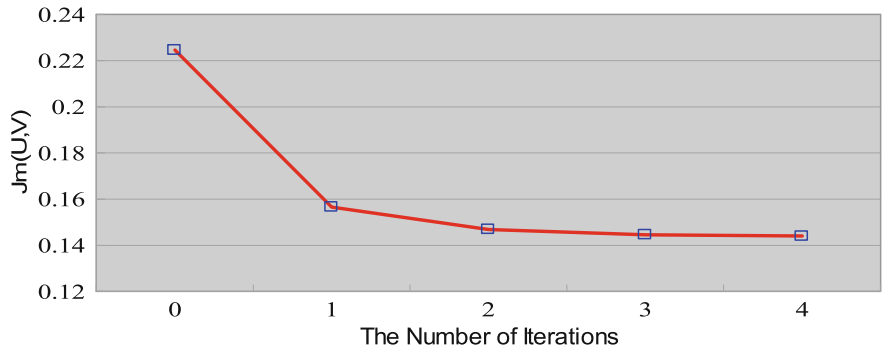


Fig. 2.3 Illustration of the convergence of IFCM on the car data set

Table 2.11 The results derived by Algorithm 2.7 with different cluster numbers on the simulated data set

c	2	3	4	5	6	7	8	9	10
Obj	76.760	7.087	5.853	5.389	3.543	3.138	2.743	2.536	2.161
V_{PC}	0.744	0.949	0.779	0.710	0.475	0.420	0.367	0.338	0.289
V_{CE}	0.582	0.198	0.563	0.809	1.198	1.404	1.598	1.749	1.927

Note: (1) “ Obj ” is the objective function value after the convergence of Algorithm 2.7
(2) The optimal values of the measures are highlighted in bold and italic fonts

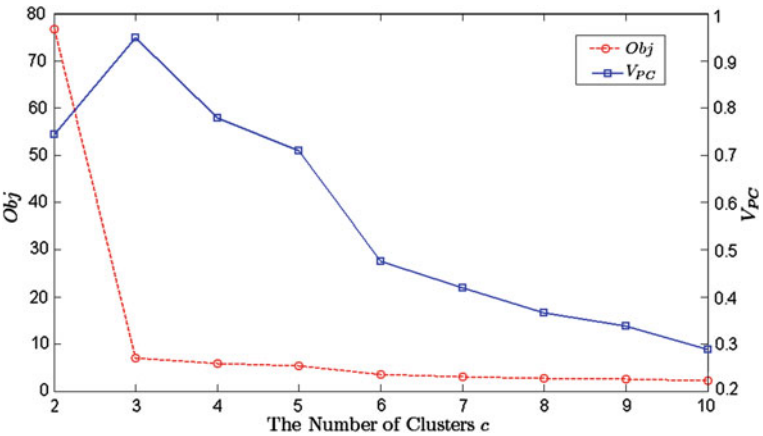


Fig. 2.4 Comparison of Obj and V_{PC} given different c values

a data set with a large sample size, say, 1,000,000, Algorithm-IFSC may encounter some computational troubles.

In summary, while Algorithm 2.2 has some unique merits such as simplicity and flexibility, it cannot provide the information about the membership degree of the samples to all the clusters, and has a relatively high computational complexity, which indeed motivates Algorithm 2.7.

In this part, we compare the performances of Algorithm 2.7 with the traditional FCM algorithm. We first exploit Algorithm 2.7 on the simulated data set. In this experiment, we set a series of c values in the range of 2 to 10, and compute the V_{PC} and V_{CE} measures for each clustering result. The results can be found in Table 2.11 (Xu and Wu 2010).

As can be seen in Table 2.11, when $c = 3$, V_{PC} reaches its optimal (maximum) value 0.949, and V_{CE} also reaches its optimal (minimum) value 0.198. This implies that both V_{PC} and V_{CE} are capable of finding the optimal number of clusters, i.e., c . The objective function value, however, is not the case. Let us look at Fig. 2.4 (Xu and Wu 2010).

As the increase of the number of clusters, Obj decreases continuously and finally reaches 2.161 when $c = 10$. This just illustrates why we employ V_{PC} and V_{CE} to evaluate the clustering results produced by Algorithm 2.7.

Table 2.12 The results derived by Algorithm 2.7 with different cluster numbers on the simulated data set

Modified data set I									
c	2	3	4	5	6	7	8	9	10
V_{PC}	0.982	0.648	0.531	0.469	0.324	0.289	0.239	0.216	0.196
V_{CE}	0.073	0.750	1.163	1.465	1.750	1.975	2.153	2.335	2.395
Modified data set II									
c	2	3	4	5	6	7	8	9	10
V_{PC}	0.982	0.648	0.531	0.381	0.324	0.289	0.266	0.248	0.235
V_{CE}	0.072	0.750	1.164	1.465	1.750	1.976	2.163	2.325	2.463

Note: (1) The optimal values of the measures are highlighted in bold and italic fonts

Next, we exploit the traditional FCM algorithm on the simulated data set for the comparison purpose. As mentioned above, the FCM algorithm does not take into account the uncertain information. Therefore, to make sure $\mu(x) + v(x) = 1$ for any x in the simulated data set, we should modify the data set by adding $\pi(x)$ to either $\mu(x)$ or $v(x)$. We produce the two modified data sets and then exploit Algorithm 2.7 on them. The results can be found in Table 2.12 (Xu and Wu 2010).

As indicated by the V_{PC} and V_{CE} measures in Table 2.12, Algorithm 2.7 prefers to cluster the modified simulated data sets into two clusters, which is actually away from the three “true” clusters in the data. In other words, the FCM algorithm cannot identify all the three classes precisely. This further justifies the importance of the uncertain information in IFSs.

2.6 Intuitionistic Fuzzy MST Clustering Algorithm

Zhao et al. (2012a) developed an intuitionistic fuzzy minimum spanning tree (MST) clustering algorithm to deal with intuitionistic fuzzy information. To do so, they first introduced some concepts related to the graph theory.

A graph is composed of a set of points called nodes and a set of node pairs called edges, which can be denoted by (\dot{V}, \bar{E}) , where \dot{V} is the set of nodes and \bar{E} is the set of edges. In fact, the set \bar{E} in a normal graph is a crisp relation over $\dot{V} \times \dot{V}$. That is to say, if there exists an edge between x and y , then the membership degree $\mu_{\bar{E}}(x, y) = 1$; otherwise $\mu_{\bar{E}}(x, y) = 0$, where $(x, y) \in (\dot{V} \times \dot{V})$. If we define a fuzzy relation R over $\dot{V} \times \dot{V}$, then the membership function $\mu_R(x, y)$ takes various values from 0 to 1, and such a graph is called a fuzzy graph.

Definition 2.25 (Chen et al. 2007) Let $\dot{V} = \{\dot{V}_1, \dot{V}_2, \dots, \dot{V}_n\}$ be a collection of n nodes, and $R = (r_{ij})_{n \times n}$ a fuzzy relation over the set \dot{V} . Then (\dot{V}, R) is called a fuzzy graph. If $\bar{E} = \{\bar{E}_k = \dot{V}_i \dot{V}_j | \forall \dot{V}_i, \dot{V}_j \in \dot{V}\}$, then (\dot{V}, \bar{E}) is called a basic graph of (\dot{V}, R) .

Definition 2.26 (Zhao et al. 2012a) Let $\dot{V} = \{\dot{V}_1, \dot{V}_2, \dots, \dot{V}_n\}$ be a collection of n nodes, and $R = (r_{ij})_{n \times n}$ an intuitionistic fuzzy relation over $\dot{V} \times \dot{V}$. Then $\bar{G} = (\dot{V}, R)$ is called an intuitionistic fuzzy graph. If $\bar{E} = \{\bar{E}_k = \dot{V}_i \dot{V}_j | \forall \dot{V}_i, \dot{V}_j \in \dot{V}\}$, then (\dot{V}, \bar{E}) is called a basic graph of (\dot{V}, R) .

A path in a graph is a sequence of edges joining two nodes as $(ABCD)$. A circuit is a closed path as $(ABCA)$. A connected graph has paths between any pair of nodes. A tree is a connected graph with no circuits and a spanning tree of a connected graph is a tree in graph (\dot{V}, R) which contains all nodes of (\dot{V}, R) (Zahn 1971).

If we add every edge a weight and define the weight of a tree to be the sum of the weights of its constituent edges, then

Definition 2.27 (Zahn 1971) A minimum (maximum) spanning tree of a graph (\dot{V}, R) is a spanning tree whose weight is minimum (maximum) among all spanning trees of the graph (\dot{V}, R) .

We usually compute the minimum (maximum) spanning tree of a graph (\dot{V}, R) by Kruskal method (Kruskal 1956) or Prim method (Prim 1957). Because of the complexity of the objective world and the fuzziness of the human perception, the data information needed to be clustered is often imprecise or uncertain and sometimes is given by IFSSs. In such situations, some effective and convenient intuitionistic clustering algorithms are needed. The MST (minimum spanning tree) clustering algorithm was first proposed by Zahn (1971), whose basic idea is that: a multi-attribute sample point can be considered as a point of a multi-dimensional space. If the density of the sample points in some regions in the multi-dimensional space is high, while in other regions is low or even blank, then the high-density regions can be separated from the blank or the low-density regions naturally, so that we get the clustering structure of the sample points which best embodies the distribution of the sample points. Based on the idea of Zahn (1971), Zhao et al. (2012a) introduced an intuitionistic fuzzy clustering method called intuitionistic fuzzy MST clustering algorithm based on the graph theoretic techniques and the intuitionistic fuzzy distance measure to cluster intuitionistic fuzzy information. In the following, we first introduce the concepts of intuitionistic fuzzy distance measure and intuitionistic fuzzy distance matrix:

Definition 2.28 (Zhao et al. 2012a) Let A_j ($j = 1, 2, \dots, n$) be n IFSSs. Then $D = (d_{ij})_{n \times n}$ is called an intuitionistic fuzzy distance matrix, where $d_{ij} = d(A_i, A_j) = 1 - \hat{\vartheta}(A_1, A_2)$ is the intuitionistic fuzzy distance between A_i and A_j , which has the following properties:

- (1) $d_{ij}(i, j = 1, 2, \dots, n)$ are IFVs.
- (2) $d_{ij} = (0, 1)$ if and only if $A_i = A_j$.
- (3) $d_{ij} = d_{ji}$, for all $i, j = 1, 2, \dots, n$,

where $\hat{\vartheta}(A_1, A_2)$ is defined in Theorem 2.2.

Based on the idea of the traditional MST clustering algorithm and the intuitionistic fuzzy distance matrix above, Zhao et al. (2012a) proposed an intuitionistic fuzzy MST clustering algorithm:

Algorithm 2.9

Step 1 Construct the intuitionistic fuzzy distance matrix and the intuitionistic fuzzy graph:

(1) Calculate the distance $d_{ij} = d(A_i, A_j)$, then we get the intuitionistic fuzzy distance matrix $D = (d_{ij})_{n \times n}$.

(2) Construct the intuitionistic fuzzy graph (\dot{V}, D) with n nodes associated to the samples $A_i (i = 1, 2, \dots, n)$ to be clustered which are expressed by IFSs and every edge between A_i and A_j having the weight d_{ij} , which is an element (expressed by IFV) of the intuitionistic fuzzy distance matrix $D = (d_{ij})_{n \times n}$ and denotes the dissimilarity degree between the samples A_i and A_j .

Step 2 Compute the MST of the intuitionistic fuzzy graph (V, D) by Kruskal method (Kruskal 1956) or Prim method (Prim 1957):

(1) Arrange the edges of (\dot{V}, D) in order from the smallest weight to the largest one. Because the weight of each edge is an IFV, we can firstly compute the score and the accuracy degree of each IFV, and then we use Definition 2.27 to sort all the intuitionistic fuzzy weights.

(2) Select the edge with the smallest weight.

(3) Select the edge with the smallest weight from the rest edges which do not form a circuit with those already chosen.

(4) Repeat the process (3) until $(n - 1)$ edges have been selected where n is the number of the nodes in (\dot{V}, D) . Thus we get the MST of the intuitionistic fuzzy graph (\dot{V}, D) .

Step 3 Group the nodes (sample points) into clusters by cutting down all the edges of the MST with weights greater than a threshold λ (where λ is an IFV), we can get a certain number of sub-trees (clusters) automatically. The clustering results induced by the sub-trees do not depend on some particular MST (Gaertler 2002).

Moreover, Zhao et al. (2012a) improved Algorithm 2.9 by changing the intuitionistic fuzzy distance measure by Eq. (2.111) or (2.112) so as to lessen the computational effort. They first defined another intuitionistic fuzzy distance matrix:

Definition 2.29 (Zhao et al. 2012a) Let A_j ($j = 1, 2, \dots, n$) be n IFSs. Then $D = (d_{ij})_{n \times n}$ is called an intuitionistic fuzzy distance matrix, where $d_{ij} = d(A_i, A_j)$ is the distance between A_i and A_j , which has the following properties:

- (1) $0 \leq d_{ij} \leq 1$, for all $i, j = 1, 2, \dots, n$.
- (2) $d_{ij} = 0$ if and only if $A_i = A_j$.
- (3) $d_{ij} = d_{ji}$, for all $i, j = 1, 2, \dots, n$.

Based on Definition 2.29, Zhao et al. (2012a) developed another intuitionistic fuzzy MST clustering algorithm:

Algorithm 2.10

Step 1 Compute the intuitionistic fuzzy distance matrix and draw the fuzzy graph:

(1) Calculate the distance $d_{ij} = d(A_i, A_j)$ by Eq.(2.111) or (2.112) and get the intuitionistic fuzzy distance matrix $D = (d_{ij})_{n \times n}$ which is actually a fuzzy similarity relation.

(2) Draw the fuzzy graph (\dot{V}, D) . Although the n nodes associated to the samples $A_i (i = 1, 2, \dots, n)$ to be clustered are still expressed by IFSSs, the weight d_{ij} of every edge between A_i and A_j changes into a real number which comes from the second kind of intuitionistic fuzzy distance matrix $D = (d_{ij})_{n \times n}$ (the graph here is really a fuzzy graph and is quite different from the one in Algorithm 2.9).

Step 2 Compute the minimum spanning tree (MST) of the fuzzy graph (\dot{V}, D) , which is similar to Step 2 of Algorithm 2.9.

Step 3 See Step 3 of Algorithm 2.9.

In the following, we use an example to illustrate Algorithms 2.9 and 2.10:

Example 2.7 In an operational mission (adapted from Zhang et al. (2007)), there are six operational plans y_i ($i = 1, 2, \dots, 6$). In order to group these operational plans with respect to their comprehensive functions, a military committee has been set up to provide assessment information on the operational plans. The attributes which are considered here in assessment of y_i ($i = 1, 2, \dots, 6$) are: (1) G_1 : The effectiveness of operational organization; and (2) G_2 : The effectiveness of operational command. The military committee evaluates the performance of all the operational plans according to the attributes G_j ($j = 1, 2$), and gives the data as follows:

$$\begin{aligned} y_1 &= \{\langle G_1, 0.70, 0.15 \rangle, \langle G_2, 0.60, 0.20 \rangle\} \\ y_2 &= \{\langle G_1, 0.40, 0.35 \rangle, \langle G_2, 0.80, 0.10 \rangle\} \\ y_3 &= \{\langle G_1, 0.55, 0.25 \rangle, \langle G_2, 0.70, 0.15 \rangle\} \\ y_4 &= \{\langle G_1, 0.44, 0.35 \rangle, \langle G_2, 0.60, 0.20 \rangle\} \\ y_5 &= \{\langle G_1, 0.50, 0.35 \rangle, \langle G_2, 0.75, 0.20 \rangle\} \\ y_6 &= \{\langle G_1, 0.55, 0.25 \rangle, \langle G_2, 0.57, 0.15 \rangle\} \end{aligned}$$

Let the weight vector of the attributes G_j ($j = 1, 2$) be $w = (0.45, 0.55)^T$. We first utilize Algorithm 2.9 to group these operational plans y_j ($j = 1, 2, \dots, 6$):

Step 1 Construct the intuitionistic fuzzy distance matrix and the intuitionistic fuzzy graph:

(1) Calculate the distance $d_{ij} = d(y_i, y_j)$ (see Definition 2.28), and let $\lambda = 2$, $\alpha = \beta = \gamma = 1/3$. Then

$$\begin{aligned}
d(y_1, y_2) &= d(y_2, y_1) = (0.141, 0.784), & d(y_1, y_3) &= d(y_3, y_1) = (0.059, 0.892) \\
d_1(y_1, y_4) &= d_1(y_4, y_1) = (0, 0.808), & d(y_1, y_5) &= d(y_5, y_1) = (0.123, 0.837) \\
d(y_1, y_6) &= d(y_6, y_1) = (0.057, 0.892), & d(y_2, y_3) &= d(y_3, y_2) = (0.059, 0.892) \\
d(y_2, y_4) &= d(y_4, y_2) = (0.033, 0.859), & d(y_2, y_5) &= d(y_5, y_2) = (0.071, 0.918) \\
d(y_2, y_6) &= d(y_6, y_2) = (0.108, 0.829), & d(y_3, y_4) &= d(y_4, y_3) = (0.071, 0.914) \\
d(y_3, y_5) &= d(y_5, y_3) = (0.071, 0.929), & d(y_3, y_6) &= d(y_6, y_3) = (0, 0.894) \\
d(y_4, y_5) &= d_1(y_5, y_4) = (0.049, 0.878), & d(y_4, y_6) &= d(y_6, y_4) = (0.057, 0.914) \\
d(y_5, y_6) &= d(y_6, y_5) = (0.071, 0.829)
\end{aligned}$$

Accordingly, we get the intuitionistic fuzzy distance matrix as follows:

$$D = \begin{pmatrix}
(0, 1) & (0.141, 0.784) & (0.059, 0.892) & (0, 0.808) & (0.123, 0.837) & (0.057, 0.892) \\
(0.141, 0.784) & (0, 1) & (0.059, 0.892) & (0.033, 0.859) & (0.071, 0.918) & (0.108, 0.829) \\
(0.059, 0.892) & (0.059, 0.892) & (0, 1) & (0.071, 0.914) & (0.071, 0.929) & (0, 0.894) \\
(0, 0.808) & (0.033, 0.859) & (0.071, 0.914) & (0, 1) & (0.049, 0.878) & (0.057, 0.914) \\
(0.123, 0.837) & (0.071, 0.918) & (0.071, 0.929) & (0.049, 0.878) & (0, 1) & (0.071, 0.829) \\
(0.057, 0.892) & (0.108, 0.829) & (0, 0.894) & (0.057, 0.914) & (0.071, 0.829) & (0, 1)
\end{pmatrix}$$

(2) Draw the intuitionistic fuzzy graph (\dot{V}, D) with 6 nodes associated to the samples y_i ($i = 1, 2, \dots, 6$) to be clustered and every edge \bar{E}_{ij} between y_i and y_j having the weight d_{ij} , which is an element of the intuitionistic fuzzy distance matrix $D = (d_{ij})_{6 \times 6}$ and denotes the dissimilarity degree between the samples y_i and y_j (see Fig. 2.5) (Zhao et al. 2012a).

Step 2 Compute the intuitionistic fuzzy MST of the intuitionistic fuzzy graph by Kruskal method (Kruskal 1956):

(1) Arrange the edges of (\dot{V}, D) in order from the smallest weight to the largest one. Because the weight of each edge is an IFV, we can first use the scores and the accuracy degrees of each IFV in the intuitionistic fuzzy distance matrix to sort all the intuitionistic fuzzy weights (based on Definition 2.28) as follows:

$$\begin{aligned}
S(d_{12}) &= 0.141 - 0.784 = -0.643, & S(d_{13}) &= 0.059 - 0.892 = -0.833 \\
S(d_{14}) &= 0 - 0.808 = -0.808, & S(d_{15}) &= 0.123 - 0.837 = -0.714 \\
S(d_{16}) &= 0.057 - 0.892 = -0.835, & S(d_{23}) &= 0.059 - 0.892 = -0.833 \\
S(d_{24}) &= 0.033 - 0.859 = -0.826, & S(d_{25}) &= 0.071 - 0.918 = -0.847 \\
S(d_{26}) &= 0.108 - 0.829 = -0.721, & S(d_{34}) &= 0.071 - 0.914 = -0.843 \\
S(d_{35}) &= 0.071 - 0.929 = -0.858, & S(d_{36}) &= 0 - 0.894 = -0.894 \\
S(d_{36}) &= 0.049 - 0.878 = -0.829, & S(d_{46}) &= 0.057 - 0.914 = -0.857 \\
S(d_{56}) &= 0.071 - 0.829 = -0.758
\end{aligned}$$

Thus

$$\begin{aligned}
d_{36} &< d_{35} < d_{46} < d_{25} < d_{34} < d_{16} < d_{13} \\
&= d_{23} < d_{45} < d_{24} < d_{14} < d_{56} < d_{26} < d_{15} < d_{12}
\end{aligned}$$

Fig. 2.5 The intuitionistic fuzzy graph

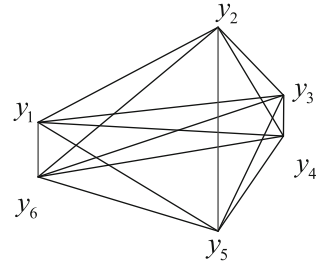
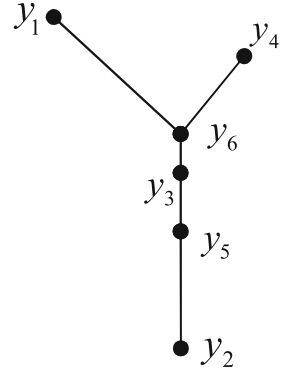


Fig. 2.6 The MST of the intuitionistic fuzzy graph



and then we sort all the intuitionistic fuzzy weights as follows:

(2) Select the edge with the smallest weight, that is the edge \bar{E}_{36} between y_3 and y_6 .

(3) Select the edge with the smallest weight from the rest edges, that is the edge \bar{E}_{35} between y_3 and y_5 .

(4) Select the edge with the smallest from the rest edges which do not form a circuit with those already chosen (we can choose the edge \bar{E}_{46} between y_4 and y_6). Repeat (4) until five edges have been selected. Thus we get the MST of the intuitionistic fuzzy graph (\dot{V}, D) (see Fig. 2.6) (Zhao et al. 2012a).

Step 3 Group the nodes (sample points) into clusters: by choosing a threshold λ and cutting down all the edges of the MST with the weights greater than λ , we can get a certain number of sub-trees (clusters).

- (1) If $\lambda = d_{16} = (0.057, 0.892)$, then we get $\{y_1, y_2, y_3, y_4, y_5, y_6\}$.
- (2) If $\lambda = d_{25} = (0.071, 0.918)$, then we get $\{y_1\}, \{y_2, y_3, y_4, y_5, y_6\}$.
- (3) If $\lambda = d_{46} = (0.057, 0.914)$, then we get $\{y_1\}, \{y_2\}, \{y_3, y_4, y_5, y_6\}$.
- (4) If $\lambda = d_{35} = (0.071, 0.929)$, then we get $\{y_1\}, \{y_2\}, \{y_4\}, \{y_3, y_5, y_6\}$.
- (5) If $\lambda = d_{36} = (0, 0.894)$, then we get $\{y_1\}, \{y_2\}, \{y_4\}, \{y_5\}, \{y_3, y_6\}$.
- (6) If $\lambda = (0, 1)$, then we get $\{y_1\}, \{y_2\}, \{y_3\}, \{y_4\}, \{y_5\}, \{y_6\}$.

Furthermore, we use Algorithm 2.10 to cluster these battle projects y_j ($j = 1, 2, \dots, 6$) as follows:

Step 1 Construct the intuitionistic fuzzy distance matrix and the fuzzy graph where each node is associated to a sample to be clustered which is expressed by IFS:

(1) Calculate the distances $d_{ij} = d(y_i, y_j)$ ($i, j = 1, 2, \dots, 6$) by Eq. (2.111):

$$\begin{aligned} d(y_1, y_3) &= d(y_3, y_1) = 0.1225, & d(y_1, y_4) &= d(y_4, y_1) = 0.117 \\ d(y_1, y_5) &= d(y_5, y_1) = 0.1725, & d(y_1, y_6) &= d(y_6, y_1) = 0.1115 \\ d(y_2, y_3) &= d(y_3, y_2) = 0.1225, & d(y_2, y_4) &= d(y_4, y_2) = 0.128 \\ d(y_2, y_5) &= d(y_5, y_2) = 0.1, & d(y_2, y_6) &= d(y_6, y_2) = 0.194 \\ d(y_3, y_4) &= d(y_4, y_3) = 0.1045, & d(y_3, y_5) &= d(y_5, y_3) = 0.1 \\ d(y_3, y_6) &= d(y_6, y_3) = 0.0715, & d(y_4, y_5) &= d(y_5, y_4) = 0.1095 \\ d(y_4, y_6) &= d(y_6, y_4) = 0.088, & d(y_5, y_6) &= d(y_6, y_5) = 0.1715 \end{aligned}$$

then we get the intuitionistic fuzzy distance matrix as follows:

$$D = \begin{pmatrix} 0 & 0.245 & 0.1225 & 0.117 & 0.1725 & 0.1115 \\ 0.245 & 0 & 0.1225 & 0.128 & 0.1 & 0.194 \\ 0.1225 & 0.1225 & 0 & 0.1045 & 0.1 & 0.0715 \\ 0.117 & 0.128 & 0.1045 & 0 & 0.1095 & 0.088 \\ 0.1725 & 0.1 & 0.1 & 0.1095 & 0 & 0.1715 \\ 0.1115 & 0.194 & 0.0715 & 0.088 & 0.1715 & 0 \end{pmatrix}$$

(2) Draw the fuzzy graph $\bar{G} = (\dot{V}, D)$ with 6 nodes associated to the samples y_i ($i = 1, 2, \dots, 6$) to be clustered and every edge between y_i and y_j having the weight d_{ij} , which is an element of the intuitionistic fuzzy distance matrix $D = (d_{ij})_{6 \times 6}$ and denotes the dissimilarity degree between the samples y_i and y_j (see Fig. 2.7) (Zhao et al. 2012a).

Step 2 Compute the MST of the fuzzy graph $\bar{G} = (\dot{V}, D)$ by Kruskal method (Kruskal 1956):

(1) Arrange the edges of \bar{G} in order from the smallest weight to the largest one:

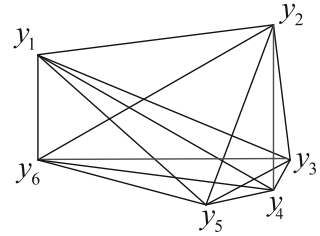
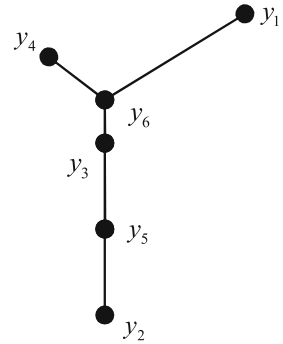
$$\begin{aligned} d_{36} &< d_{46} < d_{35} \\ &= d_{25} < d_{34} < d_{45} < d_{16} < d_{14} < d_{13} = d_{23} < d_{24} < d_{56} < d_{15} < d_{26} < d_{52} \end{aligned}$$

(2) Select the edge with the smallest weight, that is the edge \bar{E}_{36} between y_3 and y_6 .

(3) Select the edge with the smallest weight from the rest edges, that is the edge \bar{E}_{46} between y_4 and y_6 .

(4) Select the edge with the smallest weight from the rest edges which do not form a circuit with those already chosen, we can choose the edge \bar{E}_{35} between y_3 and y_5 .

(5) Repeat the process (4) until five edges have been selected. Thus we get the MST of the fuzzy graph $\bar{G} = (\dot{V}, D)$ (see Fig. 2.8) (Zhao et al. 2012a).

Fig. 2.7 The fuzzy graph**Fig. 2.8** The MST of the fuzzy graph

Step 3 Choose a threshold λ and cut down all the edges of the MST with weights greater than λ so that we could arrive at a certain number of sub-trees (clusters) automatically.

- (1) If $\lambda = d_{16} = 0.1115$, then we get $\{y_1, y_2, y_3, y_4, y_5, y_6\}$.
- (2) If $\lambda = d_{25} = d_{35} = 0.1$, then we get $\{y_1\}, \{y_2, y_3, y_4, y_5, y_6\}$.
- (3) If $\lambda = d_{46} = 0.088$, then we get $\{y_1\}, \{y_2\}, \{y_5\}, \{y_3, y_4, y_6\}$.
- (4) If $\lambda = d_{36} = 0.0715$, then we get $\{y_1\}, \{y_2\}, \{y_4\}, \{y_5\}, \{y_3, y_6\}$.
- (5) If $\lambda = 0$, then we get $\{y_1\}, \{y_2\}, \{y_3\}, \{y_4\}, \{y_5\}, \{y_6\}$.

From the results of Algorithms 2.9 and 2.10, we have found that they coincide with each other on the whole.

Sometimes, it is not suitable to assume that the membership degrees and the non-membership degrees for certain elements are exactly real numbers, but fuzzy ranges can be given. As a result, Zhao et al. (2012a) defined the concept of interval-valued intuitionistic fuzzy distance matrix:

Definition 2.30 (Zhao et al. 2012a) Let y_j ($j = 1, 2, \dots, n$) be m IVIFSs. Then $D = (d_{ij})_{n \times n}$ is called an interval-valued intuitionistic fuzzy distance matrix, where $d_{ij} = d(y_i, y_j)$ is the distance between y_i and y_j , which has the following properties:

- (1) $0 \leq d_{ij} \leq 1$, for all $i, j = 1, 2, \dots, n$.
- (2) $d_{ij} = 0$ if and only if $y_i = y_j$.
- (3) $d_{ij} = d_{ji}$, for all $i, j = 1, 2, \dots, n$.

Drawing support from the interval-valued intuitionistic fuzzy distance matrix, we can extend Algorithm 2.10 to the interval-valued intuitionistic fuzzy environment and raise the interval-valued intuitionistic fuzzy MST clustering algorithm:

Algorithm 2.11

Step 1 Construct the interval-valued intuitionistic fuzzy distance matrix and the fuzzy graph:

In this step, we first calculate the distance $d_{ij} = d(y_i, y_j)$ by Eq. (2.105) or (2.107) to get the interval-valued intuitionistic fuzzy distance matrix $D = (d_{ij})_{n \times n}$, and then draw the fuzzy graph (\dot{V}, D) with n nodes associated to the samples y_i ($i = 1, 2, \dots, n$) which are expressed by IVIFSs and every edge between y_i and y_j having the weight d_{ij} , which is a real number coming from the interval-valued intuitionistic fuzzy distance matrix $D = (d_{ij})_{n \times n}$.

Step 2 Compute the minimum spanning tree (MST) of the fuzzy graph (\dot{V}, D) by Kruskal method (Kruskal 1956) or Prim method (Prim 1957).

Step 3 Cluster through the minimum spanning tree (see to Step 3 of Algorithm 2.10).

Example 2.9 can also be used to illustrate Algorithm 2.11 when the evaluation information is expressed in IVIFSs (here omitted for brevity).

2.7 Intuitionistic Fuzzy Clustering Algorithm Based on Boole Matrix and Association Measure

2.7.1 Intuitionistic Fuzzy Association Measures

Since clustering is the grouping of similar objects, we usually need to find some sort of measure that can determine the degree of the relationship between two objects.

Generally, there are three main types of measures which can estimate this relation: distance measures, similarity measures and association measures. The choice of a good measure will directly influence the clustering effect. Next we shall seek for some association measures to be prepared for cluster analysis.

An association measure is an important tool for determining the degree of the relationship between two objects. Many scholars have given various association measures (see Xu and Chen 2008 for a review). For example, Xu et al. (2008) introduced the associate measures (2.89) and (2.100). Gerstenkorn and Mafiko (1991) proposed a method to calculate the association coefficient of IFSs, which was formulated in the following way:

$$c_1(A, B) = \frac{\sum_{j=1}^n \mu_A(x_j) \cdot \mu_B(x_j) + v_A(x_j) \cdot v_B(x_j)}{\sqrt{\sum_{j=1}^n (\mu_A^2(x_j) + v_A^2(x_j)) \cdot \sum_{j=1}^n (\mu_B^2(x_j) + v_B^2(x_j))}} \quad (2.157)$$

Hong and Hwang (1995) further considered the case where the set X is infinite and defined another association coefficient of A-IFSs as follows:

$$c_2(A, B) = \frac{\int_X (\mu_A(x) \cdot \mu_B(x) + \nu_A(x) \cdot \nu_B(x)) dx}{\sqrt{\int_X (\mu_A^2(x) + \nu_A^2(x)) dx \cdot \int_X (\mu_B^2(x) + \nu_B^2(x)) dx}} \quad (2.158)$$

where $c_1(A, B)$ and $c_2(A, B)$ satisfy the three conditions: (1) $0 \leq c(A, B) \leq 1$; (2) $c(A, B) = 1$ if $A = B$; and (3) $c(A, B) = c(B, A)$. But they cannot guarantee the necessity in the condition (2). Hong and Hwang (1995) and Mitchell (2004) pointed out that if association coefficients don't guarantee the necessity in the condition (2), then some situations where the obtained results are counter-intuitive will appear, although in most cases the association coefficient may give reasonable result. For this reason, Xu et al. (2008) proposed an axiomatic definition for the association measure of IFSs, which is an improved version of Gerstenkorn and Mafiko (1991) and Hong and Hwang (1995):

Definition 2.31 (Xu et al. 2008) Let c be a mapping $c: (\text{IFS}(X))^2 \rightarrow [0, 1]$, then the association coefficient between two IFSs A and B is defined as $c(A, B)$, which has the following properties: (1) $0 \leq c(A, B) \leq 1$; (2) $c(A, B) = 1$ if and only if $A = B$; and (3) $c(A, B) = c(B, A)$.

Furthermore, Szmidt and Kacprzyk (2000) pointed out that omitting any one of the three parameters may lead to incorrect results, and therefore, we should take the three parameters into account when computing the association coefficients between IFSs.

Based on the two ideas above when constructing an association coefficient between IFSs, Zhao et al. (2012b) improved Eq. (2.155) to a new form, satisfying all the conditions proposed by Hong and Hwang (1995), Mitchell (2004) and Szmidt and Kacprzyk (2000):

$$\begin{aligned} c_3(A, B) &= \frac{\sum_{j=1}^n (\mu_A(x_j) \cdot \mu_B(x_j) + \nu_A(x_j) \cdot \nu_B(x_j) + \pi_A(x_j) \cdot \pi_B(x_j))}{\sqrt{\sum_{j=1}^n (\mu_A^2(x_j) + \nu_A^2(x_j) + \pi_A^2(x_j)) \cdot \sum_{j=1}^n (\mu_B^2(x_j) + \nu_B^2(x_j) + \pi_B^2(x_j))}} \end{aligned} \quad (2.159)$$

It is clear that $c_3(A, B)$ takes the third parameter of an IFS (the hesitancy degree) into consideration, moreover, we will prove that it also satisfies all the three conditions of Definition 2.31:

Proof Because $A, B \in \text{IFS}(X)$, then from the concept of IFS and Eq. (2.159), we know that $c_3(A, B) \geq 0$. To prove the inequality $c_3(A, B) \leq 1$, we can use the famous Cauchy-Schwarz inequality:

$$\sum_{i=1}^n a_i b_i \leq \sqrt{\left(\sum_{i=1}^n a_i^2\right)\left(\sum_{i=1}^n b_i^2\right)} \quad (2.160)$$

with equality if and only if the two vectors $a = (a_1, a_2, \dots, a_n)^T$ and $b = (b_1, b_2, \dots, b_n)^T$ are linearly dependent, that is, there is a nonzero real number λ such that $a = \lambda b$. From Eq. (2.160), we know that $c_3(A, B) \leq 1$ with equality if and only if there is a nonzero real number λ such that

$$\begin{aligned} \mu_A(x_i) &= \lambda \mu_B(x_i), \quad \nu_A(x_i) = \lambda \nu_B(x_i), \quad \pi_A(x_i) = \lambda \pi_B(x_i), \\ &\text{for all } x_i \in X \end{aligned} \quad (2.161)$$

while because

$$\begin{aligned} \pi_A(x_i) &= 1 - \mu_A(x_i) - \nu_A(x_i), \quad \pi_B(x_i) = 1 - \mu_B(x_i) - \nu_B(x_i), \\ &\text{for all } x_i \in X \end{aligned} \quad (2.162)$$

then by Eq. (2.161), we know that $\lambda = 1$, and thus, $c_3(A, B) = 1$ if and only if $A = B$. Hence we complete the proof of the conditions (1) and (2) in Definition 2.31.

In addition, by Eq. (2.159) we know that

$$\begin{aligned} c_3(A, B) &= \frac{\sum_{j=1}^n (\mu_A(x_j) \cdot \mu_B(x_j) + \nu_A(x_j) \cdot \nu_B(x_j) + \pi_A(x_j) \cdot \pi_B(x_j))}{\sqrt{\sum_{j=1}^n (\mu_A^2(x_j) + \nu_A^2(x_j) + \pi_A^2(x_j)) \cdot \sum_{j=1}^n (\mu_B^2(x_j) + \nu_B^2(x_j) + \pi_B^2(x_j))}} \\ &= \frac{\sum_{j=1}^n (\mu_B(x_j) \cdot \mu_A(x_j) + \nu_B(x_j) \cdot \nu_A(x_j) + \pi_B(x_j) \cdot \pi_A(x_j))}{\sqrt{\sum_{j=1}^n (\mu_B^2(x_j) + \nu_B^2(x_j) + \pi_B^2(x_j)) \cdot \sum_{j=1}^n (\mu_A^2(x_j) + \nu_A^2(x_j) + \pi_A^2(x_j))}} \\ &= c_3(B, A) \end{aligned} \quad (2.163)$$

Thus, the condition (3) in Definition 2.31 also holds.

It's very interesting that when we add the third parameter, i.e., the indeterminacy degree of IFSs, to $c_1(A, B)$, we get a good association coefficient $c_3(A, B)$, which not only takes the third parameter of IFS (the hesitancy degree) into consideration, but also satisfies all the three conditions of Definition 2.31.

In many cases, for instance, in cluster analysis, the weights of the attributes are always different, so we should take them into account, and thus extend $c_3(A, B)$ to the following form:

$$\begin{aligned}
c_4(A, B) &= \frac{\sum_{j=1}^n w_j (\mu_A(x_j) \cdot \mu_B(x_j) + v_A(x_j) \cdot v_B(x_j) + \pi_A(x_j) \cdot \pi_B(x_j))}{\sqrt{\sum_{j=1}^n w_j (\mu_A^2(x_j) + v_A^2(x_j) + \pi_A^2(x_j)) \cdot \sum_{j=1}^n w_j (\mu_B^2(x_j) + v_B^2(x_j) + \pi_B^2(x_j))}} \\
&\quad (2.164)
\end{aligned}$$

where $w = (w_1, w_2, \dots, w_n)^T$ is the weight vector of x_j ($j = 1, 2, \dots, n$) with $w_j \geq 0, j = 1, 2, \dots, n$ and $\sum_{j=1}^n w_j = 1$. Similar to Eq. (2.159), Eq. (2.164) also satisfies all the conditions of Definition 2.31.

If the universe of discourse, X , is continuous and the weight of the element $x \in X = [a, b]$ is $w(x)$, where $w(x) \geq 0$ and $\int_a^b w(x)dx = 1$, then Eq. (2.164) is transformed into the following form:

$$\begin{aligned}
c_5(A, B) &= \frac{\int_a^b w(x) (\mu_A(x)\mu_B(x) + v_A(x)v_B(x) + \pi_A(x)\pi_B(x)) dx}{\sqrt{\int_a^b w(x) (\mu_A^2(x) + v_A^2(x) + \pi_A^2(x)) dx \cdot \int_a^b w(x) (\mu_B^2(x) + v_B^2(x) + \pi_B^2(x)) dx}} \\
&\quad (2.165)
\end{aligned}$$

If all the elements have the same importance, i.e., $w(x) = \frac{1}{b-a} \in [0, 1]$ (in this case, $(b-a) \geq 1$), for any $x \in [a, b]$, then Eq. (2.165) is replaced by

$$\begin{aligned}
c_6(A, B) &= \frac{\int_a^b (\mu_A(x)\mu_B(x) + v_A(x)v_B(x) + \pi_A(x)\pi_B(x)) dx}{\sqrt{\int_a^b (\mu_A^2(x) + v_A^2(x) + \pi_A^2(x)) dx \cdot \int_a^b (\mu_B^2(x) + v_B^2(x) + \pi_B^2(x)) dx}} \\
&\quad (2.166)
\end{aligned}$$

2.7.2 Intuitionistic Fuzzy Clustering Algorithm

Let $C = (c_{ij})_{m \times m}$ be an association matrix, where $c_{ij} = c(A_i, A_j)$ is the association coefficient of A_i and A_j , which is derived by one of the intuitionistic fuzzy association measures (2.157) and (2.162)–(2.164). Then by Definition 2.12, we can directly derive the following result:

Theorem 2.18 (Zhao et al. 2012b) Let $C_\lambda = (\lambda c_{ij})_{m \times m}$ be a λ -cutting matrix of the association matrix $C = (c_{ij})_{m \times m}$. Then C is an equivalent association matrix if and only if C_λ is an equivalent Boole matrix, for all $\lambda \in [0, 1]$, that is,

- (1) C is reflexive, i.e., $I \subseteq C$ if and only if $I_\lambda \subseteq C_\lambda$, i.e., $I \subseteq C_\lambda$.
- (2) C is symmetric, i.e., $C^T = C$ if and only if $(C^T)_\lambda = C_\lambda$, i.e., $(C_\lambda)^T = C_\lambda$.
- (3) C is transitive, i.e., $C^2 \subseteq C$ if and only if $C_\lambda \circ C_\lambda \subseteq C_\lambda$.

From Theorem 2.18, we can see that if the association matrix is equivalent, then its λ -cutting matrix is an equivalent Boole matrix, and then we can use the equivalent Boole matrix to do clustering directly. But if the association matrix doesn't satisfy the transitivity, then we know that the λ -cutting matrix of C is just only a similar Boole matrix, and thus, we cannot do clustering. In this situation, we can transform the similar Boole matrix into an equivalent matrix for clustering. Let's see the following theorem:

Theorem 2.19 (Lei 1979) Let Bo be a similar Boole matrix over a discrete universe of discourse $X = \{x_1, x_2, \dots, x_n\}$, then Bo is transitive if and only if Bo has not the following special sub-matrices:

$$\begin{pmatrix} 1 & 1 \\ 1 & 0 \end{pmatrix}, \begin{pmatrix} 1 & 1 \\ 0 & 1 \end{pmatrix}, \begin{pmatrix} 1 & 0 \\ 1 & 1 \end{pmatrix}, \begin{pmatrix} 0 & 1 \\ 1 & 1 \end{pmatrix} \quad (2.167)$$

no matter how the matrix Bo is arranged.

We can judge from Theorem 2.19 whether or not a similar Boole matrix is an equivalent one.

Based on Theorems 2.18 and 2.19, Zhao et al. (2012b) developed an intuitionistic fuzzy clustering algorithm based on Boole matrix and association measure as follows:

Algorithm 2.12

Step 1 Use Eq. (2.159) or (2.164) (if the weights of the attributes are the same, we use Eq. (2.159); otherwise, we use Eq. (2.164)) to compute the association coefficients of the IFSs A_j ($j = 1, 2, \dots, m$), and then construct an association matrix $C = (c_{ij})_{m \times m}$, where $c_{ij} = c_3(A_i, A_j)$ or $c_{ij} = c_4(A_i, A_j)$, $i, j = 1, 2, \dots, m$.

Step 2 Construct a λ -cutting matrix $C_\lambda = (\lambda c_{ij})_{m \times m}$ of C by using Eq. (2.87).

Step 3 If C_λ is an equivalent Boole matrix, then we can cluster the m samples as follows: If all the elements of the i th column are the same as the corresponding elements of the j th column in C_λ , then the IFSs A_i and A_j are in the same cluster. By this principle, we can cluster all these m samples A_j ($j = 1, 2, \dots, m$).

If C_λ is not an equivalent Boole matrix, then by Theorem 2.19, we know that no matter how the matrix C_λ is arranged, it must have some of the special sub-matrices in Eq. (2.167). In such cases, we can transform the elements 0 into 1 in such special sub-matrices until C_λ has not any special sub-matrix, and thus, we get a new equivalent matrix C_λ^* .

Step 4 Employ the equivalent matrix C_λ^* to classify all the given IFSs A_j ($j = 1, 2, \dots, m$) by the procedure in Step 3.

Step 5 End.

The principal of choosing λ : Based on the idea of constructing the association matrix whose elements are association coefficients between every two alternatives (samples) in this paper, we balance the similarity degree between two alternatives mainly through the association coefficient (that is, the confidence level) of them. We

choose the confidence level λ from the biggest one to the smallest one in the association matrix. After that, in terms of the chosen confidence level λ , we construct the corresponding λ -cutting matrix. With this principle, the clustering results come into being, the smaller the confidence level λ is, the more detailed the clustering will be.

2.7.3 Numerical Example

Example 2.8 (Zhao et al. 2012b) A military equipment development team needs to cluster five combat aircrafts according to their operational effectiveness. In order to group these combat aircrafts y_i ($i = 1, 2, \dots, 5$) with respect to their comprehensive functions, a team of military experts have been set up to provide their assessment information on y_i ($i = 1, 2, \dots, 5$). The attributes which are considered here in assessment of y_i ($i = 1, 2, \dots, 5$) are: (1) G_1 is the aircraft power; (2) G_2 is the fire power (a military capability to direct force at an enemy); (3) G_3 is the capacity for target detection; (4) G_4 is the controlling ability; (5) G_5 is the survivability; (6) G_6 is the range of voyage; and (7) G_7 is the electronic countermeasure effect. The military experts evaluate the performances of the combat aircrafts y_i ($i = 1, 2, \dots, 5$) according to the attributes G_j ($j = 1, 2, \dots, 7$), and gives the data as follows:

$$\begin{aligned}
 y_1 &= \{\langle G_1, 0.5, 0.3 \rangle, \langle G_2, 0.6, 0.3 \rangle, \langle G_3, 0.4, 0.3 \rangle, \\
 &\quad \langle G_4, 0.8, 0.1 \rangle, \langle G_5, 0.7, 0.2 \rangle, \langle G_6, 0.5, 0.2 \rangle, \langle G_7, 0.4, 0.3 \rangle\} \\
 y_2 &= \{\langle G_1, 0.6, 0.2 \rangle, \langle G_2, 0.5, 0.3 \rangle, \langle G_3, 0.5, 0.2 \rangle, \\
 &\quad \langle G_4, 0.6, 0.2 \rangle, \langle G_5, 0.6, 0.3 \rangle, \langle G_6, 0.6, 0.3 \rangle, \langle G_7, 0.5, 0.2 \rangle\} \\
 y_3 &= \{\langle G_1, 0.7, 0.1 \rangle, \langle G_2, 0.6, 0.3 \rangle, \langle G_3, 0.7, 0.2 \rangle, \\
 &\quad \langle G_4, 0.5, 0.3 \rangle, \langle G_5, 0.5, 0.2 \rangle, \langle G_6, 0.5, 0.2 \rangle, \langle G_7, 0.6, 0.3 \rangle\} \\
 y_4 &= \{\langle G_1, 0.4, 0.3 \rangle, \langle G_2, 0.7, 0.2 \rangle, \langle G_3, 0.5, 0.3 \rangle, \\
 &\quad \langle G_4, 0.6, 0.2 \rangle, \langle G_5, 0.7, 0.1 \rangle, \langle G_6, 0.4, 0.3 \rangle, \langle G_7, 0.7, 0.2 \rangle\} \\
 y_5 &= \{\langle G_1, 0.6, 0.2 \rangle, \langle G_2, 0.6, 0.3 \rangle, \langle G_3, 0.6, 0.2 \rangle, \\
 &\quad \langle G_4, 0.5, 0.3 \rangle, \langle G_5, 0.8, 0.1 \rangle, \langle G_6, 0.6, 0.1 \rangle, \langle G_7, 0.6, 0.1 \rangle\}
 \end{aligned}$$

Suppose that the weights of the attributes G_j ($j = 1, 2, \dots, 7$) are equal, now we utilize Algorithm 2.12 to group these combat aircrafts y_i ($i = 1, 2, \dots, 5$):

Step 1 Use Eq.(2.160) to compute the association coefficients of the IFSs y_i ($i = 1, 2, \dots, 5$), and then construct an association matrix $C = (c_{ij})_{5 \times 5}$, where $c_{ij} = c_3(y_i, y_j)$, $i, j = 1, 2, \dots, 5$:

$$C = \begin{pmatrix} 1.000 & 0.964 & 0.917 & 0.952 & 0.947 \\ 0.964 & 1.000 & 0.948 & 0.941 & 0.963 \\ 0.917 & 0.948 & 1.000 & 0.946 & 0.957 \\ 0.952 & 0.941 & 0.946 & 1.000 & 0.957 \\ 0.947 & 0.963 & 0.957 & 0.957 & 1.000 \end{pmatrix}$$

Step 2 By Eq. (2.87), we give a detailed analysis with respect to the threshold λ , and then we get all the possible clusters of the combat aircrafts y_i ($i = 1, 2, \dots, 5$):

(1) If $\lambda = 1$, then y_i ($i = 1, 2, \dots, 5$) are grouped into the following nine types:

$$\{y_1\}, \{y_2\}, \{y_3\}, \{y_4\}, \{y_5\}$$

(2) If $\lambda = 0.964$, then by Eq. (2.87), the λ -cutting matrix $C_\lambda = (\lambda c_{ij})_{5 \times 5}$ of C is:

$$C_\lambda = \begin{pmatrix} 1 & 1 & 0 & 0 & 0 \\ 1 & 1 & 0 & 0 & 0 \\ 0 & 0 & 1 & 0 & 0 \\ 0 & 0 & 0 & 1 & 0 \\ 0 & 0 & 0 & 0 & 1 \end{pmatrix}$$

According to Theorem 2.19, we know that C_λ is an equivalent Boole matrix, we can use C_λ to cluster the combat aircrafts y_i ($i = 1, 2, \dots, 5$) directly, and then y_i ($i = 1, 2, \dots, 5$) are grouped into the following four types:

$$\{y_1, y_2\}, \{y_3\}, \{y_4\}, \{y_5\}$$

(3) If $\lambda = 0.963$, then the λ -cutting matrix $C_\lambda = (\lambda c_{ij})_{5 \times 5}$ of C is:

$$C_\lambda = \begin{pmatrix} 1 & 1 & 0 & 0 & 0 \\ 1 & 1 & 0 & 0 & 1 \\ 0 & 0 & 1 & 0 & 0 \\ 0 & 0 & 0 & 1 & 0 \\ 0 & 1 & 0 & 0 & 1 \end{pmatrix}$$

From Theorem 2.19, we know that C_λ is not an equivalent Boole matrix, we should first transform C_λ into an equivalent Boole matrix by changing the element “0” in the special sub-matrices into “1” and get

$$C_\lambda^* = \begin{pmatrix} 1 & 1 & 0 & 0 & 1 \\ 1 & 1 & 0 & 0 & 1 \\ 0 & 0 & 1 & 0 & 0 \\ 0 & 0 & 0 & 1 & 0 \\ 1 & 1 & 0 & 0 & 1 \end{pmatrix}$$

and thus, y_i ($i = 1, 2, \dots, 5$) are grouped into the following three types:

$$\{y_1, y_2, y_5\}, \{y_3\}, \{y_4\}$$

Table 2.13 Comparisons of the derived results

Types	The results derived by Zhao et al. (2012b)'s method	The results developed by Xu et al. (2008)'s method	The results developed by Pelekis et al. (2008)'s method
5	$\{y_1\}, \{y_2\}, \{y_3\}, \{y_4\}, \{y_5\}$	$\{y_1\}, \{y_2\}, \{y_3\}, \{y_4\}, \{y_5\}$	$\{y_1\}, \{y_2\}, \{y_3\}, \{y_4\}, \{y_5\}$
4	$\{y_1, y_2\}, \{y_3\}, \{y_4\}, \{y_5\}$	$\{y_1, y_2\}, \{y_3\}, \{y_4\}, \{y_5\}$	$\{y_2, y_5\}, \{y_1\}, \{y_3\}, \{y_4\}$
3	$\{y_1, y_2, y_5\}, \{y_3\}, \{y_4\}$	$\{y_1, y_2, y_5\}, \{y_3\}, \{y_4\}$	$\{y_2, y_4, y_5\}, \{y_1\}, \{y_3\}$
2			$\{y_1, y_2\}, \{y_3, y_4, y_5\}$
1	$\{y_1, y_2, y_3, y_4, y_5\}$	$\{y_1, y_2, y_3, y_4, y_5\}$	$\{y_1, y_2, y_3, y_4, y_5\}$

(4) If $\lambda = 0.957$, then the λ -cutting matrix $C_\lambda = (\lambda c_{ij})_{5 \times 5}$ of C is:

$$C_\lambda = \begin{pmatrix} 1 & 1 & 0 & 0 & 0 \\ 1 & 1 & 0 & 0 & 1 \\ 0 & 0 & 1 & 0 & 1 \\ 0 & 0 & 0 & 1 & 1 \\ 0 & 1 & 1 & 1 & 1 \end{pmatrix}$$

Similarly, C_λ is not an equivalent Boole matrix, we should first transform C_λ into an equivalent Boole matrix by changing the element “0” in the special sub-matrices into “1” and get

$$C_\lambda^* = \begin{pmatrix} 1 & 1 & 1 & 1 & 1 \\ 1 & 1 & 1 & 1 & 1 \\ 1 & 1 & 1 & 1 & 1 \\ 1 & 1 & 1 & 1 & 1 \\ 1 & 1 & 1 & 1 & 1 \end{pmatrix}$$

and thus, y_i ($i = 1, 2, \dots, 5$) are grouped into the following one type:

$$\{y_1, y_2, y_3, y_4, y_5\}.$$

In the following, some simple comparisons are made among Zhao et al. (2012b)'s method, Xu et al. (2008)'s method which may be regarded as a generalization of Yang and Shih (2001)'s method and Pelekis et al. (2008)'s method in Table 2.13 (Zhao et al. 2012b).

Through Table 2.13, we know that Zhao et al. (2012b)'s method has the same clustering results with those of Xu et al. (2008)'s method, and Pelekis et al. (2008)'s method can make more detailed clustering results.

In order to demonstrate the effectiveness of the intuitionistic fuzzy Boole clustering method, we further conduct an experiment with more samples to compare these methods:

Example 2.9 (Zhao et al. 2012b) Below we first introduce the experimental data sets, and then make a comparison among these methods:

Experimental data sets: Suppose that the military experts evaluate the performance of another group of combat aircrafts y_i ($i = 1, 2, \dots, 10$) according to the attributes G_j ($j = 1, 2, \dots, 7$), and give the data as:

$$\begin{aligned}
 y_1 &= \{\langle G_1, 0.5, 0.3 \rangle, \langle G_2, 0.6, 0.3 \rangle, \langle G_3, 0.4, 0.3 \rangle, \\
 &\quad \langle G_4, 0.8, 0.1 \rangle, \langle G_5, 0.7, 0.2 \rangle, \langle G_6, 0.5, 0.2 \rangle, \langle G_7, 0.4, 0.3 \rangle\} \\
 y_2 &= \{\langle G_1, 0.6, 0.2 \rangle, \langle G_2, 0.5, 0.3 \rangle, \langle G_3, 0.5, 0.2 \rangle, \\
 &\quad \langle G_4, 0.6, 0.2 \rangle, \langle G_5, 0.6, 0.3 \rangle, \langle G_6, 0.6, 0.3 \rangle, \langle G_7, 0.5, 0.2 \rangle\} \\
 y_3 &= \{\langle G_1, 0.7, 0.1 \rangle, \langle G_2, 0.6, 0.3 \rangle, \langle G_3, 0.7, 0.2 \rangle, \\
 &\quad \langle G_4, 0.5, 0.3 \rangle, \langle G_5, 0.5, 0.2 \rangle, \langle G_6, 0.5, 0.2 \rangle, \langle G_7, 0.6, 0.3 \rangle\} \\
 y_4 &= \{\langle G_1, 0.4, 0.3 \rangle, \langle G_2, 0.7, 0.2 \rangle, \langle G_3, 0.5, 0.3 \rangle, \\
 &\quad \langle G_4, 0.6, 0.2 \rangle, \langle G_5, 0.7, 0.1 \rangle, \langle G_6, 0.4, 0.3 \rangle, \langle G_7, 0.7, 0.2 \rangle\} \\
 y_5 &= \{\langle G_1, 0.6, 0.2 \rangle, \langle G_2, 0.6, 0.3 \rangle, \langle G_3, 0.6, 0.2 \rangle, \\
 &\quad \langle G_4, 0.5, 0.3 \rangle, \langle G_5, 0.8, 0.1 \rangle, \langle G_6, 0.6, 0.1 \rangle, \langle G_7, 0.6, 0.1 \rangle\} \\
 y_6 &= \{\langle G_1, 0.8, 0.1 \rangle, \langle G_2, 0.5, 0.2 \rangle, \langle G_3, 0.7, 0.1 \rangle, \\
 &\quad \langle G_4, 0.7, 0.1 \rangle, \langle G_5, 0.7, 0.2 \rangle, \langle G_6, 0.8, 0.1 \rangle, \langle G_7, 0.7, 0.2 \rangle\} \\
 y_7 &= \{\langle G_1, 0.7, 0.2 \rangle, \langle G_2, 0.6, 0.3 \rangle, \langle G_3, 0.8, 0.1 \rangle, \\
 &\quad \langle G_4, 0.8, 0.1 \rangle, \langle G_5, 0.6, 0.3 \rangle, \langle G_6, 0.5, 0.4 \rangle, \langle G_7, 0.8, 0.1 \rangle\} \\
 y_8 &= \{\langle G_1, 0.5, 0.2 \rangle, \langle G_2, 0.7, 0.2 \rangle, \langle G_3, 0.7, 0.2 \rangle, \\
 &\quad \langle G_4, 0.6, 0.2 \rangle, \langle G_5, 0.5, 0.3 \rangle, \langle G_6, 0.7, 0.1 \rangle, \langle G_7, 0.6, 0.2 \rangle\} \\
 y_9 &= \{\langle G_1, 0.6, 0.2 \rangle, \langle G_2, 0.5, 0.3 \rangle, \langle G_3, 0.6, 0.3 \rangle, \\
 &\quad \langle G_4, 0.5, 0.2 \rangle, \langle G_5, 0.8, 0.1 \rangle, \langle G_6, 0.8, 0.1 \rangle, \langle G_7, 0.5, 0.2 \rangle\} \\
 y_{10} &= \{\langle G_1, 0.9, 0.0 \rangle, \langle G_2, 0.9, 0.1 \rangle, \langle G_3, 0.8, 0.1 \rangle, \\
 &\quad \langle G_4, 0.7, 0.2 \rangle, \langle G_5, 0.5, 0.15 \rangle, \langle G_6, 0.3, 0.65 \rangle, \langle G_7, 0.15, 0.75 \rangle\}
 \end{aligned}$$

Comparison results among these methods are listed in Table 2.14 (Zhao et al. 2012b).

Again we can see from Table 2.14 that Zhao et al. (2012b)'s method has the same clustering results with those of Xu et al. (2008)'s method, and Pelekis et al. (2008)'s method can make more detailed clustering results. It is worthy of pointing out that the clustering results of Zhao et al. (2012b)'s method are exactly the same with those of Xu et al. (2008)'s method, but Zhao et al. (2012b)'s method does not need to use the transitive closure technique to calculate the equivalent matrix of the association matrix, and thus requires much less computational effort than Xu et al. (2008)'s method. Let's examine into the computing process of the two methods: whether in Xu et al. (2008)'s method or Zhao et al. (2012b)'s method, the clustering processes are all based on λ -cutting matrix. Before getting the λ -cutting matrix, Xu et al. (2008) first transformed the intuitionistic fuzzy association matrix into

Table 2.14 Comparisons of the clustering results

Types	The results derived by Zhao et al. (2012b)'s method	The results developed by Xu et al. (2008)'s method	The results developed by Pelekis et al. (2008)'s method
10	$\{y_1\}, \{y_2\}, \{y_3\}, \{y_4\}, \{y_5\}, \{y_6\}, \{y_7\},$ $\{y_8\}, \{y_9\}, \{y_{10}\}$	$\{y_1\}, \{y_2\}, \{y_3\}, \{y_4\}, \{y_5\}, \{y_6\}, \{y_7\},$ $\{y_8\}, \{y_9\}, \{y_{10}\}$	$\{y_1\}, \{y_2\}, \{y_3\}, \{y_4\}, \{y_5\}, \{y_6\}, \{y_7\},$ $\{y_8\}, \{y_9\}, \{y_{10}\}$
9	$\{y_5, y_9\}, \{y_1\}, \{y_2\}, \{y_3\}, \{y_4\}, \{y_6\},$ $\{y_7\}, \{y_8\}, \{y_{10}\}$	$\{y_5, y_9\}, \{y_1\}, \{y_2\}, \{y_3\}, \{y_4\}, \{y_6\},$ $\{y_7\}, \{y_8\}, \{y_{10}\}$	$\{y_5, y_9\}, \{y_1\}, \{y_2\}, \{y_3\}, \{y_4\}, \{y_6\}, \{y_7\},$ $\{y_8\}, \{y_{10}\}$
8	$\{y_3, y_8\}, \{y_5, y_9\}, \{y_1\}, \{y_2\}, \{y_4\},$ $\{y_6\}, \{y_7\}, \{y_{10}\}$	$\{y_3, y_8\}, \{y_5, y_9\}, \{y_1\}, \{y_2\}, \{y_4\}, \{y_6\},$ $\{y_7\}, \{y_{10}\}$	$\{y_1, y_4\}, \{y_5, y_9\}, \{y_2\}, \{y_3\}, \{y_6\}, \{y_7\},$ $\{y_8\}, \{y_{10}\}$
7			$\{y_1, y_4\}, \{y_2, y_8\}, \{y_5, y_9\}, \{y_3\}, \{y_6\},$ $\{y_7\}, \{y_{10}\}$
6	$\{y_1, y_2, y_5, y_9\}, \{y_3, y_8\}, \{y_4\}, \{y_6\}, \{y_7\},$ $\{y_{10}\}$	$\{y_1, y_2, y_5, y_9\}, \{y_3, y_8\}, \{y_4\}, \{y_6\}, \{y_7\},$ $\{y_{10}\}$	$\{y_1, y_4\}, \{y_3, y_8\}, \{y_5, y_6, y_9\}, \{y_2\}, \{y_7\},$ $\{y_{10}\}$
5	$\{y_1, y_2, y_5, y_6, y_9\}, \{y_3, y_8\}, \{y_4\}, \{y_7\},$ $\{y_{10}\}$	$\{y_1, y_2, y_5, y_6, y_9\}, \{y_3, y_8\}, \{y_4\}, \{y_7\},$ $\{y_{10}\}$	$\{y_1, y_4\}, \{y_2, y_3, y_8\}, \{y_5, y_6, y_9\},$ $\{y_7\}, \{y_{10}\}$
4	$\{y_1, y_2, y_3, y_5, y_6, y_8, y_9\}, \{y_4\}, \{y_7\},$ $\{y_{10}\}$	$\{y_1, y_2, y_3, y_5, y_6, y_8, y_9\}, \{y_4\}, \{y_7\},$ $\{y_{10}\}$	$\{y_1, y_4\}, \{y_3, y_7, y_8\}, \{y_2, y_5, y_6, y_9\},$ $\{y_{10}\}$
3	$\{y_1, y_2, y_3, y_4, y_5, y_6, y_8, y_9\}, \{y_7\}, \{y_{10}\}$	$\{y_1, y_2, y_3, y_4, y_5, y_6, y_8, y_9\}, \{y_7\}, \{y_{10}\}$	$\{y_1, y_2, y_5, y_6, y_9\}, \{y_3, y_4, y_7, y_8\}, \{y_{10}\}$
2	$\{y_1, y_2, y_3, y_4, y_5, y_6, y_7, y_8, y_9\}, \{y_{10}\}$	$\{y_1, y_2, y_3, y_4, y_5, y_6, y_7, y_8, y_9\}, \{y_{10}\}$	$\{y_1, y_2, y_3, y_4, y_5, y_6, y_7, y_8, y_9\}, \{y_{10}\}$
1	$\{y_1, y_2, y_3, y_4, y_5, y_6, y_7, y_8, y_9, y_{10}\}$	$\{y_1, y_2, y_3, y_4, y_5, y_6, y_7, y_8, y_9, y_{10}\}$	$\{y_1, y_2, y_3, y_4, y_5, y_6, y_7, y_8, y_9, y_{10}\}$

an intuitionistic fuzzy equivalent association matrix by transitive closure technique, which needs lots of computational effort. In Zhao et al. (2012b)'s method, we get the λ -cutting matrix directly from the intuitionistic fuzzy association matrix.

Furthermore, Let m and n represent the amount of alternatives and attributes respectively. Then the computational complexity of our method is $O(nm^2)$, Xu et al. (2008)'s method is $O((1+k)nm^2)$ where k (usually, $k \geq 2$) represents the transfer times until we get the equivalent matrix, and Pelekis et al. (2008)'s method is $O(nm^2 + jcm)$ where c is the number of the clusters, j is the times of judgment if $\|U^{j+1} - U^j\|_F > \varepsilon$ is valid.

In summary, Xu et al. (2008)'s method and Pelekis et al. (2008)'s method have relatively high computational complexity, which indeed motivates the intuitionistic fuzzy Boole clustering method given by Zhao et al. (2012b).

Furthermore, from Examples 2.8 and 2.9, we can see that the clustering results have much to do with the threshold λ , the smaller the confidence level λ is, the more detailed the clustering will be.

Either in Example 2.8 or in Example 2.9, we all use the association coefficient Eq. (2.159) but not Eq. (2.157), the reason is that Eq. (2.157) cannot guarantee the necessity in the condition (2) of Definition 2.31 and omits the hesitation degree, which may lead to the incorrect results. The following example shows these ideas:

Example 2.10 (Zhao et al. 2012b) Suppose that the military experts evaluate the performance of another group of combat aircrafts y_i ($i = 1, 2, \dots, 9$) according to the attributes G_j ($j = 1, 2, \dots, 7$), and give the data as:

$$\begin{aligned}
 y_1 &= \{\langle G_1, 0.5, 0.3 \rangle, \langle G_2, 0.6, 0.3 \rangle, \langle G_3, 0.4, 0.3 \rangle, \\
 &\quad \langle G_4, 0.8, 0.1 \rangle, \langle G_5, 0.7, 0.2 \rangle, \langle G_6, 0.5, 0.2 \rangle, \langle G_7, 0.4, 0.3 \rangle\} \\
 y_2 &= \{\langle G_1, 0.6, 0.2 \rangle, \langle G_2, 0.5, 0.3 \rangle, \langle G_3, 0.5, 0.2 \rangle, \\
 &\quad \langle G_4, 0.6, 0.2 \rangle, \langle G_5, 0.6, 0.3 \rangle, \langle G_6, 0.6, 0.3 \rangle, \langle G_7, 0.5, 0.2 \rangle\} \\
 y_3 &= \{\langle G_1, 0.7, 0.1 \rangle, \langle G_2, 0.6, 0.3 \rangle, \langle G_3, 0.7, 0.2 \rangle, \\
 &\quad \langle G_4, 0.5, 0.3 \rangle, \langle G_5, 0.5, 0.2 \rangle, \langle G_6, 0.5, 0.2 \rangle, \langle G_7, 0.6, 0.3 \rangle\} \\
 y_4 &= \{\langle G_1, 0.4, 0.3 \rangle, \langle G_2, 0.7, 0.2 \rangle, \langle G_3, 0.5, 0.3 \rangle, \\
 &\quad \langle G_4, 0.6, 0.2 \rangle, \langle G_5, 0.7, 0.1 \rangle, \langle G_6, 0.4, 0.3 \rangle, \langle G_7, 0.7, 0.2 \rangle\} \\
 y_5 &= \{\langle G_1, 0.6, 0.2 \rangle, \langle G_2, 0.6, 0.3 \rangle, \langle G_3, 0.6, 0.2 \rangle, \\
 &\quad \langle G_4, 0.5, 0.3 \rangle, \langle G_5, 0.8, 0.1 \rangle, \langle G_6, 0.6, 0.1 \rangle, \langle G_7, 0.6, 0.1 \rangle\} \\
 y_6 &= \{\langle G_1, 0.8, 0.1 \rangle, \langle G_2, 0.5, 0.2 \rangle, \langle G_3, 0.7, 0.1 \rangle, \\
 &\quad \langle G_4, 0.7, 0.1 \rangle, \langle G_5, 0.7, 0.2 \rangle, \langle G_6, 0.8, 0.1 \rangle, \langle G_7, 0.7, 0.2 \rangle\} \\
 y_7 &= \{\langle G_1, 0.7, 0.2 \rangle, \langle G_2, 0.6, 0.3 \rangle, \langle G_3, 0.8, 0.1 \rangle, \\
 &\quad \langle G_4, 0.8, 0.1 \rangle, \langle G_5, 0.6, 0.3 \rangle, \langle G_6, 0.5, 0.4 \rangle, \langle G_7, 0.8, 0.1 \rangle\} \\
 y_8 &= \{\langle G_1, 0.5, 0.2 \rangle, \langle G_2, 0.7, 0.2 \rangle, \langle G_3, 0.7, 0.2 \rangle, \\
 &\quad \langle G_4, 0.6, 0.2 \rangle, \langle G_5, 0.5, 0.3 \rangle, \langle G_6, 0.7, 0.1 \rangle, \langle G_7, 0.6, 0.2 \rangle\} \\
 y_9 &= \{\langle G_1, 0.6, 0.2 \rangle, \langle G_2, 0.5, 0.3 \rangle, \langle G_3, 0.6, 0.3 \rangle, \\
 &\quad \langle G_4, 0.5, 0.2 \rangle, \langle G_5, 0.8, 0.1 \rangle, \langle G_6, 0.8, 0.1 \rangle, \langle G_7, 0.5, 0.2 \rangle\}
 \end{aligned}$$

If we use Eq.(2.157) to compute the association coefficients of the IFSs y_i ($i = 1, 2, \dots, 9$), then the association matrix $C = (c_{ij})_{6 \times 6}$, where $c_{ij} = c_1(y_i, y_j)$, $i, j = 1, 2, \dots, 9$ will be:

$$C = \begin{pmatrix} 1.000 & 0.971 & 0.931 & 0.960 & 0.945 & 0.933 & 0.934 & 0.943 & 0.948 \\ 0.971 & 1.000 & 0.973 & 0.956 & 0.970 & 0.970 & 0.971 & 0.972 & 0.970 \\ 0.931 & 0.973 & 1.000 & 0.945 & 0.968 & 0.964 & 0.965 & 0.973 & 0.953 \\ 0.960 & 0.956 & 0.945 & 1.000 & 0.962 & 0.923 & 0.952 & 0.950 & 0.938 \\ 0.945 & 0.970 & 0.968 & 0.962 & 1.000 & 0.967 & 0.946 & 0.965 & 0.985 \\ 0.933 & 0.970 & 0.964 & 0.923 & 0.967 & 1.000 & 0.963 & 0.969 & 0.971 \\ 0.934 & 0.971 & 0.965 & 0.952 & 0.946 & 0.963 & 1.000 & 0.960 & 0.923 \\ 0.943 & 0.972 & 0.973 & 0.950 & 0.965 & 0.969 & 0.960 & 1.000 & 0.960 \\ 0.948 & 0.970 & 0.953 & 0.938 & 0.985 & 0.971 & 0.923 & 0.960 & 1.000 \end{pmatrix}$$

If we use Eq.(2.159) to compute the association coefficients of the IFSs y_i ($i = 1, 2, \dots, 9$), then the association matrix $C = (c_{ij})_{m \times m}$, where $c_{ij} = c_3(y_i, y_j)$, $i, j = 1, 2, \dots, 9$ will be:

$$C = \begin{pmatrix} 1.000 & 0.964 & 0.917 & 0.952 & 0.947 & 0.914 & 0.914 & 0.934 & 0.933 \\ 0.964 & 1.000 & 0.948 & 0.941 & 0.963 & 0.959 & 0.950 & 0.959 & 0.964 \\ 0.917 & 0.948 & 1.000 & 0.946 & 0.957 & 0.945 & 0.948 & 0.969 & 0.936 \\ 0.952 & 0.941 & 0.946 & 1.000 & 0.957 & 0.908 & 0.934 & 0.950 & 0.923 \\ 0.947 & 0.963 & 0.957 & 0.957 & 1.000 & 0.950 & 0.930 & 0.960 & 0.976 \\ 0.914 & 0.959 & 0.945 & 0.908 & 0.950 & 1.000 & 0.956 & 0.953 & 0.961 \\ 0.914 & 0.950 & 0.948 & 0.934 & 0.930 & 0.956 & 1.000 & 0.947 & 0.911 \\ 0.934 & 0.959 & 0.969 & 0.950 & 0.960 & 0.953 & 0.947 & 1.000 & 0.955 \\ 0.933 & 0.964 & 0.936 & 0.923 & 0.976 & 0.961 & 0.911 & 0.955 & 1.000 \end{pmatrix}$$

Based on the above two association matrices, using the intuitionistic fuzzy Boole clustering method, we can make comparisons between the clustering results of the two association coefficients (See Table 2.15) (Zhao et al. 2012b).

We can see from Table 2.15 that Eq.(2.159) can derive more detailed clustering results than Eq.(2.157). Since Eq.(2.157) cannot guarantee the necessity in the condition (2) of Definition 2.31, and omits the hesitation degree, some information may be missing. Namely, Eq.(2.157) cannot reflect all the information that the intuitionistic fuzzy data contains. Considering the stated reasons above, it is not hard for us to comprehend why Eq.(2.159) can get more detailed types than Eq.(2.157). Therefore, Compared to Eq.(2.157), Eq.(2.159) has much more potential for practical applications.

Table 2.15 Comparisons of the clustering results of Eqs. (2.157) and (2.159)

Types	The clustering result using Eq. (2.157)	The clustering result using Eq. (2.159)
9	$\{y_1\}, \{y_2\}, \{y_3\}, \{y_4\}, \{y_5\}, \{y_6\}, \{y_7\}, \{y_8\}, \{y_9\}$	$\{y_1\}, \{y_2\}, \{y_3\}, \{y_4\}, \{y_5\}, \{y_6\}, \{y_7\}, \{y_8\}, \{y_9\}$
8	$\{y_5, y_9\}, \{y_1\}, \{y_2\}, \{y_3\}, \{y_4\}, \{y_6\}, \{y_7\}, \{y_8\}$	$\{y_5, y_9\}, \{y_1\}, \{y_2\}, \{y_3\}, \{y_4\}, \{y_6\}, \{y_7\}, \{y_8\}$
7		$\{y_3, y_8\}, \{y_5, y_9\}, \{y_1\}, \{y_2\}, \{y_4\}, \{y_6\}, \{y_7\}$
6	$\{y_1\}, \{y_2, y_3, y_8\}, \{y_5, y_9\}, \{y_4\}, \{y_6\}, \{y_7\}$	
5		$\{y_1, y_2, y_5, y_9\}, \{y_3, y_8\}, \{y_4\}, \{y_6\}, \{y_7\}$
4		$\{y_1, y_2, y_5, y_6, y_9\}, \{y_3, y_8\}, \{y_4\}, \{y_7\}$
3	$\{y_1, y_2, y_3, y_7, y_8\}, \{y_5, y_6, y_9\}, \{y_4\}$	$\{y_1, y_2, y_3, y_5, y_6, y_8, y_9\}, \{y_4\}, \{y_7\}$
2	$\{y_1, y_2, y_3, y_5, y_6, y_7, y_8, y_9\}, \{y_4\}$	$\{y_1, y_2, y_3, y_4, y_5, y_6, y_8, y_9\}, \{y_7\}$
1	$\{y_1, y_2, y_3, y_4, y_5, y_6, y_7, y_8, y_9\}$	$\{y_1, y_2, y_3, y_4, y_5, y_6, y_7, y_8, y_9\}$

2.7.4 Interval-Valued Intuitionistic Fuzzy Clustering Algorithm

Let $IVIFS(X)$ be the set of all IVIFSs over X , Xu et al. (2008) defined the concept of association coefficient between two IVIFS as follows:

Definition 2.32 (Xu et al. 2008) Let \dot{c} be a mapping $\dot{c}: (IVIFS(X))^2 \rightarrow [0, 1]$, then the association coefficient between two IVIFSs \tilde{A} and \tilde{B} is defined as $\dot{c}(\tilde{A}, \tilde{B})$, which satisfies the following conditions: (1) $0 \leq \dot{c}(\tilde{A}, \tilde{B}) \leq 1$; (2) $\dot{c}(\tilde{A}, \tilde{B}) = 1$ if and only if $\tilde{A} = \tilde{B}$; and (3) $\dot{c}(\tilde{A}, \tilde{B}) = \dot{c}(\tilde{B}, \tilde{A})$.

In the case where $X = \{x_1, x_2, \dots, x_n\}$ is a discrete universe of discourse, we extend $c_3(A, B)$ to IVIFSs to calculate the association coefficient between two IVIFSs \tilde{A} and \tilde{B} as below:

$$\dot{c}_7(\tilde{A}, \tilde{B}) = \frac{\sum_{j=1}^n f_{\tilde{A}, \tilde{B}}(x_j)}{\sqrt{\sum_{j=1}^n g_{\tilde{A}}(x_j) \cdot \sum_{j=1}^n g_{\tilde{B}}(x_j)}} \quad (2.168)$$

where

$$\begin{aligned} g_{\tilde{A}}(x_j) = & \left(\mu_{\tilde{A}}^-(x_j)\right)^2 + \left(v_{\tilde{A}}^-(x_j)\right)^2 + \left(\pi_{\tilde{A}}^-(x_j)\right)^2 + \left(\mu_{\tilde{A}}^+(x_j)\right)^2 \\ & + \left(v_{\tilde{A}}^+(x_j)\right)^2 + \left(\pi_{\tilde{A}}^+(x_j)\right)^2 \end{aligned} \quad (2.169)$$

$$\begin{aligned}
g_{\tilde{B}}^{-}(x_j) &= \left(\mu_{\tilde{B}}^{-}(x_j)\right)^2 + \left(v_{\tilde{B}}^{-}(x_j)\right)^2 + \left(\pi_{\tilde{B}}^{-}(x_j)\right)^2 + \left(\mu_{\tilde{B}}^{+}(x_j)\right)^2 \\
&\quad + \left(v_{\tilde{B}}^{+}(x_j)\right)^2 + \left(\pi_{\tilde{B}}^{+}(x_j)\right)^2
\end{aligned} \tag{2.170}$$

$$\begin{aligned}
f_{\tilde{A}, \tilde{B}}(x_j) &= \mu_{\tilde{A}}^{-}(x_j) \mu_{\tilde{B}}^{-}(x_j) + v_{\tilde{A}}^{-}(x_j) v_{\tilde{B}}^{-}(x_j) \\
&\quad + \pi_{\tilde{A}}^{-}(x_j) \pi_{\tilde{B}}^{-}(x_j) + \mu_{\tilde{A}}^{+}(x_j) \mu_{\tilde{B}}^{+}(x_j) \\
&\quad + v_{\tilde{A}}^{+}(x_j) v_{\tilde{B}}^{+}(x_j) + \pi_{\tilde{A}}^{+}(x_j) \pi_{\tilde{B}}^{+}(x_j)
\end{aligned} \tag{2.171}$$

If we need to consider the weights of the element $x_i \in X$, then Eq. (2.166) can be extended to its weighted counterpart:

$$\dot{c}_8(\tilde{A}, \tilde{B}) = \frac{\sum_{j=1}^n w_j f_{\tilde{A}, \tilde{B}}(x_j)}{\sqrt{\sum_{j=1}^n w_j g_{\tilde{A}}(x_j) \cdot \sum_{j=1}^n w_j g_{\tilde{B}}(x_j)}} \tag{2.172}$$

where $w = (w_1, w_2, \dots, w_n)^T$ is the weight vector of x_i ($i = 1, 2, \dots, n$), with $w_j \geq 0, i = 1, 2, \dots, n$ and $\sum_{j=1}^n w_j = 1$. If $w_1 = w_2 = \dots = w_n = 1/n$, then Eq. (2.172) reduces to Eq. (2.168).

In the following, we prove that Eq. (2.172) satisfies all the conditions of Definition 2.32:

Proof Since $\tilde{A}, \tilde{B} \in \text{IVIFS}(X)$, then

$$\begin{aligned}
0 \leq \mu_{\tilde{A}}^{-}(x_j) \leq \mu_{\tilde{A}}^{+}(x_j) \leq 1, 0 \leq v_{\tilde{A}}^{-}(x_j) \leq v_{\tilde{A}}^{+}(x_j) \leq 1, 0 \leq \pi_{\tilde{A}}^{-}(x_j) \leq \pi_{\tilde{A}}^{+}(x_j) \leq 1, \\
\text{for all } x_j \in X
\end{aligned} \tag{2.173}$$

$$\begin{aligned}
0 \leq \mu_{\tilde{B}}^{-}(x_j) \leq \mu_{\tilde{B}}^{+}(x_j) \leq 1, 0 \leq v_{\tilde{B}}^{-}(x_j) \leq v_{\tilde{B}}^{+}(x_j) \leq 1, 0 \leq \pi_{\tilde{B}}^{-}(x_j) \leq \pi_{\tilde{B}}^{+}(x_j) \leq 1, \\
\text{for all } x_j \in X
\end{aligned} \tag{2.174}$$

and thus, by Eq. (2.172), we get $\dot{c}_8(\tilde{A}, \tilde{B}) \geq 0$. According to the famous Cauchy-Schwarz inequality Eq. (2.160), we have

$$\sum_{j=1}^n w_j f_{\tilde{A}, \tilde{B}}(x_j) \leq \sqrt{\left(\sum_{j=1}^n w_j g_{\tilde{A}}(x_j)\right) \left(\sum_{j=1}^n w_j g_{\tilde{B}}(x_j)\right)} \tag{2.175}$$

and thus, $\dot{c}_8(\tilde{A}, \tilde{B}) \leq 1$ with equality if and only if there exists a nonzero real number λ , such that

$$\begin{aligned}
\mu_{\tilde{A}}^{-}(x_j) &= \lambda \mu_{\tilde{B}}^{-}(x_j), \mu_{\tilde{A}}^{+}(x_j) = \lambda \mu_{\tilde{B}}^{+}(x_j), v_{\tilde{A}}^{-}(x_j) = \lambda v_{\tilde{B}}^{-}(x_j) \\
v_{\tilde{A}}^{+}(x_j) &= \lambda v_{\tilde{B}}^{+}(x_j), \pi_{\tilde{A}}^{-}(x_j) = \lambda \pi_{\tilde{B}}^{-}(x_j), \pi_{\tilde{A}}^{+}(x_j) = \lambda \pi_{\tilde{B}}^{+}(x_j) \\
&\text{for all } x_j \in X
\end{aligned} \tag{2.176}$$

while because

$$\pi_{\tilde{A}}^{-}(x_j) = 1 - \mu_{\tilde{A}}^{+}(x_j) - v_{\tilde{A}}^{+}(x_j), \pi_{\tilde{A}}^{+}(x_j) = 1 - \mu_{\tilde{A}}^{-}(x_j) - v_{\tilde{A}}^{-}(x_j), \text{ for all } x_j \in X \tag{2.177}$$

$$\pi_{\tilde{B}}^{-}(x_j) = 1 - \mu_{\tilde{B}}^{+}(x_j) - v_{\tilde{B}}^{+}(x_j), \pi_{\tilde{B}}^{+}(x_j) = 1 - \mu_{\tilde{B}}^{-}(x_j) - v_{\tilde{B}}^{-}(x_j), \text{ for all } x_j \in X \tag{2.178}$$

Then by Eq. (2.178), we have $\lambda = 1$, i.e., $\tilde{A} = \tilde{B}$, which completes the proofs of the conditions (1) and (2) in Definition 2.32. Furthermore, by Eq. (2.172), we have

$$\begin{aligned}
\dot{c}_8(\tilde{A}, \tilde{B}) &= \frac{\sum_{j=1}^n w_j f_{\tilde{A}, \tilde{B}}(x_j)}{\sqrt{\sum_{j=1}^n w_j g_{\tilde{A}}(x_j) \cdot \sum_{j=1}^n w_j g_{\tilde{B}}(x_j)}} \\
&= \frac{\sum_{j=1}^n w_j f_{\tilde{B}, \tilde{A}}(x_j)}{\sqrt{\sum_{j=1}^n w_j g_{\tilde{B}}(x_j) \cdot \sum_{j=1}^n w_j g_{\tilde{A}}(x_j)}} = \dot{c}_8(\tilde{B}, \tilde{A})
\end{aligned} \tag{2.179}$$

Thus, we can prove that $\dot{c}_8(\tilde{A}, \tilde{B})$ also satisfies the condition (3) of Definition 2.32.

If the universe of discourse, X , is continuous and the weight of the element $x \in X = [a, b]$ is $w(x)$, where $w(x) \geq 0$ and $\int_a^b w(x) dx = 1$, then we get the continuous form of Eq. (2.172):

$$\dot{c}_9(\tilde{A}, \tilde{B}) = \frac{\int_a^b w(x) f_{\tilde{A}, \tilde{B}}(x) dx}{\sqrt{\int_a^b w(x) g_{\tilde{A}}(x) dx \cdot \int_a^b w(x) g_{\tilde{B}}(x) dx}} \tag{2.180}$$

where

$$g_{\tilde{A}}(x) = \left(\mu_{\tilde{A}}^{-}(x)\right)^2 + \left(v_{\tilde{A}}^{-}(x)\right)^2 + \left(\pi_{\tilde{A}}^{-}(x)\right)^2 + \left(\mu_{\tilde{A}}^{+}(x)\right)^2 + \left(v_{\tilde{A}}^{+}(x)\right)^2 + \left(\pi_{\tilde{A}}^{+}(x)\right)^2 \tag{2.181}$$

$$g_{\tilde{B}}(x) = \left(\mu_{\tilde{B}}^{-}(x)\right)^2 + \left(v_{\tilde{B}}^{-}(x)\right)^2 + \left(\pi_{\tilde{B}}^{-}(x)\right)^2 + \left(\mu_{\tilde{B}}^{+}(x)\right)^2 + \left(v_{\tilde{B}}^{+}(x)\right)^2 + \left(\pi_{\tilde{B}}^{+}(x)\right)^2 \tag{2.182}$$

$$\begin{aligned}
f_{\tilde{A}, \tilde{B}}(x_j) &= \mu_{\tilde{A}}^{-}(x) \mu_{\tilde{B}}^{-}(x) + v_{\tilde{A}}^{-}(x) v_{\tilde{B}}^{-}(x) + \pi_{\tilde{A}}^{-}(x) \pi_{\tilde{B}}^{-}(x) + \mu_{\tilde{A}}^{+}(x) \mu_{\tilde{B}}^{+}(x) \\
&\quad + v_{\tilde{A}}^{+}(x) v_{\tilde{B}}^{+}(x) + \pi_{\tilde{A}}^{+}(x) \pi_{\tilde{B}}^{+}(x)
\end{aligned} \tag{2.183}$$

If all the elements have the same importance, then Eq. (2.181) reduces to

$$\dot{c}_{10}(\tilde{A}, \tilde{B}) = \frac{\int_a^b f_{\tilde{A}, \tilde{B}}(x) dx}{\sqrt{\int_a^b g_{\tilde{A}}(x) dx \cdot \int_a^b g_{\tilde{B}}(x) dx}} \quad (2.184)$$

For convenience, we introduce the concept of interval-valued intuitionistic fuzzy association matrix:

Definition 2.33 (Xu et al. 2008) Let \tilde{A}_j ($j = 1, 2, \dots, m$) be m IVIFSs, then $\dot{C} = (\dot{c}_{ij})_{m \times m}$ is called an association matrix, where $\dot{c}_{ij} = \dot{c}(\tilde{A}_i, \tilde{A}_j)$ is the interval-valued intuitionistic fuzzy association coefficient of \tilde{A}_i and \tilde{A}_j , which has the following properties: (1) $0 \leq \dot{c}_{ij} \leq 1$ for all $i, j = 1, 2, \dots, m$; (2) $\dot{c}_{ij} = 1$ if and only if $\tilde{A}_i = \tilde{A}_j$; and (3) $\dot{c}_{ij} = \dot{c}_{ji}$, for all $i, j = 1, 2, \dots, m$.

Based on the definition above, in what follows, we introduce an algorithm for clustering IVIFSs (Zhao et al. 2012b):

Algorithm 2.13

Step 1 Use Eqs. (2.168) or (2.172) (if the weights of the attributes are the same, we use Eq. (2.168); otherwise, we use Eq. (2.172)) to calculate the association coefficients of the IVIFSs \tilde{A}_j ($j = 1, 2, \dots, m$), and then construct an association matrix $\dot{C} = (\dot{c}_{ij})_{m \times m}$, where $\dot{c}_{ij} = \dot{c}_7(\tilde{A}_i, \tilde{A}_j)$ or $\dot{c}_{ij} = \dot{c}_8(\tilde{A}_i, \tilde{A}_j)$, $i, j = 1, 2, \dots, m$.

Step 2 Construct a λ -cutting matrix $\dot{C}_\lambda = (\lambda \dot{c}_{ij})_{m \times m}$ of \dot{C} by using Eq. (2.87).

Step 3 See Algorithm 2.12.

Step 4 See Algorithm 2.12.

Step 5 End.

Example 2.11 (Zhao et al. 2012b) Suppose that there are six samples y_i ($i = 1, 2, \dots, 6$) to be classified. According to the attributes G_i ($i = 1, 2$), their attribute values are expressed by IVIFSs as follows:

$$\begin{aligned} y_1 &= \{\langle G_1, [0.60, 0.80], [0.10, 0.20] \rangle, \langle G_2, [0.50, 0.70], [0.10, 0.30] \rangle\} \\ y_2 &= \{\langle G_1, [0.30, 0.50], [0.25, 0.45] \rangle, \langle G_2, [0.70, 0.85], [0.00, 0.15] \rangle\} \\ y_3 &= \{\langle G_1, [0.45, 0.65], [0.15, 0.35] \rangle, \langle G_2, [0.60, 0.80], [0.05, 0.20] \rangle\} \\ y_4 &= \{\langle G_1, [0.34, 0.54], [0.25, 0.45] \rangle, \langle G_2, [0.50, 0.70], [0.10, 0.30] \rangle\} \\ y_5 &= \{\langle G_1, [0.40, 0.60], [0.25, 0.40] \rangle, \langle G_2, [0.65, 0.80], [0.10, 0.20] \rangle\} \\ y_6 &= \{\langle G_1, [0.45, 0.65], [0.15, 0.35] \rangle, \langle G_2, [0.47, 0.67], [0.05, 0.25] \rangle\} \end{aligned}$$

Suppose that the weights of the attributes G_j ($j = 1, 2$) are equal, now we utilize Algorithm 2.13 to group these samples y_i ($i = 1, 2, \dots, 6$):

Step 1 Use Eq. (2.168) to compute the association coefficients of the IFSSs y_i ($i = 1, 2, \dots, 6$), and then construct an association matrix $C = (c_{ij})_{6 \times 6}$, where $c_{ij} = \dot{c}_7(y_i, y_j)$, $i, j = 1, 2, \dots, 6$:

$$C = \begin{pmatrix} 1.000 & 0.908 & 0.973 & 0.944 & 0.950 & 0.977 \\ 0.908 & 1.000 & 0.979 & 0.975 & 0.987 & 0.950 \\ 0.973 & 0.979 & 1.000 & 0.982 & 0.992 & 0.986 \\ 0.944 & 0.975 & 0.982 & 1.000 & 0.981 & 0.983 \\ 0.950 & 0.987 & 0.992 & 0.981 & 1.000 & 0.967 \\ 0.977 & 0.950 & 0.986 & 0.983 & 0.967 & 1.000 \end{pmatrix}$$

Step 2 By Eq. (2.87) we give a detailed analysis with respect to the threshold λ , and then we get all the possible clusters of the samples y_i ($i = 1, 2, \dots, 6$):

(1) If $\lambda = 1$, then y_i ($i = 1, 2, \dots, 6$) are grouped into the following six types:

$$\{y_1\}, \{y_2\}, \{y_3\}, \{y_4\}, \{y_5\}, \{y_6\}$$

(2) If $\lambda = 0.992$, then by Eq. (2.87), the λ -cutting matrix $C_\lambda = (\lambda c_{ij})_{m \times m}$ of C is:

$$C_\lambda = \begin{pmatrix} 1 & 0 & 0 & 0 & 0 & 0 \\ 0 & 1 & 0 & 0 & 0 & 0 \\ 0 & 0 & 1 & 0 & 1 & 0 \\ 0 & 0 & 0 & 1 & 0 & 0 \\ 0 & 0 & 1 & 0 & 1 & 0 \\ 0 & 0 & 0 & 0 & 0 & 1 \end{pmatrix}$$

According to Theorem 2.19, we know that C_λ is an equivalent Boole matrix, we can use C_λ to cluster the samples y_i ($i = 1, 2, \dots, 6$) directly, and then y_i ($i = 1, 2, \dots, 6$) are grouped into the following five types:

$$\{y_1\}, \{y_2\}, \{y_3, y_5\}, \{y_4\}, \{y_6\}$$

(3) If $\lambda = 0.987$, then the λ -cutting matrix $C_\lambda = (\lambda c_{ij})_{m \times m}$ of C is:

$$C_\lambda = \begin{pmatrix} 1 & 0 & 0 & 0 & 0 & 0 \\ 0 & 1 & 0 & 0 & 1 & 0 \\ 0 & 0 & 1 & 0 & 1 & 0 \\ 0 & 0 & 0 & 1 & 0 & 0 \\ 0 & 1 & 1 & 0 & 1 & 0 \\ 0 & 0 & 0 & 0 & 0 & 1 \end{pmatrix}$$

Similar to (2), y_i ($i = 1, 2, \dots, 6$) are grouped into the following four types:

$$\{y_1\}, \{y_2, y_3, y_5\}, \{y_4\}, \{y_6\}$$

(4) If $\lambda = 0.986$, then the λ -cutting matrix $C_\lambda = (\lambda c_{ij})_{m \times m}$ of C is:

$$C_\lambda = \begin{pmatrix} 1 & 0 & 0 & 0 & 0 & 0 \\ 0 & 1 & 0 & 0 & 1 & 0 \\ 0 & 0 & 1 & 0 & 1 & 1 \\ 0 & 0 & 0 & 1 & 0 & 0 \\ 0 & 1 & 1 & 0 & 1 & 0 \\ 0 & 0 & 1 & 0 & 0 & 1 \end{pmatrix}$$

By Theorem 2.19, we know that C_λ is not an equivalent Boole matrix, to transform C_λ into an equivalent Boole matrix, we should change the element “0” in the special sub-matrices into “1” and then we get

$$C_\lambda^* = \begin{pmatrix} 1 & 0 & 0 & 0 & 0 & 0 \\ 0 & 1 & 1 & 0 & 1 & 1 \\ 0 & 1 & 1 & 0 & 1 & 1 \\ 0 & 0 & 0 & 1 & 0 & 0 \\ 0 & 1 & 1 & 0 & 1 & 1 \\ 0 & 1 & 1 & 0 & 1 & 1 \end{pmatrix}$$

Obviously, C_λ^* is an equivalent Boole matrix, by which we can group y_i ($i = 1, 2, \dots, 6$) into the following three types:

$$\{y_1\}, \{y_2, y_3, y_5, y_6\}, \{y_4\}$$

(5) If $\lambda = 0.982$, then the λ -cutting matrix $C_\lambda = (\lambda c_{ij})_{6 \times 6}$ of C is:

$$C_\lambda = \begin{pmatrix} 1 & 0 & 0 & 0 & 0 & 0 \\ 0 & 1 & 0 & 0 & 1 & 1 \\ 0 & 0 & 1 & 1 & 1 & 1 \\ 0 & 0 & 1 & 1 & 0 & 0 \\ 0 & 1 & 1 & 0 & 1 & 0 \\ 0 & 1 & 1 & 0 & 0 & 1 \end{pmatrix}$$

Similar to (4), y_i ($i = 1, 2, \dots, 6$) are grouped into the following two types:

$$\{y_1\}, \{y_2, y_3, y_4, y_5, y_6\}$$

(6) If $\lambda = 0.977$, then the λ -cutting matrix $C_\lambda = (\lambda c_{ij})_{6 \times 6}$ of C is:

$$C_\lambda = \begin{pmatrix} 1 & 0 & 0 & 0 & 0 & 1 \\ 0 & 1 & 1 & 1 & 1 & 1 \\ 0 & 1 & 1 & 1 & 1 & 1 \\ 0 & 1 & 1 & 1 & 1 & 1 \\ 0 & 1 & 1 & 1 & 1 & 1 \\ 1 & 1 & 1 & 1 & 1 & 1 \end{pmatrix}$$

Similar to (4), y_i ($i = 1, 2, \dots, 6$) are grouped into the following one types:

$$\{y_1, y_2, y_3, y_4, y_5, y_6\}$$

2.8 A Netting Method for Clustering Intuitionistic Fuzzy Information

2.8.1 An Approach to Constructing Intuitionistic Fuzzy Similarity Matrix

Now we consider a multi-attribute decision making problem, let Y and G be as defined previously. The characteristic of each alternative y_i under all the attributes G_j ($j = 1, 2, \dots, n$) is represented as an IFS:

$$y_i = \{\langle G_j, \mu_{y_i}(G_j), \nu_{y_i}(G_j) \rangle | G_j \in G\}, i = 1, 2, \dots, m; j = 1, 2, \dots, n \quad (2.185)$$

where $\mu_{y_i}(G_j)$ denotes the membership degree of y_i to G_j , and $\nu_{y_i}(G_j)$ denotes the non-membership degree of y_i to G_j . Obviously, $\pi_{y_i}(G_j) = 1 - \mu_{y_i}(G_j) - \nu_{y_i}(G_j)$ is the uncertainty (or hesitation) degree of y_i to G_j . If let $r_{ij} = (\mu_{ij}, \nu_{ij}) = (\mu_{y_i}(G_j), \nu_{y_i}(G_j))$, which is an IFV, then based on these IFVs r_{ij} ($i = 1, 2, \dots, m; j = 1, 2, \dots, n$), we can construct an $m \times n$ intuitionistic fuzzy matrix $R = (r_{ij})_{m \times n}$.

Next, we shall introduce an approach to constructing an intuitionistic fuzzy similarity matrix based on the intuitionistic fuzzy matrix $R = (r_{ij})_{m \times n}$.

For any two alternatives y_i and y_k , we first use the normalized Hamming distance to get the average value of the absolute deviations of the non-membership degrees ν_{ij} and ν_{kj} , for all $j = 1, 2, \dots, n$:

$$d_{NH}(y_i, y_k) = \frac{1}{n} \sum_{j=1}^n |\nu_{ij} - \nu_{kj}|, i, k = 1, 2, \dots, m \quad (2.186)$$

Analogously, we get the average value of the absolute deviations of the membership degrees μ_{ij} and μ_{kj} , for all $j = 1, 2, \dots, n$:

$$d_{NH}(y_i, y_k) = \frac{1}{n} \sum_{j=1}^n |\mu_{ij} - \mu_{kj}|, i, k = 1, 2, \dots, m \quad (2.187)$$

Obviously, the distances (2.186) and (2.187) show the closeness degrees of the characteristics of each two alternatives y_i and y_k . The smaller the values of $d_{NH}(y_i, y_k)$ and $d_{NH}(y_i, y_k)$ are, the more similar the two alternatives y_i and y_k .

In an intuitionistic fuzzy similarity matrix, each of its elements is an IFV. To get an intuitionistic fuzzy closeness degrees of y_i and y_k , we may consider the value of $d_{NH}(y_i, y_k)$ as a non-membership degree \dot{v}_{ik} , and then it may be hopeful to define

$$\dot{\mu}_{ik} = 1 - \frac{1}{n} \sum_{j=1}^n |\mu_{ij} - \mu_{kj}|, i, k = 1, 2, \dots, m \quad (2.188)$$

as a membership degree. Now we need to check whether $0 \leq \dot{\mu}_{ik} + \dot{v}_{ik} \leq 1$ holds or not. However,

$$\dot{\mu}_{ik} + \dot{v}_{ik} = 1 - \frac{1}{n} \sum_{j=1}^n |\mu_{ij} - \mu_{kj}| + \frac{1}{n} \sum_{j=1}^n |v_{ij} - v_{kj}| \geq 0 \quad (2.189)$$

$$\begin{aligned} \dot{\mu}_{ik} + \dot{v}_{ik} &= 1 - \frac{1}{n} \sum_{j=1}^n |\mu_{ij} - \mu_{kj}| + \frac{1}{n} \sum_{j=1}^n |v_{ij} - v_{kj}| \\ &= 1 - \frac{1}{n} \sum_{j=1}^n |(1 - \mu_{ij}) - (1 - \mu_{kj})| + \frac{1}{n} \sum_{j=1}^n |v_{ij} - v_{kj}| \end{aligned} \quad (2.190)$$

$$\begin{aligned} &= 1 - \frac{1}{n} \sum_{j=1}^n |(v_{ij} + \pi_{ij}) - (v_{kj} + \pi_{kj})| + \frac{1}{n} \sum_{j=1}^n |v_{ij} - v_{kj}| \\ &= 1 - \frac{1}{n} \sum_{j=1}^n |(v_{ij} - v_{kj}) + (\pi_{ij} - \pi_{kj})| + \frac{1}{n} \sum_{j=1}^n |v_{ij} - v_{kj}| \\ &\geq 1 - \frac{1}{n} \sum_{j=1}^n |v_{ij} - v_{kj}| - \frac{1}{n} \sum_{j=1}^n |\pi_{ij} - \pi_{kj}| + \frac{1}{n} \sum_{j=1}^n |v_{ij} - v_{kj}| \\ &= 1 - \frac{1}{n} \sum_{j=1}^n |\pi_{ij} - \pi_{kj}|, i, k = 1, 2, \dots, m \end{aligned} \quad (2.191)$$

where $\pi_{ij} = 1 - \dot{\mu}_{ij} - \dot{v}_{ij}$. Thus, $0 \leq \dot{\mu}_{ik} + \dot{v}_{ik} \leq 1$ cannot be guaranteed.

In the numerical analysis above, we can see that in an IFV, the membership degree is closely related to both the non-membership and the uncertainty degree. Motivated by this idea, we may modify Eq. (2.188) as:

$$\dot{\mu}_{ik} = 1 - \frac{1}{n} \sum_{j=1}^n |v_{ij} - v_{kj}| - \frac{1}{n} \sum_{j=1}^n |\pi_{ij} - \pi_{kj}|, i, k = 1, 2, \dots, m \quad (2.192)$$

with $\mu_{ik} = 1$ if and only if $\dot{v}_{ij} = \dot{v}_{kj}$ and $\dot{\pi}_{ij} = \dot{\pi}_{kj}$, for all $j = 1, 2, \dots, n$.

Based on Eqs. (2.186) and (2.192), we have the following concept:

Definition 2.34 (Wang et al. 2011) Let y_i and y_k be two IFSs on X , and $Z(y_i, y_k)$ a binary relation on $X \times X$, if

$$Z(y_i, y_k) = \begin{cases} (1, 0), & y_i = y_k, \\ \left(1 - \frac{1}{n} \sum_{j=1}^n |v_{ij} - v_{kj}| - \frac{1}{n} \sum_{j=1}^n |\pi_{ij} - \pi_{kj}|, \frac{1}{n} \sum_{j=1}^n |v_{ij} - v_{kj}| \right), & y_i \neq y_k, \end{cases} \quad (2.193)$$

then $Z(y_i, y_k)$ is called a closeness degree of y_i and y_k .

By Eq. (2.193), we have

Theorem 2.20 (Wang et al. 2011) The closeness degree $Z(y_i, y_k)$ of y_i and y_k is an intuitionistic fuzzy similarity relation.

Proof (1) Let's first prove that $Z(y_i, y_k)$ is an IFV:

- (a) If $y_i = y_k$, then $Z(y_i, y_k) = (1, 0)$;
- (b) If $y_i \neq y_k$, then

$$\begin{aligned} \dot{\mu}_{ik} &= 1 - \frac{1}{n} \sum_{j=1}^n |v_{ij} - v_{kj}| - \frac{1}{n} \sum_{j=1}^n |\pi_{ij} - \pi_{kj}| \\ &\leq 1 - \frac{1}{n} \sum_{j=1}^n |v_{ij} - v_{kj} + \pi_{ij} - \pi_{kj}| \\ &= 1 - \frac{1}{n} \sum_{j=1}^n |\mu_{ij} - \mu_{kj}| \end{aligned} \quad (2.194)$$

Obviously, we have $0 \leq \dot{\mu}_{ik} \leq 1$, with $\dot{\mu}_{ik} = 1$ if and only if $\mu_{ij} = \mu_{kj}$, for all $j = 1, 2, \dots, n$, and with $\dot{\mu}_{ik} = 0$ if and only if $\mu_{ij} = 1$ and $\mu_{kj} = 0$, for all $j = 1, 2, \dots, n$, or $\mu_{ij} = 0$ and $\mu_{kj} = 1$, for all $j = 1, 2, \dots, n$.

Similarly, we have $0 \leq \dot{v}_{ik} = \sum_{j=1}^n |v_{ij} - v_{kj}|/n \leq 1$, with $\dot{v}_{ik} = 1$ if and only if $v_{ij} = v_{kj}$, for all $j = 1, 2, \dots, n$, and with $\dot{v}_{ik} = 0$ if and only if $v_{ij} = 1$ and $v_{kj} = 0$, for all $j = 1, 2, \dots, n$, or $v_{ij} = 0$ and $v_{kj} = 1$, for all $j = 1, 2, \dots, n$.

Also since

$$\begin{aligned}
\dot{\mu}_{ik} + \dot{v}_{ik} &= 1 - \frac{1}{n} \sum_{j=1}^n |v_{ij} - v_{kj}| - \frac{1}{n} \sum_{j=1}^n |\pi_{ij} - \pi_{kj}| + \frac{1}{n} \sum_{j=1}^n |v_{ij} - v_{kj}| \\
&= 1 - \frac{1}{n} \sum_{j=1}^n |\pi_{ij} - \pi_{kj}| \leq 1
\end{aligned} \tag{2.195}$$

then we have $0 \leq \dot{\mu}_{ij} + \dot{v}_{kj} \leq 1$, with $\dot{\mu}_{ik} + \dot{v}_{ik} = 1$ if and only if $\pi_{ij} = \pi_{kj}$, for all $j = 1, 2, \dots, n$, and $\dot{\mu}_{ik} + \dot{v}_{ik} = 0$, if and only if $\pi_{ij} = 1$ and $\pi_{kj} = 0$, for all $j = 1, 2, \dots, n$, or $\pi_{ij} = 0$ and $\pi_{kj} = 1$, for all $j = 1, 2, \dots, n$.

(2) Since $Z(y_i, y_i) = (1, 0)$, then Z is reflexive.

(3) Since $|v_{ij} - v_{kj}| = |v_{kj} - v_{ij}|$ and $|\pi_{ij} - \pi_{kj}| = |\pi_{kj} - \pi_{ij}|$, then $Z(y_i, y_k) = Z(y_k, y_i)$, i.e., Z is symmetrical. Thus, $Z(A, B)$ is an intuitionistic fuzzy similarity relation.

From Eq.(2.193), we can see that if all the differences of the non-membership degrees and the differences of the uncertainty degrees of two alternatives y_i and y_k with respect to the attributes G_j ($j = 1, 2, \dots, n$) get smaller, then the two alternatives are more similar to each other.

In the following section, we shall use Eq. (2.193) to introduce a clustering method.

2.8.2 A Netting Clustering Method

The so called netting means a simple process: Firstly, for an intuitionistic fuzzy similarity matrix Z , we should choose a confidence level $\lambda \in [0, 1]$, and then get a λ -cutting matrix Z_λ and change the elements on the diagonal of Z_λ with the symbol of the alternatives. Under the diagonal, we replace '1' with the nodal point '*' and ignore all the '0' in Z_λ . From the node '*', we draw the vertical line and the horizontal line to the diagonal and the corresponding alternatives on the diagonal will be clustered into one type (He 1983).

Netting method was first used to cluster data in the field of fuzzy mathematics (He 1983). With this method, we can get the clustering results by 'netting' the elements of similarity matrix directly. Wang et al. (2011) proposed a netting method for clustering the objects with intuitionistic fuzzy information:

Step 1 For a multi-attribute decision making problem, Let $Y = \{y_1, y_2, \dots, y_m\}$ and $G = \{G_1, G_2, \dots, G_n\}$ be defined previously, and assume that the characteristics of the alternatives y_i ($i = 1, 2, \dots, m$) with respect to the attributes G_j ($j = 1, 2, \dots, n$) are represented as in Eq. (2.185).

Step 2 Construct the intuitionistic fuzzy similarity matrix $Z = (z_{ij})_{m \times m}$ by using Eq. (2.193), where z_{ij} is an IFV, and $z_{ij} = (\mu_{ij}, v_{ij}) = Z(y_i, y_j)$, $i, j = 1, 2, \dots, m$.

Step 3 Delete all the elements above the diagonal and replace the elements on the diagonal with the symbol of the alternatives.

Table 2.16 The characteristics information of the cars

	G_1	G_2	G_3	G_4	G_5	G_6
y_1	(0.3,0.5)	(0.6,0.1)	(0.4,0.3)	(0.8,0.1)	(0.1,0.6)	(0.5,0.4)
y_2	(0.6,0.3)	(0.5,0.2)	(0.6,0.1)	(0.7,0.1)	(0.3,0.6)	(0.4,0.3)
y_3	(0.4,0.4)	(0.8,0.1)	(0.5,0.1)	(0.6,0.2)	(0.4,0.5)	(0.3,0.2)
y_4	(0.2,0.4)	(0.4,0.1)	(0.9,0.0)	(0.8,0.1)	(0.2,0.5)	(0.7,0.1)
y_5	(0.5,0.2)	(0.3,0.6)	(0.6,0.3)	(0.7,0.1)	(0.6,0.2)	(0.5,0.3)

Step 4 Choose the confidence level λ and construct the corresponding λ -cutting matrix. Replace ‘1’ with ‘*’ and delete all the ‘0’ in the matrix before drawing the vertical and horizontal line to the symbol of alternatives on the diagonal from ‘*’. Corresponding to each ‘*’, we have a type which contains two elements. Unit the types together which have the common elements, and then we get the types corresponding to the selected λ . Update the values of λ before all the alternatives are clustered into one type.

The principal to choose λ : Based on the idea of constructing the similarity degree matrix, we balance the similarity degree of two alternatives mainly through the membership degree of the corresponding IFV. We choose the confidence level λ from the biggest one to the smallest one. When we encounter that two membership degrees are equal, we firstly choose the one with the smaller non-membership degree. If both of them are equal, they are clustered into the same type. After that, in terms of the chosen λ , we construct the corresponding λ -cutting matrix. With this principle, the clustering results will be more detailed.

2.8.3 Illustrative Examples

Example 2.12 (Wang et al. 2011) An auto market wants to classify five different cars y_i ($i = 1, 2, 3, 4, 5$) into several kinds (Liang and Shi 2003). Each car has six evaluation factors: (1) G_1 : Oil consumption; (2) G_2 : Coefficient of friction; (3) G_3 : Price; (4) G_4 : Comfortable degree; (5) G_5 : Design; (6) G_6 : Safety coefficient. The evaluation results of each car with respect to the factors G_j ($j = 1, 2, \dots, 6$) are represented by the IFSSs, shown as in Table 2.16 (Wang et al. 2011).

In the following, we utilize the intuitionistic fuzzy netting method to classify the five cars, which involves the following steps (Wang et al. 2011):

Step 1 By Eq. (2.192), we calculate

$$\mu_{12} = 1 - \frac{1}{6} \sum_{j=1}^6 |v_{1j} - v_{2j}| - \frac{1}{6} \sum_{j=1}^6 |\pi_{1j} - \pi_{2j}|$$

$$\begin{aligned}
&= 1 - \frac{1}{6}(0.2 + 0.1 + 0.2 + 0.0 + 0.0 + 0.1) \\
&\quad - \frac{1}{6}(0.1 + 0.0 + 0.0 + 0.1 + 0.2 + 0.2) \\
&= 0.8 \\
\dot{v}_{12} &= \frac{1}{6}(0.2 + 0.1 + 0.2 + 0.0 + 0.0 + 0.1) = 0.1
\end{aligned}$$

and then calculate the others in a similar way. Consequently, we get the intuitionistic fuzzy similarity matrix:

$$Z = \begin{pmatrix} (1,0) & (0.8,0.1) & (0.72,0.12) & (0.75,0.13) & (0.65,0.22) \\ (0.8,0.1) & (1,0) & (0.82,0.08) & (0.72,0.1) & (0.68,0.18) \\ (0.72,0.12) & (0.82,0.08) & (1,0) & (0.7,0.05) & (0.63,0.23) \\ (0.75,0.13) & (0.72,0.1) & (0.7,0.05) & (1,0) & (0.63,0.25) \\ (0.65,0.22) & (0.68,0.18) & (0.63,0.23) & (0.63,0.25) & (1,0) \end{pmatrix}$$

Step 2 Delete all the elements above the diagonal and replace the elements on the diagonal in Z with the symbol of the alternatives y_i ($i = 1, 2, 3, 4, 5$):

$$Z' = \begin{pmatrix} y_1 & & & & \\ (0.8,0.1) & y_2 & & & \\ (0.72,0.12) & (0.82,0.08) & y_3 & & \\ (0.75,0.13) & (0.72,0.1) & (0.7,0.05) & y_4 & \\ (0.65,0.22) & (0.68,0.18) & (0.63,0.23) & (0.63,0.25) & y_5 \end{pmatrix}$$

Step 3 Choose the confidence level λ properly, and get the corresponding clustering results with intuitionistic fuzzy netting method:

(1) When $0.82 < \lambda \leq 1.0$, we have

$$Z'' = \begin{pmatrix} y_1 & & & & \\ & y_2 & & & \\ & & y_3 & & \\ & & & y_4 & \\ & & & & y_5 \end{pmatrix}$$

and then each car is clustered into a type: $\{y_1\}$, $\{y_2\}$, $\{y_3\}$, $\{y_4\}$, $\{y_5\}$.

(2) When $0.8 < \lambda \leq 0.82$, we have

$$Z'' = \begin{pmatrix} y_1 & & & & \\ & y_2 & & & \\ & & * \rightarrow y_3 & & \\ & & & y_4 & \\ & & & & y_5 \end{pmatrix}$$

and then the cars y_i ($i = 1, 2, 3, 4, 5$) are clustered into following four types: $\{y_1\}$, $\{y_2, y_3\}$, $\{y_4\}$, $\{y_5\}$.

(3) When $0.75 < \lambda \leq 0.8$, we have

$$Z'' = \left(\begin{array}{c} y_1 \\ * \text{---} y_2 \\ * \text{---} y_3 \\ y_4 \\ y_5 \end{array} \right)$$

and then the cars y_i ($i = 1, 2, 3, 4, 5$) are clustered into three types: $\{y_1, y_2, y_3\}$, $\{y_4\}$, $\{y_5\}$.

(4) When $0.72 < \lambda \leq 0.75$, we have

$$Z'' = \left(\begin{array}{c} y_1 \\ * \text{---} y_2 \\ * \text{---} y_3 \\ * \text{---} y_4 \\ y_5 \end{array} \right)$$

then the cars y_i ($i = 1, 2, 3, 4, 5$) are clustered into two types: $\{y_1, y_2, y_3, y_4\}$, $\{y_5\}$.

(5) When $0.68 < \lambda \leq 0.72$, we have the following two cases:

(a)

$$Z'' = \left(\begin{array}{c} y_1 \\ * \text{---} y_2 \\ * \text{---} y_3 \\ * \text{---} y_4 \\ y_5 \end{array} \right)$$

In this case, the cars y_i ($i = 1, 2, 3, 4, 5$) are clustered into two types: $\{y_1, y_2, y_3, y_4\}$, $\{y_5\}$;

(b)

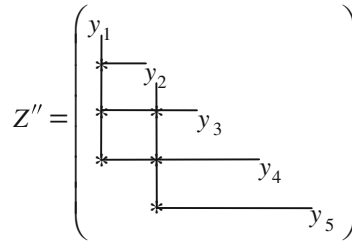
$$Z'' = \left(\begin{array}{c} y_1 \\ * \text{---} y_2 \\ * \text{---} y_3 \\ * \text{---} y_4 \\ y_5 \end{array} \right)$$

Table 2.17 Comparisons of the derived results

Types	The result derived by intuitionistic fuzzy netting method	The result developed by Zhang et al.'s method (2007)
5	$\{y_1\}, \{y_2\}, \{y_3\}, \{y_4\}, \{y_5\}$	$\{y_1\}, \{y_2\}, \{y_3\}, \{y_4\}, \{y_5\}$
4	$\{y_1\}, \{y_2, y_3\}, \{y_4\}, \{y_5\}$	
3	$\{y_1, y_2, y_3\}, \{y_4\}, \{y_5\}$	$\{y_1, y_2, y_3\}, \{y_4\}, \{y_5\}$
2	$\{y_1, y_2, y_3, y_4\}, \{y_5\}$	
1	$\{y_1, y_2, y_3, y_4, y_5\}$	$\{y_1, y_2, y_3, y_4, y_5\}$

In this case, the cars y_i ($i = 1, 2, 3, 4, 5$) are also clustered into two types: $\{y_1, y_2, y_3, y_4\}, \{y_5\}$.

(6) When $0.65 < \lambda \leq 0.68$, we have



and then the cars y_i ($i = 1, 2, 3, 4, 5$) are clustered into one type: $\{y_1, y_2, y_3, y_4, y_5\}$.

In the following, let's make simple comparisons between the intuitionistic fuzzy netting method and Zhang et al.'s method (2007) in Table 2.17 (Wang et al. 2011).

Through Table 2.17, we know that the intuitionistic fuzzy netting method has some desirable advantages over Zhang et al.'s method (2007): (1) It does not need to calculate the equivalent matrix, and thus requires much less computational efforts; (2) It can derive more detailed clustering results. Therefore, Compared to Zhang et al. (2007)'s method, the intuitionistic fuzzy netting method has more prospects for practical applications.

Why the intuitionistic fuzzy netting method has these characteristics? For one thing, the proposed netting method can rely on similarity relation instead of equivalent relation as in fuzzy environment. For another, whether in Zhang et al. (2007) method or in Wang et al. (2011)'s work, the type stander are all based on λ -cutting matrix, so λ is an important parameter to decide the type scalar. Before getting the λ -cutting matrix, Zhang et al. (2007) first transformed the intuitionistic fuzzy matrix into an intuitionistic fuzzy similarity matrix, and then calculated its equivalent matrix which needs lots of computational efforts. Wang et al. (2011) not only got the λ -cutting matrix directly from the intuitionistic fuzzy similarity matrix, but also improved the principle of choosing λ . Since Zhang et al. (2007)'s work needs to transform the intuitionistic fuzzy similarity matrix into an intuitionistic fuzzy equivalent matrix, and some information may be missing during this process. Namely, the intuitionistic fuzzy equivalent matrix cannot reflect all the information that the intuitionistic fuzzy

Table 2.18 The characteristics of the cars

	G_1	G_2	G_3	G_4	G_5	G_6
y_1	(0.8,0.1)	(0.4,0.1)	(0.6,0.1)	(0.7,0.3)	(0.6,0.2)	(0.5,0.0)
y_2	(0.0,0.3)	(0.1,0.3)	(0.0,0.6)	(0.0,0.5)	(0.5,0.3)	(0.4,0.2)
y_3	(0.2,0.0)	(0.9,0.1)	(0.0,0.7)	(0.0,0.1)	(0.3,0.2)	(0.8,0.2)
y_4	(0.0,0.5)	(0.3,0.0)	(0.7,0.1)	(0.6,0.1)	(0.0,0.7)	(0.7,0.2)
y_5	(0.4,0.6)	(0.2,0.4)	(0.9,0.1)	(0.6,0.1)	(0.7,0.2)	(0.7,0.3)
y_6	(0.0,0.2)	(0.0,0.0)	(0.5,0.4)	(0.5,0.4)	(0.3,0.6)	(0.0,0.0)
y_7	(0.8,0.1)	(0.2,0.1)	(0.1,0.0)	(0.7,0.0)	(0.6,0.4)	(0.0,0.6)
y_8	(0.1,0.7)	(0.0,0.5)	(0.8,0.1)	(0.7,0.1)	(0.7,0.1)	(0.0,0.0)
y_9	(0.0,0.1)	(0.5,0.1)	(0.3,0.1)	(0.7,0.3)	(0.1,0.3)	(0.7,0.2)
y_{10}	(0.3,0.2)	(0.7,0.1)	(0.2,0.2)	(0.2,0.0)	(0.1,0.9)	(0.9,0.1)

similarity matrix contains. Considering the stated reasons above, it is not hard for us to comprehend why the intuitionistic fuzzy netting method can get more detailed types than Zhang et al. (2007).

Here we only make a comparison with that of Zhang et al. (2007), because that the method in Zhang et al. (2007) is a representation of solving this class of problems, some closely-related results can be found in Xu et al. (2008) and Cai et al. (2009).

In order to demonstrate the effectiveness of the proposed clustering algorithm, we further conduct experiments with the simulated data through comparing these two methods:

Example 2.13 (Wang et al. 2011) As we have explained above, the computational complexity is mainly related with the computations of intuitionistic fuzzy similarity matrix and intuitionistic fuzzy equivalent matrix. Next, we shall illustrate this with simulated experiments. Below we first introduce the experimental tool, the experimental data sets, and then make a comparison with other method (Zhang et al. 2007):

(1) Experimental tool. In the experiments, we use the netting algorithm implemented by MATLAB. Note that if we let $\pi(x) = 0$ for any $x \in X$, then the netting algorithm reduces to the traditional fuzzy netting algorithm. Therefore, we can use this process to compare the performances of both the netting algorithm under intuitionistic fuzzy environment and the netting algorithm under fuzzy environment.

(2) Experimental data sets. The car data set contains the information of ten new cars to be classified in an auto market. Let y_i ($i = 1, 2, \dots, 10$) be the cars, each of which is described by six attributes: (1) G_1 : Oil consumption; (2) G_2 : Coefficient of friction; (3) G_3 : Price; (4) G_4 : Comfortable degree; (5) G_5 : Design; and (6) G_6 : Safety coefficient, as in Example 2.12 (For convenience, here we do not consider the weights of these attributes). The characteristics of the ten new cars under the six attributes, generated at random by MATLAB, are represented by the IFSs, as shown in Table 2.18 (Wang et al. 2011).

In order to express the validity of the netting method, we shall make a comparison with Zhang et al. (2007)'s method:

With the netting method, we have the following clustering results (Wang et al. 2011):

Using Zhang et al. (2007)'s method, we first construct the intuitionistic fuzzy similarity matrix based on the data in Table 2.18.

$$Z = \begin{pmatrix} (1,0) & (0.41,0.08) & (0.33,0.24) & (0.43,0.08) & (0.63,0.08) \\ (0.41,0.08) & (1,0) & (0.41,0.08) & (0.49,0.16) & (0.36,0.14) \\ (0.33,0.24) & (0.41,0.08) & (1,0) & (0.46,0.08) & (0.35,0.08) \\ (0.43,0.08) & (0.49,0.16) & (0.46,0.08) & (1,0) & (0.49,0.00) \\ (0.63,0.08) & (0.36,0.14) & (0.35,0.08) & (0.49,0.00) & (1,0) \\ (0.38,0.14) & (0.57,0.08) & (0.22,0.16) & (0.33,0.22) & (0.27,0.22) \\ (0.55,0.0) & (0.41,0.14) & (0.43,0.36) & (0.43,0.08) & (0.30,0.08) \\ (0.46,0.08) & (0.43,0.14) & (0.25,0.29) & (0.33,0.08) & (0.27,0.08) \\ (0.35,0.0) & (0.49,0.16) & (0.33,0.08) & (0.67,0.00) & (0.36,0.08) \\ (0.43,0.24) & (0.57,0.22) & (0.49,0.08) & (0.63,0.14) & (0.46,0.16) \\ (0.38,0.14) & (0.55,0.00) & (0.46,0.08) & (0.35,0.00) & (0.43,0.24) \\ (0.57,0.08) & (0.41,0.14) & (0.43,0.14) & (0.49,0.16) & (0.57,0.22) \\ (0.22,0.16) & (0.43,0.36) & (0.25,0.29) & (0.33,0.08) & (0.49,0.08) \\ (0.33,0.22) & (0.43,0.08) & (0.33,0.08) & (0.67,0.00) & (0.63,0.14) \\ (0.27,0.22) & (0.30,0.08) & (0.27,0.08) & (0.36,0.08) & (0.46,0.16) \\ (1,0) & (0.38,0.22) & (0.55,0.00) & (0.33,0.08) & (0.22,0.22) \\ (0.38,0.22) & (1,0) & (0.38,0.08) & (0.34,0.21) & (0.36,0.22) \\ (0.55,0.00) & (0.38,0.08) & (1,0) & (0.33,0.16) & (0.22,0.36) \\ (0.33,0.08) & (0.35,0.22) & (0.33,0.16) & (1,0) & (0.43,0.08) \\ (0.22,0.22) & (0.36,0.22) & (0.22,0.36) & (0.43,0.08) & (1,0) \end{pmatrix}$$

In order to get the clustering result with Zhang et al. (2007)'s method, we should get the equivalent matrix. By the composition operations of similarity matrices, we have

$$Z^2 = Z \circ Z = \begin{pmatrix} (1,0) & (0.43,0.08) & (0.43,0.08) & (0.49,0.00) & (0.63,0.08) \\ (0.43,0.08) & (1,0) & (0.49,0.08) & (0.57,0.08) & (0.49,0.08) \\ (0.43,0.08) & (0.49,0.08) & (1,0) & (0.49,0.08) & (0.46,0.08) \\ (0.49,0.00) & (0.57,0.08) & (0.49,0.08) & (1,0) & (0.49,0.00) \\ (0.63,0.08) & (0.49,0.08) & (0.46,0.08) & (0.49,0.00) & (1,0) \\ (0.46,0.08) & (0.57,0.08) & (0.41,0.08) & (0.49,0.08) & (0.38,0.08) \\ (0.55,0.0) & (0.43,0.08) & (0.43,0.08) & (0.43,0.08) & (0.55,0.08) \\ (0.46,0.08) & (0.55,0.08) & (0.41,0.08) & (0.43,0.08) & (0.46,0.08) \\ (0.43,0.0) & (0.49,0.08) & (0.46,0.08) & (0.67,0.00) & (0.49,0.00) \\ (0.46,0.08) & (0.57,0.08) & (0.49,0.08) & (0.63,0.08) & (0.49,0.08) \end{pmatrix}$$

$$Z^4 = Z^2 \circ Z^2 = \begin{pmatrix} (0.46,0.08) & (0.55,0.00) & (0.46,0.08) & (0.43,0.00) & (0.46,0.08) \\ (0.57,0.08) & (0.43,0.08) & (0.55,0.08) & (0.49,0.08) & (0.57,0.08) \\ (0.41,0.08) & (0.43,0.08) & (0.41,0.08) & (0.46,0.08) & (0.49,0.08) \\ (0.49,0.08) & (0.43,0.08) & (0.43,0.08) & (0.67,0.00) & (0.63,0.08) \\ (0.38,0.08) & (0.55,0.08) & (0.46,0.08) & (0.49,0.00) & (0.49,0.08) \\ (1,0) & (0.41,0.08) & (0.55,0.00) & (0.49,0.08) & (0.57,0.08) \\ (0.41,0.08) & (1,0) & (0.46,0.08) & (0.43,0.00) & (0.43,0.14) \\ (0.55,0.00) & (0.46,0.08) & (1,0) & (0.43,0.08) & (0.43,0.14) \\ (0.49,0.08) & (0.43,0.00) & (0.43,0.08) & (1,0) & (0.63,0.08) \\ (0.57,0.08) & (0.43,0.14) & (0.43,0.14) & (0.63,0.08) & (1,0) \end{pmatrix}$$

$$Z^4 = Z^2 \circ Z^2 = \begin{pmatrix} (1,0) & (0.49,0.08) & (0.49,0.08) & (0.49,0.00) & (0.63,0.00) \\ (0.49,0.08) & (1,0) & (0.49,0.08) & (0.57,0.08) & (0.49,0.08) \\ (0.49,0.08) & (0.49,0.08) & (1,0) & (0.49,0.08) & (0.49,0.08) \\ (0.49,0.00) & (0.57,0.08) & (0.49,0.08) & (1,0) & (0.49,0.00) \\ (0.63,0.00) & (0.49,0.08) & (0.49,0.08) & (0.49,0.00) & (1,0) \\ (0.49,0.08) & (0.57,0.08) & (0.49,0.08) & (0.57,0.08) & (0.49,0.08) \\ (0.55,0.00) & (0.49,0.08) & (0.46,0.08) & (0.49,0.00) & (0.55,0.00) \\ (0.46,0.08) & (0.55,0.08) & (0.49,0.08) & (0.55,0.08) & (0.49,0.08) \\ (0.49,0.0) & (0.57,0.08) & (0.49,0.08) & (0.67,0.00) & (0.49,0.00) \\ (0.49,0.08) & (0.57,0.08) & (0.49,0.08) & (0.63,0.08) & (0.49,0.08) \\ (0.49,0.08) & (0.55,0.00) & (0.46,0.08) & (0.49,0.00) & (0.49,0.08) \\ (0.57,0.08) & (0.49,0.08) & (0.55,0.08) & (0.57,0.08) & (0.57,0.08) \\ (0.49,0.08) & (0.46,0.08) & (0.49,0.08) & (0.49,0.08) & (0.49,0.08) \\ (0.57,0.08) & (0.49,0.00) & (0.55,0.08) & (0.67,0.00) & (0.63,0.08) \\ (0.49,0.08) & (0.55,0.00) & (0.49,0.08) & (0.49,0.00) & (0.49,0.08) \\ (1,0) & (0.46,0.08) & (0.55,0.00) & (0.57,0.08) & (0.57,0.08) \\ (0.46,0.08) & (1,0) & (0.46,0.08) & (0.49,0.00) & (0.49,0.08) \\ (0.55,0.00) & (0.46,0.08) & (1,0) & (0.49,0.08) & (0.55,0.08) \\ (0.57,0.08) & (0.49,0.00) & (0.49,0.08) & (1,0) & (0.63,0.08) \\ (0.57,0.08) & (0.49,0.08) & (0.55,0.08) & (0.63,0.08) & (1,0) \end{pmatrix}$$

After computation, we have $Z^8 = Z^4$, thus we can make cluster analysis with Zhang et al. (2007)'s method. The clustering results are shown in Table 2.20 (Wang et al. 2011).

We can see from Tables 2.19 and 2.20 that the netting method can make more detailed clustering results than Zhang et al. (2007)'s method.

In order to illustrate the computation complexity, we generate an amount of IFVs at random by MATLAB. Then we measure the computation time before we get the corresponding matrix that can make cluster analysis for the two methods respectively. The results are shown in Table 2.21 (Wang et al. 2011).

Table 2.19 The clustering results with the netting method

λ_{level}	Clustering results
$0.67 < \lambda \leq 1$	$\{y_1\}, \{y_2\}, \{y_3\}, \{y_4\}, \{y_5\}, \{y_6\}, \{y_7\}, \{y_8\}, \{y_9\}, \{y_{10}\}$
$0.63 < \lambda \leq 0.67$	$\{y_4, y_9\}, \{y_1\}, \{y_2\}, \{y_3\}, \{y_5\}, \{y_6\}, \{y_7\}, \{y_8\}, \{y_{10}\}$
$(0.63, 0.14) < \lambda \leq (0.63, 0.08)$	$\{y_1, y_5\}, \{y_4, y_9\}, \{y_2\}, \{y_3\}, \{y_6\}, \{y_7\}, \{y_8\}, \{y_{10}\}$
$0.57 < \lambda \leq 0.63$	$\{y_1, y_5\}, \{y_4, y_9, y_{10}\}, \{y_2\}, \{y_3\}, \{y_6\}, \{y_7\}, \{y_8\}$
$(0.57, 0.22) < \lambda \leq (0.57, 0.08)$	$\{y_1, y_5\}, \{y_4, y_9, y_{10}\}, \{y_2, y_6\}, \{y_3\}, \{y_7\}, \{y_8\}$
$0.55 < \lambda \leq 0.57$	$\{y_1, y_5\}, \{y_2, y_4, y_6, y_9, y_{10}\}, \{y_3\}, \{y_7\}, \{y_8\}$
$0.49 < \lambda \leq 0.55$	$\{y_1, y_5, y_7\}, \{y_2, y_4, y_6, y_8, y_9, y_{10}\}, \{y_3\}$
$(0.49, 0.16) < \lambda \leq (0.49, 0.08)$	$\{y_1, y_5, y_7\}, \{y_2, y_3, y_4, y_6, y_8, y_9, y_{10}\}$
$0 < \lambda \leq 0.49$	$\{y_1, y_2, y_3, y_4, y_5, y_6, y_7, y_8, y_9, y_{10}\}$

Table 2.20 The clustering results with Zhang et al. (2007)’s method

λ_{level}	Clustering results
$0.67 < \lambda \leq 1$	$\{y_1\}, \{y_2\}, \{y_3\}, \{y_4\}, \{y_5\}, \{y_6\}, \{y_7\}, \{y_8\}, \{y_9\}, \{y_{10}\}$
$0.63 < \lambda \leq 0.67$	$\{y_4, y_9\}, \{y_1\}, \{y_2\}, \{y_3\}, \{y_5\}, \{y_6\}, \{y_7\}, \{y_8\}, \{y_{10}\}$
$0.57 < \lambda \leq 0.63$	$\{y_1, y_5\}, \{y_4, y_9, y_{10}\}, \{y_2\}, \{y_3\}, \{y_6\}, \{y_7\}, \{y_8\}$
$0.55 < \lambda \leq 0.57$	$\{y_1, y_5\}, \{y_2, y_4, y_6, y_9, y_{10}\}, \{y_3\}, \{y_7\}, \{y_8\}$
$0.49 < \lambda \leq 0.55$	$\{y_1, y_5, y_7\}, \{y_2, y_3, y_4, y_6, y_8, y_9, y_{10}\}$
$0 < \lambda \leq 0.49$	$\{y_1, y_2, y_3, y_4, y_5, y_6, y_7, y_8, y_9, y_{10}\}$

Table 2.21 Elapsed time for each method

Alternatives	10	50	100	500	1000	2000
Time(Seconds)						
Methods						
Netting method	0.000174	0.004637	0.013933	1.585204	11.721117	102.472592
Zhang et al. (2007)’s method	0.002361	0.035407	0.167295	10.636214	78.620455	691.554396

Let n and m represent the amount of alternatives and attributes, respectively. Then the computational complexities of our method and Zhang et al. (2007)’s method are $O(mn + 12n^2)$ and $O(mn + 12n^2 + kn^2)$ respectively, where $k(k \geq 2)$ represents the transfer times until we get the equivalent matrix. The elapsed time may become closed as n increases. Considering the practical application, we think the netting method can save much more time and computational efforts.

2.9 Direct Cluster Analysis Based on Intuitionistic Fuzzy Implication

2.9.1 The Intuitionistic Fuzzy Implication Operator and Intuitionistic Fuzzy Products

Definition 2.35 (Kohout and Bandler 1980, 1984) Let $U_i (i = 1, 2)$ be two ordinary subsets, and $L \subset U_1 \times U_2$ an ordinary relation. Then for any $a, b \in U_2$, $Lb = \{a | aLb\}$ and $aL = \{b | aLb\}$ are respectively called a former set and a latter set.

Definition 2.36 (Kohout and Bandler 1980, 1984) Let $U_i (i = 1, 2, 3)$ be ordinary subsets, $L_1 \subset U_1 \times U_2$ and $L_2 \subset U_2 \times U_3$, then a triangle product $L_1 \triangleleft L_2 \subset U_1 \times U_3$ of L_1 and L_2 can be defined as:

$$aL_1 \triangleleft L_2 c \Leftrightarrow aL_1 \subset L_2 c, \text{ for any } (a, c) \in U_1 \times U_2 \quad (2.196)$$

Similarly, a square product $L_1 \square L_2$ is defined as:

$$aL_1 \square L_2 c \Leftrightarrow aL_1 = L_2 c, \text{ for any } (a, c) \in U \times W \quad (2.197)$$

where $aL_1 = L_2 c$ if and only if $aL_1 \subset L_2 c$ and $aL_1 \supset L_2 c$.

Wang and Liu (1999) introduced a fuzzy implication operator as follows:

Definition 2.37 (Wang and Liu 1999) Let I_1 be a binary operation on $[0, 1]$, if

$$I_1(0, 0) = I_1(0, 1) = I_1(1, 1) = 1 \text{ and } I_1(1, 0) = 0 \quad (2.198)$$

then I_1 is called a fuzzy implication operator.

For any $a, b \in [0, 1]$, $I_1(a, b)$ is a fuzzy implication operator, which can also be denoted as $a \rightarrow b$. Especially, the well-known Lukasiewicz implication operator is given as $\varphi(a, b) = \min(1 - a + b, 1)$, which means that the result of “ a imply b ” is $\min(1 - a + b, 1)$.

Motivated by the idea of Definition 2.37, Wang et al. (2012) defined the concept of intuitionistic fuzzy implication operator:

Definition 2.38 (Wang et al. 2012) Let I_1 be a binary operation on the set of all IFVs, V , if

$$\begin{aligned} I_1((0, 1), (0, 1)) &= I_1((0, 1), (1, 0)) = I_1((1, 0), (1, 0)) \\ &= (1, 0), \quad I_1((1, 0), (0, 1)) = (0, 1) \end{aligned}$$

then I_1 is called an intuitionistic fuzzy implication operator.

Now we extend Lukasiewicz implication operator to intuitionistic fuzzy environment. For any two IFVs $\alpha = (\mu_\alpha, v_\alpha)$ and $\beta = (\mu_\beta, v_\beta)$, if we only consider the membership degrees μ_α and μ_β of α and β , then $\min\{1 - \mu_\alpha + \mu_\beta, 1\}$ cannot reflect the superiority of IFVs, so we should consider the non-memberships v_α and v_β as well. Then based on the components of IFVs and the form of Lukasiewicz implication operator, Wang et al. (2012) defined an intuitionistic fuzzy Lukasiewicz implication operator $\varphi(\alpha, \beta)$, whose membership degree and non-membership degree are expressed as:

$$\min\{1, \min\{1 - \mu_\alpha + \mu_\beta, 1 - v_\beta + v_\alpha\}\} = \min\{1, 1 - \mu_\alpha + \mu_\beta, 1 - v_\beta + v_\alpha\}$$

and

$$\max\{0, \min\{1 - (1 - \mu_\alpha + \mu_\beta), 1 - (1 - v_\beta + v_\alpha)\}\} = \max\{0, \min\{\mu_\alpha - \mu_\beta, v_\beta - v_\alpha\}\}$$

respectively, i.e.,

$$\varphi(\alpha, \beta) = (\min\{1, 1 - \mu_\alpha + \mu_\beta, 1 - v_\beta + v_\alpha\}, \max\{0, \min\{\mu_\alpha - \mu_\beta, v_\beta - v_\alpha\}\}) \quad (2.199)$$

Clearly, we need to prove that the value of $\varphi(\alpha, \beta)$ should satisfy all the conditions of an IFV. In fact, from Eq. (2.199), we have

$$\min\{1, 1 - \mu_\alpha + \mu_\beta, 1 - v_\beta + v_\alpha\} \geq 0, \max\{0, \min\{\mu_\alpha - \mu_\beta, v_\beta - v_\alpha\}\} \geq 0 \quad (2.200)$$

and since

$$\max\{0, \min\{\mu_\alpha - \mu_\beta, v_\beta - v_\alpha\}\} = 1 - \min\{1, \max\{1 - \mu_\alpha + \mu_\beta, 1 - v_\beta + v_\alpha\}\} \quad (2.201)$$

$$\min\{1, \max\{1 - \mu_\alpha + \mu_\beta, 1 - v_\beta + v_\alpha\}\} \geq \min\{1, 1 - \mu_\alpha + \mu_\beta, 1 - v_\beta + v_\alpha\} \quad (2.202)$$

then

$$1 - \min\{1, \max\{1 - \mu_\alpha + \mu_\beta, 1 - v_\beta + v_\alpha\}\} + \min\{1, 1 - \mu_\alpha + \mu_\beta, 1 - v_\beta + v_\alpha\} \leq 1$$

which indicates that the value of $\varphi(\alpha, \beta)$ derived by Eq. (2.201) is an IFV.

Example 2.14 (Wang et al. 2012) Let $\alpha = (0, 1)$ and $\beta = (1, 0)$, then by Eq. (2.198), we have

$$\varphi(\alpha, \alpha) = (\min\{1, 1 - 0 + 0, 1 - 1 + 1\}, \max\{0, \min\{0 - 0, 1 - 1\}\}) = (1, 0)$$

$$\varphi(\beta, \beta) = (\min\{1, 1 - 1 + 1, 1 - 0 + 0\}, \max\{0, \min\{1 - 1, 0 - 0\}\}) = (1, 0)$$

$$\varphi(\alpha, \beta) = (\min\{1, 1 - 0 + 1, 1 - 0 + 1\}, \max\{0, \min\{0 - 1, 0 - 1\}\}) = (1, 0)$$

$$\varphi(\beta, \alpha) = (\min\{1, 1 - 1 + 0, 1 - 1 + 0\}, \max\{0, \min\{1 - 0, 1 - 0\}\}) = (0, 1)$$

With the intuitionistic fuzzy Lukasiewicz implication, the traditional triangle product and the square product (Kohout and Bandler 1980), below we further introduce an intuitionistic fuzzy triangle product and an intuitionistic fuzzy square product respectively:

Definition 2.39 (Wang et al. 2012) Let $\alpha = \{\alpha_1, \alpha_2, \dots, \alpha_l\}$, $\gamma = \{\gamma_1, \gamma_2, \dots, \gamma_m\}$ and $\beta = \{\beta_1, \beta_2, \dots, \beta_n\}$ be three sets of IFVs, $Z_1 \in F(\alpha \times \gamma)$ and $Z_2 \in F(\gamma \times \beta)$ two intuitionistic fuzzy relations, then an intuitionistic fuzzy triangle product $Z_1 \triangleleft Z_2 \in F(\alpha \times \beta)$ of Z_1 and Z_2 can be defined as:

$$(Z_1 \triangleleft Z_2)(\alpha_i, \beta_j) = \left(\frac{1}{m} \sum_{k=1}^m \mu_{Z_1(\alpha_i, \gamma_k) \rightarrow Z_2(\gamma_k, \beta_j)}, \frac{1}{m} \sum_{k=1}^m \nu_{Z_1(\alpha_i, \gamma_k) \rightarrow Z_2(\gamma_k, \beta_j)} \right),$$

for any $(\alpha_i, \beta_j) \in (\alpha, \beta)$, $i = 1, 2, \dots, l$; $j = 1, 2, \dots, n$

(2.203)

where “ \rightarrow ” represents the intuitionistic fuzzy Lukasiewicz implication.

Similarly, Wang et al. (2012) defined an intuitionistic fuzzy square product $Z_1 \square Z_2 \in F(\alpha \times \beta)$ of Z_1 and Z_2 as:

$$(Z_1 \square Z_2)(\alpha_i, \beta_j) = \min_{1 \leq k \leq m} \left(\mu_{\min(Z_1(\alpha_i, \gamma_k) \rightarrow Z_2(\gamma_k, \beta_j), Z_2(\gamma_k, \beta_j) \rightarrow Z_1(\alpha_i, \gamma_k))}, \right.$$

$$\left. \nu_{\min(Z_1(\alpha_i, \gamma_k) \rightarrow Z_2(\gamma_k, \beta_j), Z_2(\gamma_k, \beta_j) \rightarrow Z_1(\alpha_i, \gamma_k))} \right)$$

for any $(\alpha_i, \beta_j) \in (\alpha, \beta)$, $i = 1, 2, \dots, l$; $j = 1, 2, \dots, n$

(2.204)

For convenience, we denote z_{ik} as $Z(\alpha_i, \gamma_k)$ for short, and the same with others. As a result, Eqs. (2.203) and (2.204) can be respectively simplified as:

$$(Z_1 \triangleleft Z_2)(\alpha_i, \beta_j) = \left(\frac{1}{m} \sum_{j=1}^m \mu_{z_{ik} \rightarrow z_{kj}}, \frac{1}{m} \sum_{j=1}^m \nu_{z_{ik} \rightarrow z_{kj}} \right) \quad (2.205)$$

$$(Z_1 \square Z_2)(\alpha_i, \beta_j) = \min_{1 \leq k \leq m} \left(\mu_{\min(z_{ik} \rightarrow z_{kj}, z_{kj} \rightarrow z_{ik})}, \nu_{\min(z_{ik} \rightarrow z_{kj}, z_{kj} \rightarrow z_{ik})} \right) \quad (2.206)$$

Indeed, the intuitionistic fuzzy triangle product and the intuitionistic fuzzy square product are very closely-related with each other. That is, the former is the basis of the latter, due to that $(Z_1 \square Z_2)(\alpha_i, \beta_j)$ is directly derived from $(Z_1 \triangleleft Z_2)(\alpha_i, \beta_j)$ and $(Z_2 \triangleleft Z_1)(\alpha_i, \beta_j)$.

2.9.2 The Applications of Two Intuitionistic Fuzzy Products

In this subsection, we shall apply the intuitionistic fuzzy triangle product to compare any two alternatives in multi-attribute decision making with intuitionistic fuzzy information, and then use the intuitionistic fuzzy square product to construct an intuitionistic fuzzy similarity matrix which is used as a basis for further investigating intuitionistic fuzzy clustering technique.

Consider a multi-attribute decision making problem, let Y and G be as defined previously. The characteristic (or called attribute value) of each alternative y_i under all the attributes $G_j (j = 1, 2, \dots, m)$ is represented as an IFS:

$$y_i = \{ \langle G_j, \mu_{y_i}(G_j), \nu_{y_i}(G_j) \rangle | G_j \in G, i = 1, 2, \dots, n; j = 1, 2, \dots, m \} \quad (2.207)$$

where $\mu_{y_i}(G_j)$ denotes the membership degree of y_i to G_j and $\nu_{y_i}(G_j)$ denotes the non-membership degree of y_i to G_j . Obviously, $\pi_{y_i}(G_j) = 1 - \mu_{y_i}(G_j) - \nu_{y_i}(G_j)$ is the uncertainty (or hesitation) degree of y_i to G_j . If we let $z_{ij} = (\mu_{ij}, \nu_{ij}) = (\mu_{y_i}(G_j), \nu_{y_i}(G_j))$, which is an IFV, then based on these IFVs z_{ij} ($i = 1, 2, \dots, n; j = 1, 2, \dots, m$), we can construct an $n \times m$ intuitionistic fuzzy decision matrix $Z = (z_{ij})_{n \times m}$.

2.9.3 The Application of the Intuitionistic Fuzzy Triangle Product

For the above problem, the characteristic vectors of any two alternatives y_i and y_j are expressed as $Z_i = (z_{i1}, z_{i2}, \dots, z_{im})$ and $Z_j = (z_{j1}, z_{j2}, \dots, z_{jm})$ respectively. The implication degree of the alternatives y_i and y_j can be calculated with the following intuitionistic fuzzy triangle product:

$$(Z_i \triangleleft Z_j^{-1})_{ij} = \left(\frac{1}{m} \sum_{k=1}^m \mu_{z_{ik} \rightarrow z_{jk}}, \frac{1}{m} \sum_{k=1}^m \nu_{z_{ik} \rightarrow z_{jk}} \right) \quad (2.208)$$

which shows the degree that how much the alternative y_j is preferred to the alternative y_i , where Z_j^{-1} denotes the inverse of Z_j , which is defined as $(Z_j^{-1})_{kj} = (Z_j)_{jk} = z_{jk}$, $\mu_{z_{ik} \rightarrow z_{jk}}$ and $\nu_{z_{ik} \rightarrow z_{jk}}$ are respectively as shown in Eq. (2.199) for any k .

Similarly, we can calculate

$$(Z_j \triangleleft Z_i^{-1})_{ji} = \left(\frac{1}{m} \sum_{k=1}^m \mu_{z_{jk} \rightarrow z_{ik}}, \frac{1}{m} \sum_{k=1}^m \nu_{z_{jk} \rightarrow z_{ik}} \right) \quad (2.209)$$

which shows the degree that how much the alternative y_i is preferred to the alternative y_j .

From Eqs. (2.208), (2.209) and Xu and Yager (2006)'s ranking method, we can get an ordering of the alternatives y_i and y_j . Concretely speaking, (1) if $(Z_i \triangleleft Z_j^{-1})_{ij} > (Z_j \triangleleft Z_i^{-1})_{ji}$, then the alternative y_j is preferred to the alternative y_i ; (2) if $(Z_i \triangleleft Z_j^{-1})_{ij} = (Z_j \triangleleft Z_i^{-1})_{ji}$, then there is no difference between the alternatives y_i and y_j ; and (3) if $(Z_i \triangleleft Z_j^{-1})_{ij} < (Z_j \triangleleft Z_i^{-1})_{ji}$, then the alternative y_i is preferred to the alternative y_j .

Example 2.15 (Wang et al. 2012) We express the evaluation results of the cars y_i ($i = 1, 2, 3, 4, 5$) in Table 2.16 as the vectors $Z_i = (z_{i1}, z_{i2}, \dots, z_{i6})$ ($i = 1, 2, 3, 4, 5$), respectively, where $z_{ij} = (\mu_{ij}, \nu_{ij})$ ($i = 1, 2, 3, 4, 5; j = 1, 2, 3, 4, 5, 6$):

$$\begin{aligned} Z_1 &= ((0.3, 0.5), (0.6, 0.1), (0.4, 0.3), (0.8, 0.1), (0.1, 0.6), (0.5, 0.4)) \\ Z_2 &= ((0.5, 0.3), (0.5, 0.2), (0.6, 0.1), (0.7, 0.1), (0.3, 0.6), (0.4, 0.3)) \\ Z_3 &= ((0.4, 0.4), (0.8, 0.1), (0.5, 0.1), (0.6, 0.2), (0.4, 0.5), (0.3, 0.2)) \\ Z_4 &= ((0.2, 0.4), (0.4, 0.1), (0.9, 0.0), (0.8, 0.1), (0.2, 0.5), (0.7, 0.1)) \\ Z_5 &= ((0.5, 0.2), (0.3, 0.6), (0.6, 0.3), (0.7, 0.1), (0.6, 0.2), (0.5, 0.3)) \end{aligned}$$

Then we utilize the intuitionistic fuzzy triangle products Eqs. (2.208) and (2.209) to calculate the implication degrees $(Z_i \triangleleft Z_j^{-1})_{ij}$ and $(Z_j \triangleleft Z_i^{-1})_{ji}$ ($i = 1, 2, 3, 4, 5; j = 1, 2, \dots, 6$) respectively:

$$\begin{aligned} (Z_1 \triangleleft Z_2^{-1})_{12} &= \left(\frac{1}{6} \sum_{k=1}^6 \mu_{z_{1k} \rightarrow z_{2k}}, \frac{1}{6} \sum_{k=1}^6 \nu_{z_{1k} \rightarrow z_{2k}} \right) \\ &= \left(\frac{1}{6} \sum_{k=1}^6 \min\{1, 1 - \mu_{1k} + \mu_{2k}, 1 - \nu_{2k} + \nu_{1k}\}, \right. \\ &\quad \left. \frac{1}{6} \sum_{k=1}^6 \max\{0, \min\{\mu_{1k} - \mu_{2k}, \nu_{2k} - \nu_{1k}\}\} \right) \\ &= (0.9500, 0.0167) \end{aligned}$$

$$\begin{aligned} (Z_2 \triangleleft Z_1^{-1})_{21} &= \left(\frac{1}{6} \sum_{k=1}^6 \mu_{z_{2k} \rightarrow z_{1k}}, \frac{1}{6} \sum_{k=1}^6 \nu_{z_{2k} \rightarrow z_{1k}} \right) \\ &= \left(\frac{1}{6} \sum_{k=1}^6 \min\{1, 1 - \mu_{2k} + \mu_{1k}, 1 - \nu_{1k} + \nu_{2k}\}, \right. \\ &\quad \left. \frac{1}{6} \sum_{k=1}^6 \max\{0, \min\{\mu_{2k} - \mu_{1k}, \nu_{1k} - \nu_{2k}\}\} \right) \\ &= (0.8833, 0.0667) \end{aligned}$$

Similarly, we have

$$\begin{aligned}
(Z_1 \triangleleft Z_3^{-1})_{13} &= (0.9333, 0.0167), (Z_3 \triangleleft Z_1^{-1})_{31} = (0.8333, 0.0500) \\
(Z_1 \triangleleft Z_4^{-1})_{14} &= (0.9500, 0.000), (Z_4 \triangleleft Z_1^{-1})_{41} = (0.8333, 0.1000) \\
(Z_1 \triangleleft Z_5^{-1})_{15} &= (0.9000, 0.0500), (Z_5 \triangleleft Z_1^{-1})_{51} = (0.8167, 0.1000) \\
(Z_2 \triangleleft Z_3^{-1})_{23} &= (0.9333, 0.0333), (Z_3 \triangleleft Z_2^{-1})_{32} = (0.9167, 0.0333) \\
(Z_2 \triangleleft Z_4^{-1})_{24} &= (0.9167, 0.0167), (Z_4 \triangleleft Z_2^{-1})_{42} = (0.8833, 0.0500) \\
(Z_2 \triangleleft Z_5^{-1})_{25} &= (0.9000, 0.0333), (Z_5 \triangleleft Z_2^{-1})_{52} = (0.9000, 0.0500) \\
(Z_3 \triangleleft Z_4^{-1})_{34} &= (0.8667, 0.0000), (Z_4 \triangleleft Z_3^{-1})_{43} = (0.8333, 0.0500) \\
(Z_3 \triangleleft Z_5^{-1})_{35} &= (0.8667, 0.0833), (Z_5 \triangleleft Z_3^{-1})_{53} = (0.8500, 0.0667) \\
(Z_4 \triangleleft Z_5^{-1})_{45} &= (0.8167, 0.1000), (Z_5 \triangleleft Z_4^{-1})_{54} = (0.8833, 0.0833)
\end{aligned}$$

According to Xu and Yager (2006)'s ranking method, we know that

$$\begin{aligned}
(Z_1 \triangleleft Z_2^{-1})_{12} &> (Z_2 \triangleleft Z_1^{-1})_{21}, (Z_1 \triangleleft Z_3^{-1})_{13} > (Z_3 \triangleleft Z_1^{-1})_{31} \\
(Z_1 \triangleleft Z_4^{-1})_{14} &> (Z_4 \triangleleft Z_1^{-1})_{41}, (Z_1 \triangleleft Z_5^{-1})_{15} > (Z_5 \triangleleft Z_1^{-1})_{51} \\
(Z_2 \triangleleft Z_3^{-1})_{23} &> (Z_3 \triangleleft Z_2^{-1})_{32}, (Z_2 \triangleleft Z_4^{-1})_{24} > (Z_4 \triangleleft Z_2^{-1})_{42} \\
(Z_2 \triangleleft Z_5^{-1})_{25} &> (Z_5 \triangleleft Z_2^{-1})_{52}, (Z_3 \triangleleft Z_4^{-1})_{34} > (Z_4 \triangleleft Z_3^{-1})_{43} \\
(Z_3 \triangleleft Z_5^{-1})_{35} &> (Z_5 \triangleleft Z_3^{-1})_{53}, (Z_4 \triangleleft Z_5^{-1})_{45} < (Z_5 \triangleleft Z_4^{-1})_{54}
\end{aligned}$$

from which we get $y_4 \succ y_5 \succ y_3 \succ y_2 \succ y_1$.

From the above process, we can see that the intuitionistic fuzzy triangle product can be used to compare the alternatives in multi-attribute decision making with intuitionistic fuzzy information, but the computational complexity increases rapidly as the numbers of the alternatives and attributes increase.

2.9.4 The Application of the Intuitionistic Fuzzy Square Product

From Eq. (2.204), we know that the intuitionistic fuzzy square product $(Z_1 \square Z_2)_{ij}$ can be interpreted as: it measures the similarity degree of the i th row of an intuitionistic fuzzy matrix Z_1 and the j th row of an intuitionistic fuzzy matrix Z_2 mathematically. Therefore, considering the problem stated at the beginning of Sect. 2.9.2, $(Z_i \square Z_j^{-1})_{ij}$ reflects the similarity of the alternatives y_i and y_j . We can use the following formula to construct an intuitionistic fuzzy similarity matrix for the alternatives y_i ($i = 1, 2, \dots, n$):

$$\text{sim}(y_i, y_j) = (Z_i \square Z_j^{-1})_{ij} = \min_{1 \leq k \leq n} (\mu_{\min(z_{ik} \rightarrow z_{jk}, z_{jk} \rightarrow z_{ik}), \nu_{\min(z_{ik} \rightarrow z_{jk}, z_{jk} \rightarrow z_{ik})})} \quad (2.210)$$

Equation (2.210) has the following desirable properties (Wang et al. 2012):

- (1) $\text{sim}(y_i, y_j)$ is an IFV.
- (2) $\text{sim}(y_i, y_i) = (1, 0)$ ($i = 1, 2, \dots, n$).
- (3) $\text{sim}(y_i, y_j) = \text{sim}(y_j, y_i)$ ($i, j = 1, 2, \dots, n$).

Proof (1) Let's prove that $\text{sim}(y_i, y_j)$ is an IFV:

Since the results of $z_{ik} \rightarrow z_{jk}$ and $z_{jk} \rightarrow z_{ik}$ are all IFVs as proven previously, then $(\mu_{\min(z_{ik} \rightarrow z_{jk}, z_{jk} \rightarrow z_{ik}), \nu_{\min(z_{ik} \rightarrow z_{jk}, z_{jk} \rightarrow z_{ik})})}$ is an IFV, for any k .

(2) Since

$$\text{sim}(y_i, y_i) = (Z_i \square Z_i^{-1})_{ii} = \min_{1 \leq k \leq n} (\mu_{\min(z_{ik} \rightarrow z_{ik}, z_{ik} \rightarrow z_{ik}), \nu_{\min(z_{ik} \rightarrow z_{ik}, z_{ik} \rightarrow z_{ik})})}$$

and with Definition 2.4, we can easily know that $\text{sim}(y_i, y_i) = (1, 0)$.

(3) Since

$$\begin{aligned} \text{sim}(y_i, y_j) &= (Z_i \square Z_j^{-1})_{ij} = \min_{1 \leq k \leq n} (\mu_{\min(z_{ik} \rightarrow z_{jk}, z_{jk} \rightarrow z_{ik}), \nu_{\min(z_{ik} \rightarrow z_{jk}, z_{jk} \rightarrow z_{ik})})} \\ &= \min_{1 \leq k \leq n} (\mu_{\min(z_{jk} \rightarrow z_{ik}, z_{ik} \rightarrow z_{jk}), \nu_{\min(z_{jk} \rightarrow z_{ik}, z_{ik} \rightarrow z_{jk})})} \\ &= (Z_j \square Z_i^{-1})_{ji} = \text{sim}(y_j, y_i) \end{aligned}$$

then $\text{sim}(y_i, y_j) = \text{sim}(y_j, y_i)$ ($i, j = 1, 2, \dots, n$).

From the analysis above, we can know that Eq. (2.210) satisfies the conditions of intuitionistic fuzzy similarity relation, and thus, we can use it to construct an intuitionistic fuzzy similarity matrix.

2.9.5 A Direct Intuitionistic Fuzzy Cluster Analysis Method

After we have gotten an intuitionistic fuzzy similarity matrix R , with this method, there is no need to seek for its equivalent matrix before doing cluster analysis. Starting with an intuitionistic fuzzy similarity matrix, we may get the wanted cluster analysis results as with an intuitionistic fuzzy equivalent matrix, which has been proven strictly (Luo 1989). Luo (1989) introduced a direct method for clustering fuzzy sets which can only consider the membership degrees of fuzzy sets. In this section, we shall introduce a direct intuitionistic fuzzy cluster analysis method, which can take into account both the membership degrees and the non-membership degrees of IFVs under intuitionistic fuzzy environments. The method involves the following steps (Wang et al. 2012):

Step 1 Let $Z = (z_{ij})_{n \times n}$ be an intuitionistic fuzzy similarity matrix, where $z_{ij} = (\mu_{ij}, \nu_{ij})$ ($i, j = 1, 2, \dots, n$) are IFVs, then we select one of the elements of Z to determine the confidence level λ_1 , which obeys the following principles:

(1) Rank the membership degrees of r_{ij} ($i, j = 1, 2, \dots, n$) in descending order, and then take $\lambda_1 = (\mu_{\lambda_1}, \nu_{\lambda_1}) = (\mu_{i_1 j_1}, \nu_{i_1 j_1})$, where $\mu_{i_1 j_1} = \max_{i,j} \{\mu_{ij}\}$.

(2) If there exist two IFVs $(\mu_{i_1 j_1}, \nu_{i_1 j_1})$ and $(\mu_{i_1 j_1}, \bar{\nu}_{i_1 j_1})$ in (1), such that $\nu_{i_1 j_1} \neq \bar{\nu}_{i_1 j_1}$ (without loss of generality, let $\nu_{i_1 j_1} < \bar{\nu}_{i_1 j_1}$), then we choose the first one as λ_1 , i.e., $\lambda_1 = (\mu_{i_1 j_1}, \nu_{i_1 j_1})$.

Then, for each alternative y_i , we let

$$[y_i]_Z^{(1)} = \{y_j | z_{ij} = \lambda_1\} \quad (2.211)$$

In this case, y_i and all of the alternatives in $[y_i]_Z^{(1)}$ are clustered into one type, and each of the other alternatives is clustered into one type.

Step 2 Choose the confidence level λ_2 such that $\lambda_2 = (\mu_{\lambda_2}, \nu_{\lambda_2}) = (\mu_{i_2 j_2}, \nu_{i_2 j_2})$, with $\mu_{i_2 j_2} = \max_{(i,j) \neq (i_1, j_1)} \{\mu_{ij}\}$ (in particular, if there exist two or more IFVs whose membership degrees have the same value $\mu_{i_2 j_2}$, then we can follow the policy in (2) of Step 1. Then, we let $[y_i]_Z^{(2)} = \{y_j | z_{ij} = \lambda_2\}$, in this case, y_i and all of alternatives in $[y_i]_Z^{(2)}$ are clustered into one type, and each of the other alternatives is clustered into one type. Merging $[y_i]_Z^{(1)}$ and $[y_i]_Z^{(2)}$, we get $[y_i]_Z^{(1,2)} = \{y_j | z_{ij} \in \{\lambda_1, \lambda_2\}\}$, and thus, y_i and all of the alternatives in $[y_i]_Z^{(1,2)}$ are clustered into one type, and the types of the other alternatives keep unchanged.

Step 3 Take the other confidence levels and do cluster analysis following the procedure of Step 2 until all the alternatives are clustered into one type.

From the above processes, we can see that the direct method can realize the cluster analysis just based on the subscripts of alternatives, and there is even no need to get the λ -cutting matrix, which is a notable advantage of the direct method. In practical applications, after choosing some proper confidence levels, we just need to confirm their locations in the intuitionistic fuzzy similarity matrix, and then we can get the types of the considered objects on the basis of their location subscripts.

Example 2.16 (Wang et al. 2012) We use the same example as Example 2.15, and utilize the direct method developed above to classify the five cars, which involves the following steps:

Step 1 By Eq. (2.208), we calculate

$$\text{sim}(y_1, y_2) = (Z_1 \square Z_2^{-1})_{12} = \min_{1 \leq k \leq 6} (\mu_{\min(z_{1k} \rightarrow z_{2k}, z_{2k} \rightarrow z_{1k})}, \nu_{\min(z_{1k} \rightarrow z_{2k}, z_{2k} \rightarrow z_{1k})})$$

and get $\text{sim}(y_1, y_2) = (0.7, 0.2)$.

Then we calculate the others in a similar way. Consequently, we get the intuitionistic fuzzy similarity matrix:

$$Z = \begin{pmatrix} (1,0) & (0.7,0.2) & (0.7,0.1) & (0.5,0.3) & (0.5,0.4) \\ (0.7,0.2) & (1,0) & (0.7,0.1) & (0.6,0.1) & (0.6,0.3) \\ (0.7,0.1) & (0.7,0.1) & (1,0) & (0.6,0.1) & (0.5,0.5) \\ (0.5,0.3) & (0.6,0.1) & (0.6,0.1) & (1,0) & (0.6,0.3) \\ (0.5,0.4) & (0.6,0.3) & (0.5,0.5) & (0.6,0.3) & (1,0) \end{pmatrix}$$

Step 2 Choose the confidence levels properly, and get the corresponding clustering results with the direct method:

(1) When $0.7 < \mu_{\lambda_1} \leq 1.0$, by Eq. (2.210), we know that there is no value z_{ij} in R such that $z_{ij} = \lambda_1$, i.e., $[y_i]_Z^{(1)} = \phi$. Thus, each car is clustered into one type: $\{y_1\}$, $\{y_2\}$, $\{y_3\}$, $\{y_4\}$ and $\{y_5\}$.

(2) When $0.6 < \mu_{\lambda_2} \leq 0.7$, we have the following two cases:

(i) $z_{13} = z_{23} = (0.7,0.1)$: In this case, by Eq. (2.209), we know that y_1, y_2 and y_3 can be clustered into one type: $\{y_1, y_2, y_3\}$. Then, by Step 2 of the clustering method, we get that the cars y_i ($i = 1, 2, 3, 4, 5$) are clustered into three types: $\{y_1, y_2, y_3\}$, $\{y_4\}$ and $\{y_5\}$.

(ii) $z_{12} = (0.7,0.2)$: In this case, y_1 and y_2 can be clustered into one type. Thus, by Step 2 of the clustering method, we know that the cars y_i ($i = 1, 2, 3, 4, 5$) are also clustered into three types: $\{y_1, y_2, y_3\}$, $\{y_4\}$ and $\{y_5\}$.

(3) When $0.5 < \mu_{\lambda_3} \leq 0.6$, we have the following two cases:

(i) $z_{24} = z_{34} = (0.6,0.1)$: In this case, y_2, y_3 and y_4 can be clustered into one type. Then, merging the clustering results of (1) and (2), we can see that the cars y_i ($i = 1, 2, 3, 4, 5$) are clustered into two types: $\{y_1, y_2, y_3, y_4\}$ and $\{y_5\}$.

(ii) $z_{25} = (0.6,0.3)$: In this case, y_2 and y_5 can be clustered into one type. Then, merging the clustering results above, it can be obtained that the cars y_i ($i = 1, 2, 3, 4, 5$) are clustered into one type: $\{y_1, y_2, y_3, y_4, y_5\}$.

Compared with Zhang et al. (2007)'s method, we can know that the direct method with less calculation amount can have better clustering results.



<http://www.springer.com/978-3-642-28405-2>

Intuitionistic Fuzzy Aggregation and Clustering

Xu, Z.

2012, IX, 278 p., Hardcover

ISBN: 978-3-642-28405-2