

**Aufbau- und Koordinationsstrukturen
internationaler Nichtregierungsorganisationen
im System der Vereinten Nationen**

A N H A N G

- A: Grundsätzliche Informationen**
- B: Übergreifende Untersuchungsergebnisse**
- C: Organisationsstruktur und Performance**
- D: Trendaussagen**

Anhang A: Grundsätzliche Informationen

A1. Umfrage: Auflistung aller abgefragten Daten

Code	Beschreibung	Antwortformat
Q1.1	First assessment: Organizational form	- „Centralized Organization - „Federation - „Confederation - „Network - „None of the above:“ (free free text)
Q1.2	Means of coordination	
Q1.2.1	Formal (left) vs. Informal (right)	„++“ (= 1 / left side dominates strongly), „+“ (= 2 / left side dominates), „Equal“ = 3, „-“ (= 4 / right side dominates), „--“ (= 5 / right side dominates strongly)
Q1.2.2	Hierarchies high (left) low (right)	
Q1.2.3	Rules and regulations many(left) / little (right)	
Q1.2.4	Leadership through authority (left) /trust (right)	
Q1.3	Comment (means of coordination)	Free text
Q1.4	Organizational criteria of headquarters organization	- „Functions (Human Resources, Marketing & Communication, Finance, etc.)“ - „Programs, projects, campaigns or services“ - „Regions“ - „Contributors or key donors“ - „other or several criteria: „(free text)
Q1.5	Coordination of international activities	- „through the direct coordination of the directors office“ - „through a separate international department“ - „through each department individually“ - „other“ (free-text)
Q2.1*	General organizational set-up	- „no organizational unit“ - „one unit one country“ - „several units one country“ - „several units several countries“
Q2.2*	General centralization	- „Center / HQ“ - „no center“
Q2.2.1*	Existence of an alliance set-up	yes/no
Q2.3*	Bartlett-Ghoshal: Degree of control and decision-making	
Q2.3.1*	Type 1 - Control and decision-making	Likert: 1 = „no match“ to 5 = „strong match“
Q2.3.2*	Type 2 - Control and decision-making	
Q2.3.3*	Type 3 - Control and decision-making	
Q2.3.4*	Type 4 - Control and decision-making	
Q2.4*	Bartlett-Ghoshal: Development and use of expertise	
Q2.4.1*	Type 1 - Development and use of expertise	Likert: 1 = „no match“ to 5 = „strong match“
Q2.4.2*	Type 2 - Development and use of expertise	
Q2.4.3*	Type 3 - Development and use of expertise	
Q2.4.4	Type 4 - Development and use of expertise	
Q2.5*	Bartlett-Ghoshal: Roles of units abroad	
Q2.5.1*	Type 1 - Roles of units abroad	Likert: 1 = „no match“ to 5 = „strong match“
Q2.5.2*	Type 2 - Roles of units abroad	
Q2.5.3*	Type 3 - Roles of units abroad	
Q2.5.4*	Type 4 - Roles of units abroad	
Q2.6*	Second assessment: Bartlett-Ghoshal	- Type 1-4 (Bartlett-Ghoshal) - Type 5 „Other“
Q2.7	Further comment on organizational structure	free text
Q3.1	Main contributors to the budget	
Q3.1.1	Private Individuals	Likert: „1“ = not important to „5“ = very important
Q3.1.2	Foundations	
Q3.1.3	Business corporations	
Q3.1.4	Governmental institutions	
Q3.1.5	International organizations	
Q3.1.6	other	
Q3.2	Budget increase or decrease 2011	-decrease by 30% and more -decrease by 20 to 30%

		-decrease by 10 to 20% -decrease by 1 to 10 % -no change -increase by 1 to 10 % -increase by 10 to 20% -increase by 20 to 30% -increase by 30% and more
Q3.3	Percentage of administration costs	-up to 10 %; -from 10 to 20 % -from 20 to 30 % -from 30 to 40 % -from 40 to 50 % -from 50 to 60 % -from 60 to 70 % -from 70 to 80 % -from 80 to 90 % -90% and more -not applicable
Q3.4*	Absolute performance	
Q3.4.1*	Absolute performance: Achievement of organization's mission	Likert: „1“ = greatly deteriorated, to „5“ = greatly improved.
Q3.4.2*	Absolute performance: Number of individual donors and supporters	
Q3.4.3*	Absolute performance: Size of budget	
Q3.4.4*	Absolute performance: Costs of administration	
Q3.4.5*	Absolute performance: Operational flexibility of organization	
Q3.5*	Relative performance	
Q3.5.1*	Relative performance: Achievement of organization's mission	Likert: „1“ = greatly deteriorated, to „5“ = greatly improved.
Q3.5.2*	Relative performance: Number of individual donors and supporters	
Q3.5.3*	Relative performance: Size of budget	
Q3.5.4*	Relative performance: Costs of administration	
Q3.5.5*	Relative performance: Operational flexibility of organization	
Q3.6*	Structural performance	
Q3.6.1*	Structural performance: Achievement of organization's mission	Likert „1“ = very low, to „5“ = very high
Q3.6.2*	Structural performance: Growth of individual donors and supporters	
Q3.6.3*	Structural performance: Growth of budget	
Q3.6.4*	Structural performance: Lowering cost for administration	
Q3.6.5*	Structural performance: Increasing operational flexibility of organization	
Q4.1	Organization's predominant activity	- „Advocacy only“ - „Operational“ - „both“
Q4.2	Field of work of organization	- „Culture, Arts and Recreation“ - „Education & Research“ - „Health“ - „Social Services“ - „Environment“ - „Community and Neighborhood Organizations“ - „Civil Liberty Organizations“ - „Philanthropy & Donating Charities“ - „Churches and Religious Communities“ - „International Advocacy and Development Organizations“ - „Business & Professional Associations, Unions“
Q4.3	Foundation year	Free number
Q4.4.1	Individual donors and supporters	Free number
Q4.4.2	Employed staff	Free number
Q4.4.3	Volunteer staff members	Free number
Q4.5	Annual budget	- up to 10.000 USD - 10.000 - 50.000 USD - 50.000 - 250.000 USD

		- 250.000 - 500.000 USD - 500.000 - 1 Mio. USD - 1 Mio - 2,5 Mio. USD - 2,5 - 5 Mio. USD - over 5 Mio. USD - unknown
Q4.6	Headquarter location	Free text
Q4.7	International Distribution and Offices	
Q4.7.1	Europe	Yes/No
Q4.7.2	Central Asia	
Q4.7.3	East & Southeast Asia	
Q4.7.4	South Asia	
Q4.7.5	Australia - Oceania	
Q4.7.6	Middle East	
Q4.7.7	Africa	
Q4.7.8	North America	
Q4.7.9	South/Central America and Caribbean	
Q4.8	Accreditation International Organizations	
Q4.8.1	ECOSOC	Yes/No
Q4.8.2	VN-Organizations and Programs	
Q4.8.3	Other International Organizations	
Q4.8.4	Other	Free text
Q5.1	Opinions	
Q5.1.1	Lower income has forced us to cut our organization's budget	Likert: „1“ = strongly disagree, to „5“ = strongly agree.
Q5.1.2	An NGO has to have thorough knowledge to maintain it's uniqueness within the sector	
Q5.1.3	PR and fundraising have become a necessity for an NGO	
Q5.1.4	A flexible and efficient organizational structure has become increasingly important for NGOs	
Q5.1.5	Pooling resources and sharing facilities with other NGOs has become increasingly important	
Q5.1.6	Cooperations with private sector companies have become increasingly important	
Q5.1.7	Long-term cooperations of more than 3 years with other NGOs have become increasingly important	
Q5.1.8	Short-term cooperations of less than a year with other NGOs have become increasingly important	
Q5.1.9	The rising demand for accountability and performance measurement changes the NGO sector	
Q5.1.10	The idea of social entrepreneurship changes the NGO sector	
Q5.1.11	Big foundations (i.e. The Gates Foundation, The Global Fund) change the NGO sector	
Q5.1.12	Further statements	Free text
Q5.2	Final Questions	
Q5.2.1	Involvement in strategic activities	„1“ = not at all, to „5“ = very much
Q5.2.2	Involvement in operational activities	
Q5.2.3	How clear was this questionnaire?	
Q5.8	Final statements	Free text
Q5.9	Knock Out option for data integrity	Yes/No
Q5.5	Name of Organization and contact information	Free text
Q5.5.1	Name of Organization	Free text
Q5.5.2	Website	Free text
Q5.5.3	Your name (optional)	Free text
Q5.5.4	e-mail contact (optional)	Free text

A2. Arbeitsfelder des ICNPO Klassifikationssystems

(Quelle: DESA – United Nations Department of Economic and Social Affairs, 2003, S. 264)

<p>• CULTURE, ARTS AND RECREATION: includes theaters, museums, zoos, aquariums, performing arts, historical and cultural societies, sports clubs, social clubs, service clubs like the Lions, Rotary etc.</p>
<p>• EDUCATION & RESEARCH: includes primary, elementary and secondary schools, higher education, vocational schools, adult and continuing education, research institutes.</p>
<p>• HEALTH: includes hospitals, rehabilitation, nursing homes, mental health institutions, preventive health care, emergency medical services, volunteer ambulances.</p>
<p>• SOCIAL SERVICES: includes child welfare services, day care, youth welfare, family welfare, services for the handicapped, services for the elderly, assistance to refugees and homeless people, shelters, food distribution.</p>
<p>• ENVIRONMENT: includes environmental protection, conservation, cleanup and beautification, animal and wildlife protection, and veterinary services.</p>
<p>• DEVELOPMENT & HOUSING: includes community and neighborhood organisations, domestic economic and social development activities, housing associations and housing assistance.</p>
<p>• CIVIL & ADVOCACY ORGANISATIONS: includes civic associations, civil liberty groups, advocacy organisations, legal services, crime prevention and rehabilitation of offenders, consumer protection.</p>
<p>• PHILANTHROPY AND VOLUNTARISM PROMOTION: includes foundations, volunteer bureaus, fund-raising organisations.</p>
<p>• RELIGION: includes churches, synagogues, mosques and other places of worship</p>
<p>• INTERNATIONAL ACTIVITIES: includes exchange, friendship and cultural programs, international disaster and relief, international human rights and peace promotion, development assistance and aid.</p>
<p>• BUSINESS & PROFESSIONAL ASSOCIATIONS, UNIONS: includes associations among businesses, business men, professionals, and unions</p>
<p>• OTHER [please specify]</p>

A3. Auflistung verwendeter Länder und Weltregionen

(Quelle: CIA Fact Book – World Countries and Regions, online verfügbar unter <http://cia.gov/factbook>, zuletzt abgerufen am 01. September 2010)

EUROPE	
1	Albania
2	Andorra
3	Austria
4	Belarus
5	Belgium
6	Bosnia & Herzegovina
7	Bulgaria
8	Croatia
9	Cyprus
10	Czech Republic
11	Denmark
12	Estonia
13	Faeroe Islands
14	Finland
15	France
16	Germany
17	Gibraltar
18	Greece
19	Holy See
20	Hungary
21	Iceland
22	Ireland
23	Isle of Man
24	Italy
25	Kosovo
26	Latvia
27	Liechtenstein
28	Lithuania
29	Luxembourg
30	Malta
31	Monaco
32	Montenegro
33	Netherlands
34	Norway
35	Poland
36	Portugal
37	Republic of Moldova
38	Romania
39	San Marino
40	Slovakia
41	Slovenia
42	Spain
43	Sweden
44	Switzerland
45	The Former Yugoslav Republic of Macedonia
46	Ukraine
47	United Kingdom
48	Yugoslavia

CENTRAL ASIA	
49	Russian Federation
50	Kazakhstan
51	Kyrgyzstan
52	Tajikistan
53	Turkmenistan
54	Uzbekistan

SOUTH ASIA	
55	Afghanistan
56	Bangladesh
57	Bhutan
58	India
59	Maldives
60	Nepal
61	Pakistan
62	Sri Lanka

EAST & SOUTHEAST ASIA	
63	Brunei Darussalam
64	Cambodia
65	China
66	Dem. People's Rep. of Korea
67	Hong Kong SAR
68	Indonesia
69	Japan
70	Lao People's Dem. Republic
71	Macao, China
72	Malaysia
73	Mongolia
74	Myanmar
75	Philippines
76	Republic of Korea
77	Singapore
78	Taiwan
79	Thailand
80	Timor-Leste
81	Viet Nam

MIDDLE EAST	
82	Armenia
83	Bahrain
84	Georgia
85	Iran (Islamic Republic of)
86	Iraq
87	Israel
88	Jordan
89	Kuwait
90	Lebanon
91	(Occupied) Palestinian Territory
92	Oman
93	Qatar
94	Saudi Arabia
95	Syrian Arab Republic
96	Turkey
97	United Arab Emirates
98	Yemen

AUSTRALIA - OCEANIA	
99	American Samoa
100	Australia
101	Cook Islands
102	Fed. States of Micronesia
103	Fiji
104	French Polynesia
105	Guam
106	Johnston Island
107	Kiribati
108	Marshall Islands
109	Nauru
110	New Caledonia
111	New Zealand
112	Niue
113	Norfolk Island
114	Northern Mariana Islands
115	Palau
116	Papua New Guinea
117	Pitcairn
118	Samoa
119	Solomon Islands
120	Tokelau

121	Tonga
122	Tuvalu
123	Vanuatu
124	Wallis and Futuna Islands

AFRICA	
125	Algeria
126	Angola
127	Benin
128	Botswana
129	Burkina Faso
130	Burundi
131	Cameroon
132	Cape Verde
133	Central African Republic
134	Chad
135	Comoros
136	Congo
137	Cote d'Ivoire
138	Dem. Republic of the Congo
139	Djibouti
140	Egypt
141	Equatorial Guinea
142	Eritrea
143	Ethiopia
144	Gabon
145	Gambia
146	Ghana
147	Guinea
148	Guinea-Bissau
149	Kenya
150	Lesotho
151	Liberia
152	Libyan Arab Jamahiriya
153	Madagascar
154	Malawi
155	Mali
156	Mauritania
157	Mauritius
158	Middle Africa
159	Morocco
160	Mozambique
161	Namibia
162	Niger
163	Nigeria
164	Reunion
165	Rwanda
166	Saint Helena
167	Sao Tome and Principe
168	Senegal
169	Seychelles
170	Sierra Leone
171	Somalia
172	South Africa
173	Sudan
174	Swaziland
175	Togo
176	Tunisia
177	Uganda
178	United Rep. of Tanzania
179	Western Sahara
180	Zambia
181	Zimbabwe

SOUTH AMERICA	
182	Argentina
183	Bolivia
184	Brazil

185	Chile
186	Colombia
187	Ecuador
188	Falkland Islands (Malvinas)
189	French Guiana
190	Guyana
191	Paraguay
192	Peru
193	Suriname
194	Uruguay
195	Venezuela

CENTRAL AMERICA AND CARIBBEAN	
196	Anguilla
197	Antigua and Barbuda
198	Aruba
199	Bahamas
200	Barbados
201	Belize
202	British Virgin Islands
203	Cayman Islands
204	Central America
205	Costa Rica
206	Cuba
207	Dominica
208	Dominican Republic
209	El Salvador
210	Grenada
211	Guadeloupe
212	Guatemala
213	Haiti
214	Honduras
215	Jamaica
216	Martinique
217	Montserrat
218	Netherlands Antilles
219	Nicaragua
220	Panama
221	Puerto Rico
222	Saint Kitts and Nevis
223	Saint Lucia
224	Saint Vincent and Grenadines
225	Trinidad and Tobago
226	Turks and Caicos Islands
227	United States Virgin Islands

NORTH AMERICA	
228	Bermuda
229	Canada
230	Greenland
231	Mexico
232	Saint Pierre and Miquelon
233	United States of America

A4. Anzahl der NGOs im ECOSOC-Konsultativstatus

Jahr	Cat. I General	Cat. II / Special	Cat. III / Roster	Suspension Status General	Suspension Status Special	Total	Quelle
1945	0	0	0	-	-	0	Willems, Peter (2002), o. S.
1946	4	0	0	-	-	4	
1947	7	32	2	-	-	41	
1948	9	56	4	-	-	69	
1949	9	77	4	-	-	90	
1950	9	78	110	-	-	197	
1951	9	92	116	-	-	217	
1952	9	100	113	-	-	222	
1953	9	106	124	-	-	239	
1954	9	109	151	-	-	269	
1955	10	110	162	-	-	282	
1956	10	110	172	-	-	292	
1957	10	112	177	-	-	299	
1958	10	112	180	-	-	302	
1959	10	117	200	-	-	327	
1960	10	119	205	-	-	334	
1961	10	120	201	-	-	331	
1962	10	124	198	-	-	332	
1963	10	122	206	-	-	338	
1964	10	131	214	-	-	355	
1965	10	131	220	-	-	361	
1966	12	135	221	-	-	368	
1967	12	143	222	-	-	377	
1968	12	143	222	-	-	377	
1969	16	116	245	-	-	377	
1970	16	137	266	-	-	419	
1971	16	157	296	-	-	469	
1972	17	168	334	-	-	519	
1973	19	181	381	-	-	581	
1974	20	192	403	-	-	615	
1975	24	194	433	-	-	651	
1976	24	196	466	-	-	686	
1977	26	204	501	-	-	731	
1978	27	203	534	-	-	764	
1979	30	206	357	-	-	593	
1980	30	205	373	-	-	608	
1981	31	215	400	-	-	646	
1982	31	215	400	-	-	646	
1983	31	239	422	-	-	692	
1984	32	236	444	-	-	712	
1985	34	269	457	-	-	760	
1986	34	267	461	-	-	762	
1987	35	299	493	-	-	827	
1988	35	299	493	-	-	827	
1989	36	331	526	-	-	893	
1990	36	331	526	-	-	893	
1991	41	354	533	-	-	928	
1992	41	354	533	-	-	928	
1993	41	373	555	-	-	969	
1994	42	376	551	-	-	969	
1995	69	436	563	-	-	1.068	
1996	80	500	646	-	-	1.226	
1997	88	602	666	-	-	1.356	
1998	103	745	669	-	-	1.517	
1999	111	918	672	-	-	1.701	
2000	120	1.003	872	-	-	1.995	
2001	121	1.083	885	-	-	2.089	
2002	131	1.197	908	-	-	2.236	
2003	131	1.317	931	-	-	2.379	
2004	134	1.473	923	-	-	2.530	ECOSOC (2004), o. S.
2005	136	1.639	944	-	-	2.719	ECOSOC (2005), o. S.
2006	137	1.780	952	-	-	2.869	ECOSOC (2006), o. S.
2007	136	1.955	960	-	-	3.051	ECOSOC (2007), o. S.
2008	137	2.071	975	-	-	3.183	ECOSOC (2008a), o. S.
2009	138	2.166	983	1	94	3.192	ECOSOC (2009), o. S.
2010	139	2.218	1.025	2	76	3.304	ECOSOC (2010a), o. S.
2011	144	2.405	978	2	102	3.423	ECOSOC (2011), o. S.

A5. Liste der NGOs im ECOSOC-Konsultativstatus

ECOSOC General Consultative Status

1	AARP	31	de Cooperativas de Ahorro y Crédito	69	Int. Federation of Settlements and Neighbourhood Centres	108	+ Soroptimist Int.	9	Abraham Fund Initiatives	45	+ African Center Foundation
2	Academic Council on the United Nations System	32	Conference of Non-Governmental Organizations in Consultative Relationship with the United Nations	70	+ Int. Federation on Ageing	109	Transnational Radical Party	10	+ Academy for Educational Development	46	African Centre for Democracy and Human Rights Studies
3	+ Adventist Development and Relief Agency	33	+ Consumers Int.	71	Int. Higher Education Academy of Sciences	110	Union nationale de la femme tunisienne	11	+ Academy for Future Science	47	African Child Care Association
4	Africa Muslims Agency	34	Congregations of St. Joseph	72	Int. Informatization Academy	111	Union of Arab Banks	12	Academy for Mobilizing Rural-Urban Action through Education	48	African Citizens Development Foundation
5	Africa-America Institute	35	+ Coordination SUD	73	Int. Institute for Applied Systems Analysis	112	United Cities and Local Governments	13	Academy of Criminal Justice Sciences	49	African Community Resource Center
6	+ African American Islamic Institute	36	DEVNET Association	74	Int. Institute for Non-Aligned Studies	113	United Nations Association of China	14	Academy of Labour and Social Relations	50	African Development Institute
7	Agence internationale pour le développement	37	Environmental Development Action in the Third World	75	Int. Movement ATD Fourth World	114	United Nations Association of Russia	15	Academy of Mining Sciences	51	African Institute for Democracy
8	Al-khoei Foundation	38	Femmes Afrique solidarité	76	Int. Organization for Standardization	115	Women's Federation for World Peace Int.	16	Action aides aux familles démunies	52	+ African Peace Network
9	Asia Crime Prevention Foundation	39	Foundation for the Social Promotion of Culture	77	Int. Organization of Employers	116	Women's Int. Democratic Federation	17	Action Canada for Population and Development	53	African Refugees Foundation
10	+ Asian Forum of Parliamentarians on Population and Development	40	Foundation for the Support of the United Nations	78	+ Int. Planned Parenthood Federation	117	World Association of Girl Guides and Girl Scouts	18	Action contre la faim	54	African Services Committee
11	Asian Legal Resource Centre	41	Franciscans Int.	79	Int. Research Centre for Environmental Structures „Pio Manzù“	118	+ World Blind Union	19	Action pour le développement de l'Afrique à la base	55	African Society of Int. and Comparative Law
12	Assemblée parlementaire de la francophonie	42	+ Friends World Committee for Consultation	80	+ Int. Save the Children Alliance	119	World Confederation of Labour	20	Action pour le développement de l'Afrique à la base	56	African Wildlife Foundation
13	Association for Progressive Communications	43	Global 2000	81	Int. Social Security Association	120	World Confederation of Productivity Science	21	Action pour le développement de l'Afrique à la base	57	+ African Women's Association
14	Association for Women's Rights in Development	44	Good Neighbors Int.	82	Int. Trade Union Confederation	121	World Conference of Religions for Peace	22	Action pour le développement de l'Afrique à la base	58	African Women's Development and Communication Network
15	+ Association of Medical Doctors of Asia	45	Greek Orthodox Archdiocesan Council of North and South America	83	Int. Trustee Fund of the Tsyolkovsky Moscow State Aviation Technological University	122	World Economic Forum	23	+ Action pour le développement de l'agriculture et de la pêche avec protection environnementale de Likende	59	African Youth for Transparency
16	Association tunisienne des mères	46	Green Cross Int.	84	Int. Union of Economists	123	World Family Organization	24	+ ActionAid	60	African Youth Movement
17	AVSI Foundation	47	+ Greenpeace Int.	85	Int. Youth and Student Movement for the United Nations	124	World Federation of Democratic Youth	25	Actions on Gender, Citizenship and Development	61	African Youth Network for Sustainable Development
18	Bohasanwasi Shri Akshar Purushottam Swaminarayan Sanstha	48	+ HelpAge Int.	86	Inter-Press Service Int. Association	125	World Federation of Trade Unions	26	+ Actions solidaires de soutien aux organisations et d'appui aux libertés	62	Africare
19	Brahma Kumaris World Spiritual University	49	Humane Society of the United States	87	Legião da Boa Vontade	126	+ World Federation of United Nations Associations	27	Adalah: Legal Center for Arab Minority Rights in Israel	63	Afro-Asian Peoples' Solidarity Organization
20	+ CARE Int.	50	+ InterAction: American Council for Voluntary Int. Action	88	Liberal Int.	127	World Fellowship of Buddhists	28	Adelphi Research	64	Afro Centre for Development Peace and Justice
21	+ Caritas Internationalis	51	Int. Abolitionist Federation	89	Médecins du monde	128	World Information Transfer	29	Admiral Family Circle Islamic Community	65	AFS Inter-Cultural Programs
22	Centre de recherches et de promotion pour la sauvegarde des sites et monuments historiques en Afrique	52	+ Int. Alliance of Women	90	+ Médecins sans frontières	129	World Movement of Mothers	30	Advisory Commission of the Evangelical Church in Germany	66	Agence d'aide à la coopération technique et au développement
23	Centro di Ricerca e Documentazione Febbraio 74	53	Int. Association „Znanie“	91	Muslim World League	130	World Muslim Congress	31	Advisory Committee for the Protection of the Sea	67	+ Agence de développement économique et culturel nord-sud
24	China NGO Network for Int. Exchanges	54	+ Int. Association for Religious Freedom	92	National Association of Non-Governmental Organizations	131	+ World Organization of the Scout Movement	32	Advisory Network for African Information Society	68	Agencia Latinoamericana de Información
25	Chinese People's Association for Friendship with Foreign Countries	55	Int. Association of Lions Clubs	93	National Council of Negro Women	132	World Veterans Federation	33	Advocates for Human Rights	69	+ Agency for Cooperation and Research in Development
26	+ CIDSE	56	Int. Association of Peace Foundations	94	+ New Humanity	133	+ World Vision Int.	34	Advocates for Youth	70	Agermanament sense fronteres
27	+ CIVICUS: World Alliance for Citizen Participation	57	Int. Association of Soldiers for Peace	95	Orbicom: réseau des Chaires UNESCO en communication	134	+ World Wide Fund for Nature Int.	35	Afghan Development Association	71	+ Aging Research Center
28	Colombian Confederation of NGOs	58	Int. Center for Research on Women	96	Organization for Industrial, Spiritual and Cultural Advancement Int.	135	Worldwide Network: Women in Development and Environment	36	Africa and Middle East Refugee Assistance	72	Agir ensemble pour les droits de l'homme
29	+ Commission of the Churches on Int. Affairs of the World Council of Churches	59	+ Int. Chamber of Commerce	97	Organization of African Trade Union Unity	136	Youth for Unity and Voluntary Action	37	Africa Humanitarian Action	73	Agir pour les femmes en situation précaire
30	Confederación Latinoamericana	60	Int. Confederation of Free Trade Unions	98	Organization of Islamic Capitals and Cities	137	+ Zonta Int.	38	Africa Infrastructures Foundation	74	Agrenska Foundation
		61	Int. Cooperative Alliance	99	+ Oxfam Int.			39	Africa Legal Aid	75	Agricultural Missions
		62	Int. Council for Adult Education	100	Pacific Concerns Resource Centre			40	+ Africa Safe Water Foundation	76	Agudas Israel World Organization
		63	Int. Council of Environmental Law	101	Parliamentarians for Global Action			41	African Action on AIDS	77	Ahmedabad Women's Action Group
		64	Int. Council of Voluntary Agencies	102	Red de Salud de las Mujeres Latinoamericanas y del Caribe			42	African Association of Education for Development	78	AIDS Action
		65	Int. Council on Social Welfare	103	Rotary Int.			43	African Business Roundtable	79	AIDS Alliance in Nigeria
		66	Int. Federation of Agricultural Producers	104	Russian Academy of Natural Sciences			44	African Canadian Legal Clinic	80	AIDS Information Switzerland
		67	Int. Federation of Associations of the Elderly	105	Russian Peace Foundation					81	AIIEC Int.
		68	+ Int. Federation of Business and Professional Women	106	Socialist Int.					82	+ Ain o Salish Kendra
				107	Society for Int. Development					83	Airline Ambassadors Int.

ECOSOC Special Consultative Status

1	3D: Trade, Human Rights, Equitable Economy
2	8th Day Center for Justice
3	A Child Is Missing
4	A Woman's Voice Int.
5	Aahung
6	ABANTU for Development
7	Abdul Momen Khan Memorial Foundation
8	Aboriginal and Torres Strait Islander Commission

88	Al Mezan Center for Human Rights	131	American Society of Safety Engineers	170	Asian Centre for Organization Research and Development	202	Association algérienne d'alphabétisation	232	Association for Sustainable Community Development	259	bien-être et le secours de l'enfant et de la mère
89	Al Zubair Charity Foundation	132	American Society of the Italian Legions of Merit	171	Asian Federation of Laryngectomees Association	203	Association algérienne de solidarité aux malades respiratoires	233	Association for Sustainable Human Development	260	Association nationale Al Hidn
90	Alan Guttmacher Institute	133	+ American Youth Understanding Diabetes Abroad	172	+ Asian Forum for Human Rights and Development	204	Association algérienne pour la planification familiale	234	Association for the Advancement of Education	261	Association nationale de soutien aux enfants en difficulté et en institution
91	Aland Islands Peace Institute	134	Americans for UNFPA	173	Asian Indigenous and Tribal Peoples Network	205	Association Coeur africain	235	Association for the Advancement of Psychological Understanding of Human Nature	262	Association nationale de volontariat „Touiza“
92	Albert Schweitzer Institute	135	Amicale marocaine des handicapés	174	Asian Institute of Transport Development	206	Association culturelle d'aide à la promotion éducative et sociale	236	Association for the Prevention of Torture	263	Association of African Women for Research and Development
93	ALDET Centre	136	Amis de la Terre	175	Asian Migrant Centre	207	Association d'aide aux enfants cancéreux	237	Association for the Protection of the Environment	264	Association of Arab-American University Graduates
94	Aleut Int. Association	137	Amman Center for Human Rights Studies	176	Asian Non-Governmental Organizations Coalition for Agrarian Reform and Rural Development	208	Association d'assistance aux grands handicapés à domicile	238	Association for the Study of the World Refugee Problem	265	Association of Asian Confederation of Credit Unions
95	All About Social, Economic, Educational Rights Foundation	138	Amnesty Int.	177	Asian-Pacific Resource and Research Centre for Women	209	Association de défense des tunisiens à l'étranger	239	Association for Women's Career Development in Hungary	266	Association of Development Financing Institutions in Asia and the Pacific
96	All Africa Farmers Network	139	Andean Commission of Jurists	178	Asian Partnership for the Development of Human Resources in Rural Asia	210	Association de développement de Korba	240	Association François-Xavier Bagnoud	267	Association of European Parliamentarians for Africa
97	All-China Environment Federation	140	Andrew W. Mellon Foundation	179	Asian People's Disability Alliance	211	Association de sauvegarde des monuments et sites	241	Association guinéenne pour la réinsertion des toxicomanes	268	Association of Families and Women in Rural Areas
98	All China Women's Federation	141	Anglican Consultative Council	180	+ Asian Women in Cooperative Development Forum	212	+ Association des Badinga du Congo	242	Association haïtienne d'aide aux enfants nécessiteux et au relèvement des communes de l'Artibonite	269	Association of Former Diplomats of China
99	All India Movement for Seva	142	Ankara Foundation of Children with Leukemia	181	Asian Women's Conference Network	213	Association des consommateurs de télécommunication de Côte d'Ivoire	243	Association internationale de lutte contre la pauvreté et pour le développement	270	Association of Former United Nations Industry and Development Experts
100	All India Shah Behram Baug Society for Scientific and Educational Research	143	Annai Educational Society	182	Asian Women's Human Rights Council	214	Association des états généraux des étudiants de l'Europe	244	Association internationale des droits de l'enfant en difficulté et dans la souffrance	271	Association of Garbage Collectors for Community Development
101	All India Women's Conference	144	Anti-Slavery Int.	183	Asociación Civil Consorcio Desarrollo y Justicia	215	Association des études internationales	245	Association internationale des mouvements familiaux de formation rurale	272	Association of Indigenous Peoples of the North, Siberia and Far East of the Russian Federation
102	All India Women's Education Fund Association	145	Antioch Christian Centre	184	Asociación Conciencia	216	Association des femmes éducatrices du Mali	246	+ Association jeunesse action développement	273	Association of Interbalkan Women's Cooperation Societies
103	All Pakistan Women's Association	146	Antiviolence Center	185	Asociación Cubana de las Naciones Unidas	217	+ Association des jeunes pour le développement humain et la protection de l'environnement	247	Association pour l'assistance au développement en Guinée	274	Association of Language Testers in Europe
104	All-Russian Social Fund „The Russian Children Foundation“	147	Antonio Restrepo Barco Foundation	186	Asociación de Antiguas Alumnas del Colegio Madres Irlandesas	218	Association des parlementaires tunisiens	248	Association pour le développement des régions francophones	275	Association of Organizations for Social and Educational Assistance
105	All-Russian Society of Disabled People	148	Arab Centre for the Independence of the Judiciary and the Legal Profession	187	Asociación de Antiguas Alumnas del Colegio Madres Irlandesas	219	Association des volontaires pour l'assistance au développement en Guinée	249	Association jeunesse culture loisirs technique	276	Association of Presbyterian Women of Aoteaora
106	All-Russian Society of the Deaf/All-Russian Public Organization of Persons with Disabilities	149	Arab Council for Childhood and Development	188	Asociación de Antiguas Alumnas del Colegio Madres Irlandesas	220	Association européenne contre les violences faites aux femmes au travail	250	Association malienne d'initiatives et d'actions pour le développement	277	Association of Support to HIV-Infected and Affected Children and Their Families
107	Alliance Defense Fund	150	Arab Commission for Human Rights	189	Asociación Pro Democracia	221	Association européenne des cheminots	251	Association marocaine d'aide à l'enfant et à la famille	278	Association of the Bar of the City of New York
108	Alliance for Arab Women	151	Arab Lawyers Union	190	Asociación Mensajeros de la Paz	222	Association féminine Tunisie 21	252	Association marocaine d'appui à la promotion de la petite entreprise	279	Association of Third World Studies
109	Alliance for Marriage	152	Arab Mexican Chamber of Industry and Commerce	191	+ Asociación Mujeres Unidas para el Microcrédito	223	Association femme et développement	253	Association marocaine de planification familiale	280	Association of United Families Int.
110	Alliance Niger Nature	153	Arab Network for Environment and Development	192	Asociación Nacional Cívica Femenina	224	Association femmes, enfants et développement	254	Association marocaine de solidarité et de développement	281	+ Association Points-Coeur
111	Alpha Kappa Alpha Sorority	154	Arab Organization for Human Rights	193	Asociación Proyecto Hombre	225	Association for Aid and Relief	255	Association marocaine de soutien et d'aide aux handicapés mentaux	282	Association pour l'action sociale et le développement
112	Alulbayt Foundation	155	+ Arab Red Crescent and Red Cross Organization	194	Asociación Regional de Empresas de Petróleo y Gas Natural en Latinoamérica y el Caribe	226	Association for Assistance to Families with Disabled Children	256	Association marocaine des droits humains	283	Association pour la collaboration globale
113	Ambassadors for Children	156	Architectes de l'urgence	195	Asociación de Antiguas Alumnas del Colegio Madres Irlandesas	227	Association for Democratic Initiatives	257	+ Association mauritanienne pour la santé de la mère et de l'enfant	284	Association pour la défense des droits de la femme et de l'enfant
114	America Mideast Educational and Training Services	157	Arcidonna Onlus	196	Asociación Cubana de las Naciones Unidas	228	Association for Emissions Control by Catalyst	258	Association mauritanienne pour le	285	Association pour la formation et l'insertion sociale de l'adolescent et de la femme
115	American Association of Jurists	158	Argentine Association of Int. Law	197	Asociación de Antiguas Alumnas del Colegio Madres Irlandesas	229	Association for Reproductive and Family Health			286	+ Association pour la lutte contre le travail des enfants au Niger
116	American Association of University Women	159	Argentine Society of Pediatrics	198	Asociación de Antiguas Alumnas del Colegio Madres Irlandesas	230	Association for Social Advancement				Association pour la promotion de
117	American Bar Association	160	Arias Foundation for Peace and Human Progress	199	Asociación Pro Democracia	231	Association for Solidarity with				
118	American Cancer Society	161	Armenian Assembly of America	200	Asociación Mensajeros de la Paz						
119	American Civil Liberties Union	162	Armenian Constitutional Right-Protective Centre	201	+ Asociación Nacional Cívica Femenina						
120	American College of Obstetricians and Gynecologists	163	Art of Living Foundation		Asociación Proyecto Hombre						
121	American Conservative Union	164	Asayesefid White Cane		Asociación Regional de Empresas de Petróleo y Gas Natural en Latinoamérica y el Caribe						
122	American Correctional Association	165	Asia-Japan Women's Resource Centre		Asociación Cubana de las Naciones Unidas						
123	American Indian Law Alliance	166	Asia-Pacific Human Rights Information Center		Asociación de Antiguas Alumnas del Colegio Madres Irlandesas						
124	American Jewish Committee	167	Asia Pacific Network Information Centre		Asociación Mensajeros de la Paz						
125	American Life League	168	Asia Pacific Women's Watch		Asociación Mujeres Unidas para el Microcrédito						
126	American Planning Association	169	Asian Centre for Human Rights		Asociación Nacional Cívica Femenina						
127	+ American Psychological Association				Asociación Proyecto Hombre						
128	American Society for Training and Development				Asociación Regional de Empresas de Petróleo y Gas Natural en Latinoamérica y el Caribe						
129	American Society of Criminology				Asociación Cubana de las Naciones Unidas						
130	American Society of Int. Law				Asociación de Antiguas Alumnas del Colegio Madres Irlandesas						

287	l'emploi et du logement		Palestinian Residency and Refugee Rights	355	Canadian Association of Elizabeth Fry Societies	394	eration	426	Centre for Human Rights and Peace Advocacy	459	+ Child Care Consortium
	Association pour la protection de la nature et de l'environnement de Kairouan	316	Baha'i Int. Community	356	Canadian Centre on Substance Abuse	395	Center for Int. Rehabilitation	427	Centre for Psychology and Social Change	460	Child Development Foundation
288	Association pour la recherche sur la sclérose latérale amyotrophique et autres maladies du motoneurone	317	Bahrain Women Society	357	Canadian Council of Churches	396	Center for Justice and Int. Law			461	Child Family Health Int.
		318	Baltic Sea Forum	358	Canadian Environmental Network		Center for Migration Studies of New York	428	+ Centre for Public Health	462	Child Foundation
289	Association pour la taxation des transactions financières pour l'aide aux citoyens	319	Bangladesh Nari Progati Sangha	359	Canadian Federation of Agriculture	397	Center for Oceans Law and Policy	429	Centre for Research in Rural and Industrial Development	463	Child Rights Action Coalition
		320	Bangladesh NGOs Network for Radio and Communication	360	+ Canadian Federation of University Women	398	Center for Organisation Research and Education	430	Centre for Social Research	464	Child Welfare League of America
290	+ Association pour le développement économique, social, environnemental du nord	321	Bangladesh Scholarship Council	361	Canadian HIV/AIDS Legal Network	399	Center for Policy Alternatives	431	Centre for the World Religions	465	Children Int.
291	Association pour le développement harmonieux de la mère et de l'enfant du Cameroun	322	Bangladesh Women Chamber of Commerce and Industry	362	Canadian Labour Congress	400	Center for Policy Studies	432	Centre for Women, the Earth, the Divine	466	Children of a Better Time
292	Association santé et environnement	323	Bangwe et Dialogue	363	Canadian Race Relations Foundation	401	Center for Practice-Oriented Feminist Science	433	Centre indépendant de recherches et d'initiatives pour le dialogue	467	Children of the World: Regional Public Charitable Fund of Assistance to Cultural and Sports Development of Children and Young People
293	Association Tunisie-méditerranée pour le développement durable	324	BAOBAB for Women's Human Rights	364	Canadian Research Institute for the Advancement of Women	402	Center for Reproductive Rights	434	Centre national d'information sur les droits des femmes et des familles	468	Chilean Corporation for Children Youth Rights
294	Association tunisienne de la communication et des sciences spatiales*	325	Baptist World Alliance	365	+ Capital Humano y Social Alternativo	403	Center for Strategic Research and Development of Georgia	435	Centre of Economic and Social Studies of the Third World	469	China Arms Control and Disarmament Association
295	Association tunisienne de lutte contre les MST/SIDA	326	Bar Association for Int. Governmental Organizations	366	CARAM Asia Berhad	404	Center for Studies on Turkey	436	Centre on Housing Rights and Evictions	470	China Association for Int. Science and Technology Cooperation
296	Association tunisienne de prévention de toxicomanie	327	Batani Int. Development Fund for Indigenous Peoples of the North, Siberia and the Far East of the Russian Federation	367	+ CARE	405	Center for the Study of Administration of Relief	437	Centres d'accueil de l'espoir	471	China Association for NGO Cooperation
297	Association tunisienne des auberges et tourisme de jeunes	328	Be Active, Be Emancipated	368	Caribbean and Latin America Trade Association	406	Center for Victims of Torture	438	Centrist Democrat Int.	472	China Association for Preservation and Development of Tibetan Culture
298	Association tunisienne des droits de l'enfant	329	Becket Fund for Religious Liberty	369	Caribbean Association for Feminist Research and Action	407	Center for Women's Global Leadership	439	Centro de Estudio y Formación Integral de la Mujer	473	China Association for Science and Technology
299	Association tunisienne des femmes démocratiques	330	Befrienders Int.	370	Caribbean Medical Association	408	Centre africain de recherche industrielle	440	Centro de Estudios de Estado y Sociedad	474	China Care and Compassion Society
300	Association tunisienne des villages d'enfants SOS	331	Benevolent Community Education and Rural Development Society	371	+ Carmelite NGO	409	Centre béninois pour le développement des initiatives à la base	441	Centro de Estudios Europeos	475	China Disabled Persons Federation
301	Association VERSeau Développement	332	+ Benin Rural Assistance	372	Carter Center	410	Centre d'accompagnement des alternatives locales de développement	442	Centro de Estudios Sobre la Juventud	476	China Education Association for Int. Exchange
302	Associazione Amici dei Bambini	333	Bhagwan Mahaveer Viklang Sahayata Samiti Jaipur	373	Catholic Daughters of the Americas	411	Centre d'accompagnement des autochtones pygmées et minoritaires vulnérables	443	Centro de Información y Educación para la Prevención del Abuso de Drogas	477	China Environmental Protection Foundation
303	Associazione Casa Famiglia Rosetta	334	Bharat Sevashram Sangha	374	Catholic Institute for Int. Relations	412	Centre d'animation, de formation, de recherche et d'appui au développement	444	Centro de Investigación Social, Formación y Estudios de la Mujer	478	China Family Planning Association
304	Associazione Comunità Papa Giovanni XXIII	335	Big Brothers Big Sisters Int.	375	+ Catholic Int. Education Office	413	Centre d'étude et de recherche pour l'intégration régionale et le développement de l'Afrique	445	Centro de Salud Familiar La Fe	479	China Great Wall Society
305	Associazione IRENE	336	Biogas Sector Partnership Nepal	376	Catholic Medical Mission Board	414	Centre d'études diplomatiques et stratégiques	446	Centro Nazionale di Prevenzione e Difesa Sociale	480	China Green Foundation
306	Australian Catholic Social Justice Council	337	Biopolitics Int. Organisation	377	+ Catholic Organization for Relief and Development Aid	415	Centre d'études pour réaliser l'espoir de l'enfant du désert	447	Centro Regional de Derechos Humanos y Justicia de Género	481	China Int. Institute of Multinational Corporations
307	Australian Council for Int. Development	338	Bischoffliches Hilfswerk Misereor	378	Catholic Relief Services	416	Centre de développement agro-pastoral de Djolu	448	Cercle de l'auto-promotion et de l'excellence	482	China Int. Public Relations Association
308	Australian Reproductive Health Alliance	339	Black Sea Civil Society Solidarity Association	379	Catholics for Choice	417	Centre de formation aux techniques informatiques	449	Cercle de recherche sur les droits et les devoirs de la personne humaine	483	China Society for Human Rights Studies
309	+ Austrian Federal Economic Chamber	340	Black Sea University Foundation	380	Católicas Por el Derecho a Decidir	418	Centre des dames mûres*	450	Cercle des amis de la forêt pour le 21 ^e siècle	484	China Society for Promotion of the Guangcai Programme
310	Aviation sans frontières	341	Blagovest Centre of People's Help Int. Public Charitable Organization	381	Caucus for Women's Leadership	419	Centre féminin pour la promotion du développement	451	Cesvi Fondazione*	485	Chinese Association for Int. Understanding
311	Avocats sans frontières	342	Brazilian Foundation of America	382	+ Cause première	420	Centre for Adivasee Studies and Peace	452	Chabad: Int. Jewish Educational and Cultural Network	486	Chinese Immigrants Services
312	Ayande Roshan Nokhbegan Foundation	343	Bridges Int.	383	Center for Alcohol and Drug Research and Education	421	+ Centre for Affordable Water and Sanitation Technology	453	Chamber of Commerce, Industry and Production of the Argentine Republic	487	Chinese People's Association for Peace and Disarmament
313	Ayuda y Solidaridad con las Niñas de la Calle	344	Brothers of Charity	384	Center for Assistance to Human Rights Protection	422	Centre for Democracy and Development	454	CHANGE	488	Chinese Society for Sustainable Development
314	Azerbaijan Women and Development Centre	345	Buddha's Light Int. Association	385	Center for Democratic Renewal	423	Centre for Development Strategy	455	Charitable Institute for Protecting Social Victims	489	Chinese Women's Association of America
315	Badil Resource Center for	346	+ Buddhist Tzu Chi Foundation	386	Center for Development Services	424	Centre for Environment and Sustainable Development	456	Charitable Society for Social Welfare	490	Chinese Young Volunteers Association
		347	Building and Social Housing Foundation	387	+ Center for Economic and Social Rights	425	Centre for European Constitutional Law: Themistocles and Dimitris Tsatsos Foundation	457	Charity Foundation for Special Diseases	491	Chintan Environmental Research and Action Group
		348	Bundesarbeitsgemeinschaft der Senioren-Organisationen	388	Center for Egyptian Women's Legal Assistance Foundation			458	Chernobyl Union Int.	492	+ Christian Aid
		349	+ Bunyad Literacy Community Council	389	Center for Human Rights and Environment						
		350	Business Council for Sustainable Energy	390	Center for Inquiry						
		351	Cairo Institute for Human Rights Studies	391	Center for Inter-Ethnic Cooperation						
		352	Campaign for Innocent Victims in Conflict	392	Center for Int. Earth Science Information Network						
		353	Campaign Life Coalition	393	Center for Int. Health and Coop-						
		354	Canada Family Action Coalition								

493	Christian Children's Fund	525	Comité int. des femmes africaines pour le développement	558	Conseil int. du sport militaire		Secretariat	639	+ Ecologic Institute for Int. and European Environmental Policy		Transport and Environment
494	Christian Conference of Asia			559	+ Consortium d'appui aux actions pour la promotion et le développement de l'Afrique	598	+ Defence for Children Int.		Economists for Peace and Security	678	European Federation of Older Students at Universities
495	Christian Legal Fellowship	526	Comité int. pour le respect et l'application de la charte africaine des droits de l'homme et des peuples	560	Consortium for Street Children	599	Delta Sigma Theta Sorority	640		679	European Institute
496	Church World Service			561	Consultative Council of Jewish Organizations	600	Democracy Coalition Project	641	Ecopeace-Middle East Environmental NGO Forum	680	European Intermodal Association
497	Citizens for Decent Housing			562	Convention of Independent Financial Advisors	601	+ Deniz Feneri Association	642	Education Int.	681	+ European Law Students' Association
498	Citizens United for Rehabilitation of Errants	527	Comité national d'action pour les droits de l'enfant et de la femme	563	Cooperation and Participation in Overseas NGOs	602	Dental Care Int. Foundation	643	Education pour la population et la vie familiale	682	European League for Economic Cooperation
499	+ Citizens' Coalition for Economic Justice	528	Comité national d'entraide de la jeunesse et de l'enfance	564	Cooperativa Tecnico Scientifica di Base	603	+ Deutsche Welthungerhilfe	644	Egyptian AIDS Society	683	European Network of Policewomen
500	Citizens' Movement for Environmental Justice	529	Comité pour les relations internationales de jeunesse de la communauté française de Belgique	565	Cooperative Housing Foundation	604	Development Alternatives with Women for a New Era	645	Egyptian Association for Educational Resources	684	+ European Roma Rights Center
501	Citizens' Rights Protection Society			566	Cooperazione Internazionale	605	Development Innovations and Networks	646	Egyptian Center for Women's Rights	685	European Solidarity Towards Equal Participation of People
502	CITYNET: Regional Network of Local Authorities for the Management of Human Settlements	530	Commission africaine des promoteurs de la santé et des droits de l'homme	567	Coordinadora de la Mujer	606	Development Promotion Group	647	Egyptian Council for Foreign Affairs	686	European Space Policy Institute
503	Civic Education Project	531	Commission for the Defense of Human Rights in Central America	568	Coordinating Board of Jewish Organizations	607	Dhaka Ahsania Mission	648	Egyptian Organization for Human Rights	687	European Transport Safety Council
504	Civil Resource Development and Documentation Centre	532	Commission national des femmes travailleuses de Guinée	569	Coordinating Body of the Indigenous Organizations in the Amazon Basin	608	+ Dianova Int.	649	Egyptian Red Crescent Society	688	+ European Union of Jewish Students
505	Climate Institute			570	Coordinating Committee for Int. Voluntary Service	609	Dignity Int.	650	Emmaus Int. Association	689	European Union of Women
506	Club of Madrid	533	Committee for Hispanic Children and Families	571	Coordination des associations et ONG féminines du Mali	610	DiploFoundation	651	Endeavour Forum	690	+ European Women's Lobby
507	Coalition against Trafficking in Women	534	Commonwealth Association of Surveying and Land Economy	572	Coordination des ONG féminines gabonaises	611	+ Disabled Peoples Int.	652	Enfants du monde: Droits de l'homme	691	+ European Youth Forum
508	Coalition for Community Participation in Governance	535	Commonwealth Human Ecology Council	573	Coordination française du lobby européen des femmes	612	Dogal Hayati Koruma Dernegi: Society for the Protection of Nature	653	Engender	692	EUROSOLAR Turkey
509	Coalition gaie et lesbienne du Québec	536	+ Commonwealth Human Rights Initiative	574	Coordination immigrés du sud du monde	613	Doha Int. Institute for Family Studies and Development	654	English Int. Association of Lund	693	Exchange and Cooperation Centre for Latin America
510	Coalition nationale de Guinée pour les droits et la citoyenneté des femmes	537	Community and Family Services Int.	575	Corporate Accountability Int.	614	Dominican Leadership Conference	655	Ensemble allons dans la paix	694	Fairleigh Dickinson University
511	Coalition of Activist Lesbians	538	Community Anti-Drug Coalitions of America	576	Corporation of Opportunity and Joint Action	615	+ Dominican Union of Journalists for Peace	656	Environic Foundation Int.	695	Families of Victims of Involuntary Disappearance
512	Cohort for Research on Environment, Urban Management and Human Settlements	539	Community Development Volunteers for Technical Assistance	577	Council of American Overseas Research Centers	616	Dominicans for Justice and Peace: Order of Preachers	657	Environment Action Association	696	Family Action Foundation
513	Collectif des organisations des jeunes solidaires du Congo — Kinshasa	540	Community of Sant'Egidio	578	Council of Int. Programs	617	Dones per la Llibertat i Democràcia	658	+ Environmental Camps for Conservation Awareness	697	Family Africa
514	Collectif sénégalais des Africaines pour la promotion de l'éducation relative à l'environnement	541	Community Social Welfare Foundation	579	+ Council on Health Research for Development	618	Droit à l'énergie SOS futur	659	Environmental Defense Fund	698	Family Care Int.
515	College Art Association	542	Community-Based Rehabilitation Network	580	Counterpart Int.	619	Drug Abuse Information Rehabilitation and Research Centre	660	Environmental Protection and Conservation Organisation	699	Family Health Int.
516	+ Colombia Unida por el Respeto al Adulto Mayor	543	Company of the Daughters of Charity of St. Vincent de Paul	581	Couple to Couple League Int.	620	Drug Free America Foundation	661	Environmental Rights Action/Friends of the Earth Nigeria	700	Family of the Americas
517	Colombian Commission of Jurists	544	Computer Professionals for Social Responsibility	582	Cousteau Society	621	Drug Watch Int.	662	Environmental Women's Assembly	701	Family Planning Association of the Islamic Republic of Iran
518	Colonie des pionniers de développement	545	Comunicación Cultural	583	Covenant House	622	DrugScope	663	Equality Now	702	Family Planning Association of Turkey
519	Comisión Jurídica para el Auto-desarrollo de los Pueblos Originarios Andinos „Capaj“	546	+ Concern Worldwide US	584	Credo-Action	623	Du pain pour chaque enfant	664	Equidad de Género: Ciudadanía, Trabajo y Familia	703	Family Planning Movement „Vrancea“
520	Comité catholique contre la faim et pour le développement	547	Concerned Women for America	585	Crime Stoppers Int.	624	Dui Hua Foundation	665	Espace Afrique Int.	704	Family Research Council
521	Comité d'action pour les droits de l'enfant et de la femme	548	Conectas Direitos Humanos	586	Croatian World Congress	625	+ Dutch Council for Refugees	666	Ethics and Religious Liberty Commission of the Southern Baptist Convention	705	Family Welfare Foundation of India
522	Comité de apoyo a los trabajadores agrícolas	549	Confederation fiscale européenne	587	Croissant rouge algérien	626	Eagle Forum	667	Ethiopian World Federation	706	Family Welfare in Brazil Civil Society
523	Comité français des organisations non gouvernementales pour la liaison et l'information des Nations Unies	550	Confederation of Business Women of Russia	588	Cross-Cultural Solutions	627	Earth Society Foundation	668	Ethiopian Youth League	707	FATIMA Women's Network
524	Comité français pour l'Afrique du Sud	551	Confederazione Generale Italiana del Lavoro	589	Cultural Survival	628	Earthcorps	669	Eurasian Harm Reduction Network*	708	Fazaldad Human Rights Institute
		552	Conference of European Churches	590	Danish Association for Gays and Lesbians	629	Earthjustice	670	Euromontana	709	Federación de Asociaciones de Defensa y Promoción de los Derechos Humanos
		553	Congo Watch	591	D.A.R.E. America	630	EarthRights Int.	671	Europe 2000	710	Federación Española de Asociaciones Pro Vida
		554	Congregation of Our Lady of Charity of the Good Shepherd	592	Data for Development	631	+ Eastern African Sub-Regional Support Initiative for the Advancement of Women	672	European AIDS Treatment Group	711	+ Federación Estatal de Lesbianas, Gays, Transsexuales y Bisexuales
		555	Congress of Aboriginal Peoples	593	David M. Kennedy Center for Int. Studies	632	Eastern Regional Organization for Public Administration	673	European-Asian-Latin American Institute for Cooperation	712	Federación Internacional de Asociaciones de Ayuda Social Ecológica y Cultural
		556	Conscience and Peace Tax Int.	594	Dayemi Complex Bangladesh	633	Eastern Sudan Women Development Organization	674	European Bureau for Lesser Used Languages	713	Federal Union of European Nationalities
		557	Conseil de jeunesse pluriculturelle	595	Daytop Village Foundation	634	+ EastWest Institute	675	European Centre for Law and Justice	714	Federatie van Nederlandse Verenigingen tot Integratie Van
				596	December 18 vzw	635	East-West Management Institute	676	European Disability Forum		
				597	December Twelfth Movement Int.	636	Eco-Accord: Center for Environment and Sustainable Development	677	European Federation for		
						637	Eco-Ecolo				
						638	+ Eco-Tiras Int. Environmental Association of River Keepers				

	Homosexualität —COC Nederland	749	Focus on the Family		Integration	821	+ Fundación Instituto Psicopedagógico Uruguayo		Technologies and Environments		tives économiques des femmes
715	Fédération de Tunis de solidarité sociale	750	Focus on the Family Association	786	Foundation for Subjective Experiments and Research	822	Fundación Interviada	859	Global Business Coalition on HIV/AIDS, Tuberculosis and Malaria	903	Grupo de Información en Reproducción Elegida
716	Fédération des associations des handicapés moteurs	751	Fondation canadienne des droits de la personne	787	Foundation for the American Indian	823	Fundación Mujeres en Igualdad	860	Global Cooperation Society	904	Grupo Ecológico Sierra Gorda
717	Fédération des organisations non-gouvernementales du Senegal	752	+ Fondation Chantal Biya	788	Foundation for the Child and the Family	824	Fundación para Estudio e Investigación de la Mujer	861	+ Global Eco-Village Network	905	Guild of Service
718	Fédération européenne des centres de recherche et d'information sur le sectarisme	753	Fondation Congo Assistance	789	Foundation for the Refugee Education Trust	825	Fundación Para La Libertad „Askatasun Bidean“	862	Global Environmental Action	906	Gulf Automobile Federation
719	Fédération européenne des femmes actives au foyer	754	Fondation connaissance et liberté	790	Foundation for the Rights of Future Generations	826	Fundación Proyecto de Paz Mundial	863	Global Exchange	907	Guyana Responsible Parenthood Association
720	Federation for Women and Family Planning	755	Fondation El Kef pour le développement régional	791	Foundation for the Rights of the Family	827	Fundación Red Deporte y Cooperación	864	Global Foundation for Democracy and Development	908	Habitat for Humanity Int.
721	Federation of American Scientists	756	Fondation généreuse développement	792	Foundation for the Rights of the Family	828	Fundación Sales	865	Global Fund for Children	909	+ Habitat Int. Coalition
722	+ Federation of American Women's Clubs Overseas	757	Fondation Guilé	793	Foundation Partners for Local Development	829	Fundación Salvadoreña Para el Desarrollo Economico y Social	866	Global Fund for Women	910	Hadassah: Women's Zionist Organization of America
723	Federation of Associations of Former Int. Civil Servants	758	Fondation Humanus	794	Foundation Projekta for Women and Development Services	830	Fundación Teleton Mexico	867	Global Hand	911	+ Haiti Mission
724	Federation of Balkan Turks and Associations for Emigrés	759	Fondation internationale carrefour	795	Foundation for the Rights of the Family	831	+ Fundación UNITRAN	868	Global Helping to Advance Women and Children	912	+ Half the Sky Foundation
725	Federation of Cuban Women	760	Fondation Maman Henriette Conte	796	France libertés: Fondation Danielle Mitterrand	832	Gaia Matter	869	Global Housing Foundation	913	+ Handicap Int.
726	+ Federation of Environmental and Ecological Diversity for Agricultural Revampment and Human Rights	761	Fondation Mohammed V pour la solidarité	797	François-Xavier Bagnoud Center for Health and Human Rights	833	GAVI Fund	870	Global Metro City: The Global Forum	914	Hariri Foundation
727	Federation of European Motorcyclists Associations	762	Fondation Nicolas Hulot pour la nature et l'homme	798	Franklin and Eleanor Roosevelt Institute	834	General Confederation of Trade Unions	871	Global Network of People Living with HIV/AIDS	915	Hawa Society for Women
728	Federation of Independent Trade Unions of Russia	763	Fondation Ostad Elahi: éthique et solidarité humaine	799	Fraternité Notre Dame	835	+ General Conference of Seventh Day Adventists	872	Global Policy Forum	916	Health for Humanity
729	Federation of Islamic Medical Associations	764	Fondation Suisse Maroc pour le développement durable	800	Freedom House	836	General Federation of Jordanian Women	873	Global Village for Rehabilitation and Development	917	+ Health on the Net Foundation
730	Federation of Jain Associations in North America	765	Fondation Surgir	801	Fridtjof Nansen Institute	837	General Research Institute on the Convention on the Rights of the Child	874	Global Volunteer Network Foundation	918	+ Hebrew Immigrant Aid Society
731	Federation of Muslim Women's Associations in Nigeria	766	Fondazione Giovanni e Francesca Falcone	802	Friends of Africa Int.	838	Génération recherche action et formation pour l'environnement	875	+ Global Volunteers	919	HELIO Int.
732	Federation of National Representations of the Experiment in Int. Living	767	Fondazione Opera Campana dei Caduti	803	Friends Society in Social Service	839	Generations United	876	Global Witness	920	+ Help for the Andes Foundation
733	Federation of Trade Unions of Ukraine	768	+ Fondazione San Patignano	804	+ Front Line: Int. Foundation for the Protection of Human Rights Defenders	840	+ Geneva Infant Feeding Association	877	Global Workers Justice Alliance	921	Help Handicapped Int.
734	+ Federation of Western Thrace Turks in Europe	769	Fonds E7 pour le développement énergétique durable	805	Fund for Women in Asia	841	Geneva Int. Model United Nations	878	+ Global Youth Action Network	922	Helsinki Foundation for Human Rights
735	+ Federation of Women Lawyers in Kenya	770	Forest Alliance of British Columbia	806	Fund of Aid for Youth	842	Geneva Social Observatory	879	Globe Aware	923	Henry Dunant Centre for Humanitarian Dialogue
736	Felix Varela Center	771	Forest Peoples Programme	807	Fundação de Assistência Medica Internacional	843	Genève pour les droits de l'homme: formation internationale	880	Globe Int.	924	Heritage Foundation
737	Feminist Club	772	Forum for Women and Development	808	Fundación „8 de Marzo“ para la Promoción de Mujeres y Jóvenes	844	+ Geriatrics Care Foundation of Pakistan	881	Globe Japan	925	Himalayan Research and Cultural Foundation
738	+ Feminist League	773	Forum of Culture and Arts of Uzbekistan	809	Fundación AlvarAlice	845	German Foundation for World Population	882	Globetree	926	Hoffnungszeichen
739	Feminist Majority Foundation	774	Forum of Women's NGOs of Kyrgyzstan	810	Fundación Antonio Núñez Jiménez de la Naturaleza y el Hombre	846	Gherush92: Committee for Human Rights	883	Globus et Locus	927	Hong Kong Council of Social Service
740	Feminist Press Inc.	775	Foster Care Organization Int.	811	+ Fundación Cimientos	847	Girl Scouts of the United States of America	884	God's Harvest Foundation	928	Hong Kong Federation of Women's Centres
741	Femme avenir	776	+ Foundation ECPAT Int.	812	Fundación Cultural Baur	848	Girls Learn Int.	885	GOI Peace Foundation	929	Hong Kong Federation of Women's Centres
742	Femmes actives et foyer	777	Foundation for a Culture of Peace	813	Fundación de Ayuda contra la Drogadicción	849	+ Girls' Power Initiative	886	Good People Int.	930	Hong Kong Women Professionals and Entrepreneurs Association
743	Femmes autochtones du Québec	778	Foundation for Aboriginal and Islander Research Action Aboriginal Corporation	814	+ Fundación de Ayuda y Promoción de las Culturas Indígenas Rosa Colledvall	850	Global 2000	887	Goodwill Industries Int.	931	Hope for Africa
744	Femmes solidaires	779	Foundation for Democracy in Africa	815	Fundación de la Solidaridad y el Voluntariado de la Comunidad Valenciana	851	Global Action on Aging	888	Gorakhpur Environmental Action Group	932	Hope for the Nations
745	FEMVISION	780	+ Foundation for Ecological Security	816	Fundación Democrática Italo-Americana	852	Global Action Plan Int.	889	Graill	933	Hope Worldwide
746	Finnish Youth Cooperation	781	+ Foundation for Human Rights and Freedoms and Humanitarian Relief	817	Fundación Diagrama: Intervención Psicosocial	853	Global African Congress	890	+ Gram Bharati Samiti	934	Howard Center for Family, Religion and Society
747	Firooznia Charity Foundation	782	Foundation for Human Rights Initiative	818	Fundación Eudes	854	Global Alliance against Traffic in Women	891	Grameena Vikas Samithi	935	Howard League for Penal Reform
748	Flora Tristan Peruvian Women's Center	783	Foundation for Int. Training	819	Fundación Guayasamin	855	Global Alliance for Improved Nutrition	892	Gran Fraternidad Universal	936	Huairou Commission
		784	Foundation for Preventing Youth Violence	820	Fundación Huancaivilca	856	Global Alliance for TB Drug Development	893	Grassroots Organisations Operating Together in Sisterhood	937	Hudson Institute
		785	Foundation for Research on Technology Migration and			857	Global Alliance for Women's Health	894	Greek Council for Refugees	938	Human Appeal Int.
						858	+ Global Alliance on Accessible	895	Green Asia Network	939	Human Lactation Center
								896	Green Earth Organization	940	Human Relief Foundation
								897	Green Front of Iran	941	Human Resource Development Foundation
								898	Group 484	942	Human Rights Advocates
								899	Group for Study and Research on Democracy and Economic and Social Development in Africa	943	Human Rights Commission of Pakistan
								900	Group of 78	944	Human Rights Congress for Bangladesh Minorities
								901	Groupe pivot: droit et citoyenneté des femmes	945	Human Rights Council of Australia
								902	Groupement d'appui aux initia-		

946	Human Rights Defence Centre	984	Indonesian Child Welfare Foundation	1021	Instituto Qualivida		Services for the Ageing	1096	Int. Centre for Trade and Sustainable Development	1129	Int. Council on Human Rights Policy
947	Human Rights Education Associates	985	Indonesian National Council on Social Welfare	1022	Integrated Care Society	1058	Int. Association of Initiatives of Change	1097	Int. Centre of Sociological, Penal and Penitentiary Research and Studies	1130	Int. Council on Jewish Social and Welfare Services
948	Human Rights First	986	Information Habitat	1023	Integrated Development in Focus	1059	Int. Association of Jewish Lawyers and Jurists	1098	Int. Chamber of Shipping	1131	Int. Council on Management of Population Programmes
949	+ Human Rights Information and Documentation Systems Int.	987	Information Society of Ukraine	1024	+ Inter-African Committee on Traditional Practices Affecting the Health of Women and Children	1060	Int. Association of Judges	1099	Int. Children's Dream Foundation	1132	Int. Council on Mining and Metals
950	Human Rights Information and Training Center	988	+ Ingénieurs du monde	1025	Inter-American Federation of Touring and Automobile Clubs	1061	Int. Association of Lawyers against Nuclear Arms	1100	Int. Club for Peace Research	1133	Int. Criminal Defense Attorneys Association
951	Human Rights Internet	989	Iniciativa Ciudadana ¡Basta Ya!	1026	Inter-American Housing Union	1062	Int. Association of Medical Colleges	1101	Int. Coastal and Ocean Organization	1134	Int. Critical Incident Stress Foundation
952	Human Rights National Circle	990	Initiatives: Women in Development	1027	Inter-American Parliamentary Group on Population and Development	1063	Int. Association of Peace Messenger Cities	1102	Int. College of Surgeons	1135	+ Int. Development Enterprises
953	Human Rights Watch	991	Initiatives of Change International*	1028	Inter-American Press Association	1064	Int. Association of Penal Law	1103	Int. Commission of Catholic Prison Pastoral Care	1136	Int. Driving Tests Committee
954	+ Human Security Initiative Organization	992	Inner Trip Reiyukai Int.	1029	+ Inter-American Statistical Institute	1065	Int. Association of Ports and Harbors	1104	+ Int. Commission of Jurists	1137	+ Int. Education for Peace Institute
955	Humanist Committee on Human Rights	993	Institut arabe des droits de l'homme	1030	+ Inter-European Parliamentary Forum on Population and Development	1066	Int. Association of Prosecutors	1105	Int. Commission on Distance Education	1138	Int. Electrotechnical Commission
956	Humanist Institute for Cooperation with Developing Countries	994	Institut de la gestion déléguée	1031	Interact Worldwide	1067	+ Int. Association of Schools of Social Work	1106	Int. Commission on Irrigation and Drainage	1139	Int. Energy Foundation
957	+ Humanitarian Accountability Partnership Int.	995	Institut de politique familiale	1032	Intermon	1068	Int. Association of Science Parks	1107	Int. Commission on Workforce Development	1140	Int. Environmental Law Research Centre
958	Humanitarian Foundation of Canada	996	Institut du développement durable et des relations internationales	1033	Int. Academy of Architecture	1069	Int. Association of University Presidents	1108	Int. Committee for Arab-Israeli Reconciliation	1141	Int. Eurasia Press Fund
959	Humanitarian Law Center	997	Institut int. des sciences politiques	1034	Int. Academy of Astronautics	1070	Int. Association of Women in Radio and Television	1109	Int. Committee for the Indians of the Americas	1142	+ Int. Family Therapy Association
960	+ Humanity First	998	Institute for Agriculture and Trade Policy	1035	Int. Academy of Ecology and Life Protection Sciences	1071	Int. Association of Women Judges	1110	Int. Communities for the Renewal of the Earth	1143	+ Int. Federation „Terre des hommes“
961	Hunter College Center for Community and Urban Health	999	Institute for Cognitive Science Studies	1036	Int. AIDS Vaccine Initiative	1072	Int. Association of Y's Men's Clubs	1111	Int. Confederation for Family Support	1144	+ Int. Federation for Family Development
962	Ibero American Institute of Aeronautic and Space Law and Commercial Aviation	1000	Institute for Energy and Environmental Research	1037	Int. Air Transport Association	1073	+ Int. Association of Youth and Family Judges and Magistrates	1112	Int. Confederation of Childhood Cancer Parent Organizations	1145	Int. Federation for Home Economics
963	IFENDU for Women's Development	1001	Institute for Environment and Development Studies	1038	+ Int. Alert	1074	Int. Astronautical Federation	1113	+ Int. Confederation of Christian Family Movements	1146	Int. Federation for Housing and Planning
964	Il Cenacolo	1002	Institute for Global Environmental Strategies	1039	Int. Architects Designers Planners for Social Responsibility	1075	Int. Automobile Federation	1114	Int. Conference Volunteers	1147	Int. Federation for Human Rights Leagues
965	Imam Al-Sadr Foundation	1003	Institute for Int. Economic Cooperation and Development	1040	Int. Association against Painful Experiments on Animals	1076	Int. Bar Association	1115	+ Int. Congo Aid — Smile African Children	1148	Int. Federation for Hydrocephalus and Spina Bifida
966	+ Imam Ali's Popular Students Relief Society	1004	Institute for Int. Urban Development	1041	Int. Association against Torture	1077	+ Int. Black Sea Club	1116	Int. Corrections and Prisons Association for the Advancement of Professional Corrections	1149	Int. Federation of ACAT
967	Imamia Medics Int.	1005	Institute for Interreligious Dialogue	1042	Int. Association for Democracy in Africa	1078	Int. Black Women for Wages for Housework	1117	Int. Council for Caring Communities	1150	Int. Federation of Beekeepers Associations
968	Imperial Orthodox Palestine Society	1006	Institute for Multicultural Communications, Cooperation and Development	1043	Int. Association for Human Values	1079	Int. Blue Crescent Relief and Development Foundation	1118	Int. Council for Education of People with Visual Impairment	1151	Int. Federation of Building and Wood Workers
969	Inclusion Int.	1007	Institute for Policy Studies	1044	Int. Association for Humanitarian Medicine Brock Chisholm	1080	+ Int. Bridges to Justice	1119	Int. Council for Game and Wildlife Conservation	1152	Int. Federation of Catholic Medical Associations
970	+ Incorvuz-XXI	1008	Institute for Sustainable Development and Research	1045	Int. Association for Impact Assessment	1081	Int. Buddhist Relief Organisation	1120	Int. Council for Research and Innovation in Building and Construction	1153	Int. Federation of Family Associations of Missing Persons from Armed Conflicts
971	India Vision Foundation	1009	Institute for the Development of Education, Arts and Leisure	1046	Int. Association for Integration, Dignity and Economic Advancement	1082	Int. Bureau for Children's Rights	1121	Int. Council of Chemical Associations	1154	Int. Federation of Hard of Hearing People
972	Indian Association of Parliamentarians on Population and Development	1010	Institute for War and Peace Reporting	1047	Int. Association for Media and Communication Research	1083	Int. Bureau for Epilepsy	1122	Int. Council of Jewish Women	1155	Int. Federation of Industrial Energy Consumers
973	Indian Council of Education	1011	Institute for Women's Studies and Research	1048	Int. Association for the Defence of Religious Liberty	1084	Int. Cartographic Association	1123	Int. Council of Management Consulting Institutes	1156	Int. Federation of Inspection Agencies
974	+ Indian Federation of United Nations Associations	1012	Institute of Cultural Affairs Int.	1049	Int. Association for the Protection of Intellectual Property	1085	Int. Catholic Child Bureau	1124	Int. Council of Prison Medical Services	1157	Int. Federation of Journalists
975	Indian Movement „Tupaj Amaru“	1013	Institute of Global Education	1050	Int. Association for Volunteer Effort	1086	Int. Catholic Migration Commission	1125	Int. Council of Psychologists	1158	Int. Federation of Medical Students Associations
976	Indian Muslim Federation	1014	Institute of Inter-Balkan Relations	1051	Int. Association for Water Law	1087	Int. Catholic Union of the Press	1126	Int. Council of Scientific Unions	1159	Int. Federation of Multimedia Associations
977	Indian National Trust for Art and Cultural Heritage	1015	Institute of Internal Auditors	1052	Int. Association for Women's Mental Health	1088	Int. Center for Clubhouse Development	1127	Int. Council of Societies of Industrial Design	1160	Int. Federation of Non-Governmental Organizations for the Prevention of Drug and Substance Abuse
978	Indian Social Institute	1016	+ Institute of Int. Social Development	1053	Int. Association of Applied Psychology	1089	Int. Center for Not-for-Profit Law	1128	Int. Council on Alcohol and Addictions	1161	Int. Federation of Persons with Physical Disability
979	Indian Society of Agribusiness Professionals	1017	Institute of Int. Sociology of Gorizia	1054	+ Int. Association of Charities	1090	Int. Center Innovations in Civic Participation			1162	Int. Federation of Resistance
980	Indigenous and Peasant Coordinator of Communal Agroforestry	1018	Institute of Marine Engineering, Science and Technology	1055	Int. Association of Democratic Lawyers	1091	Int. Centre for Ethnic Studies				
981	Indigenous People of Africa Coordinating Committee	1019	Institute of Social Studies Trust	1056	Int. Association of Gerontology and Geriatrics	1092	Int. Centre for Human Rights and Democratic Development				
982	Indigenous Peoples Survival Foundation	1020	Institute on Human Rights and the Holocaust	1057	Int. Association of Homes and	1093	Int. Centre for Missing and Exploited Children				
983	Indigenous World Association					1094	Int. Centre For Study and Development				
						1095	Int. Centre for the Legal Protection of Human Rights				

	Movements	1204	Int. Metalworkers Federation	1239	Int. Prisoners Aid Association		Women, Education and Development	1321	Jamaican Association on Mental Retardation	1362	Korean Council for Local Agenda 21
1163	Int. Federation of Social Workers	1205	+ Int. Motor Vehicle Inspection Committee	1240	Int. Psychoanalytical Association Trust	1281	Int. Wages for Housework Campaign	1322	Jammu and Kashmir Council for Human Rights	1363	Korean Federation for Environmental Movement
1164	Int. Federation of the Little Brothers of the Poor	1206	Int. Movement against All Forms of Discrimination and Racism	1241	Int. Rainwater Harvesting Alliance	1282	+ Int. Women Bond	1323	Jana Utthan Pratisthan	1364	Korean Foundation for World Aid
1165	Int. Federation of Training and Development Organizations	1207	Int. Movement for Fraternal Union among Races and Peoples	1242	+ Int. Real Estate Federation	1283	Int. Women Count Network	1324	Japan Civil Liberties Union	1365	Korean Institute for Women and Politics
1166	+ Int. Federation of University Women	1208	Int. Movement of Apostolate in the Independent Social Milieus	1243	Int. Rehabilitation Council for Torture Victims	1284	Int. Women's Democracy Center	1325	Japan Federation of Bar Associations	1366	Korean National Council of Women
1167	Int. Federation of Women in Legal Careers	1209	Int. Multiracial Shared Cultural Organization	1244	Int. Relations Students' Association of McGill University	1285	Int. Women's Health Coalition	1326	Japan Fellowship of Reconciliation	1367	Korean Progressive Network-Jinbonet
1168	+ Int. Federation of Women Lawyers	1210	Int. Muslim Women's Union	1245	Int. Religious Liberty Association	1286	Int. Women's Rights Action Watch	1327	Japanese Association of Int. Women's Rights	1368	Korean Sharing Movement
1169	+ Int. Fellowship of Reconciliation	1211	Int. Native Tradition Interchange	1246	Int. Rescue Committee	1287	Int. Women's Writing Guild	1328	Japanese Organization for Int. Cooperation in Family Planning	1369	+ Kurdistan Reconstruction and Development Society
1170	Int. First Aid Society	1212	Int. Network for Small and Medium Sized Enterprises	1247	+ Int. Research Foundation for Development	1288	Int. Women's Year Liaison Group	1329	+ Japanese Workers Committee for Human Rights	1370	Kuwait Information Technology Society
1171	Int. Forestry Students Association	1213	Int. Network for Sustainable Energy	1248	+ Int. Road Federation	1289	Int. Work Group for Indigenous Affairs	1330	Jesuit Refugee Service	1371	L'association d'équipements collectifs La Castellane
1172	Int. Forum for Child Welfare	1214	+ Int. Network for the Prevention of Elder Abuse	1249	Int. Road Safety	1290	+ Int. Young Catholic Students	1331	Jeunesse horizon	1372	L'auravet'an Information and Education Network of Indigenous People
1173	Int. Fund for Animal Welfare	1215	Int. Network of Alternative Financial Institutions	1250	Int. Road Transport Union	1291	Int. Young Christian Workers	1332	Jigyansu Tribal Research Centre	1373	La Morada
1174	Int. Gay and Lesbian Human Rights Commission	1216	Int. Network of Basin Organizations	1251	Int. Rural Housing Association	1292	Int. Youth Hostel Federation	1333	JMJ Children's Fund of Canada	1374	Ladies Charitable Society
1175	Int. Harm Reduction Association	1217	Int. Network of Liberal Women	1252	Int. School Psychology Association	1293	Internet Society	1334	Joan B. Kroc Institute for Peace and Justice	1375	Lama Gangchen World Peace Foundation
1176	+ Int. Health Awareness Network	1218	+ Int. NGO Forum on Indonesian Development	1253	Int. Self-Reliance Agency for Women	1294	Interregional Union of Life Help for Mentally Handicapped Persons „Sail of Hope“	1335	Join Together Society	1376	Lassalle-Institut
1177	Int. HIV/AIDS Alliance	1219	+ Int. Ocean Institute	1254	Int. Service for Human Rights	1295	Intersos Humanitarian Aid Organization	1336	Jordanian Hashemite Fund for Human Development	1377	LatCrit
1178	Int. Hotel and Restaurant Association	1220	Int. Ontopsychology Association	1255	Int. Shinto Foundation	1296	Inuit Circumpolar Council	1337	Jose Marti Cultural Society	1378	Latin American and Caribbean Continental Organization of Students
1179	+ Int. Humanist and Ethical Union	1221	Int. Organization for Peace, Care and Relief	1256	Int. Social Science Council	1297	+ IPAS	1338	Jubilee Campaign	1379	Latin American Association of Development Financing Institutions
1180	Int. Indian Treaty Council	1222	Int. Organization for the Elimination of All Forms of Racial Discrimination	1257	+ Int. Social Service	1298	Iranian Elite Research Center	1339	Junior Achievement Worldwide	1380	Latin American Committee for the Defence of Women's Rights
1181	+ Int. Initiative for Peace	1223	Int. Organization for the Right to Education and Freedom of Education	1258	Int. Society for Augmentative and Alternative Communication	1299	ISHA Foundation	1340	Junior Chamber Int.	1381	Latin American Federation of Associations of Relatives of Disappeared Detainees
1182	Int. Institute for Human Rights, Environment and Development	1224	Int. Organization of Supreme Audit Institutions	1259	Int. Society for Prosthetics and Orthotics	1300	Isigodlo Trust — South African Women in Dialogue	1341	+ Justice for All — Prison Fellowship Ethiopia	1382	Latin American Human Rights Association
1183	Int. Institute for the Development of Citizenship	1225	Int. Paralympic Committee	1260	Int. Society for Traumatic Stress Studies	1301	ISIS Int.	1342	Justice for Girls Outreach Society	1383	Latin American Iron and Steel Institute
1184	Int. Institute for the Rights of the Child	1226	Int. Peacebuilding Alliance	1261	Int. Society of Doctors for the Environment	1302	Isis: Int. Women's Information and Communication Service	1343	Karnataka Manava Vikas Sangha	1384	+ Law Association for Asia and the Pacific
1185	Int. Institute of Administrative Sciences	1227	Int. PEN	1262	Int. Society of Social Defence	1303	ISIS: Women's Int. Cross-Cultural Exchange	1344	Katimavik	1385	Lawyers' Rights Watch Canada
1186	Int. Institute of Higher Studies in Criminal Sciences	1228	Int. Petroleum Industry Environmental Conservation Association	1263	+ Int. Sociological Association	1304	Islamic Centre	1345	Kenya Alliance for Advancement of Children	1386	Lawyers without Borders
1187	Int. Institute of Humanitarian Law	1229	Int. Planned Parenthood Federation	1264	Int. Statistical Institute	1305	Islamic Heritage Society	1346	Kenya Medical Women's Association	1387	Lay Movement for Latin America
1188	Int. Investment Centre	1230	Int. Planned Parenthood Federation	1265	Int. Sustainable Energy Organisation for Renewable Energy and Energy Efficiency	1306	Islamic Human Rights Commission	1347	Kenya Tuitakayo: Citizens Coalition for Constitutional Change	1388	Le forum pour l'intégration des migrants
1189	Int. Islamic Committee for Woman and Child	1231	Int. Planned Parenthood Federation	1266	Int. Telecommunication Academy	1307	Islamic Relief	1348	Kerala Rural Development Agency	1389	Leadership for Environment and Development
1190	Int. Islamic Federation of Student Organizations	1232	Int. Planned Parenthood Federation	1267	Int. Touring Alliance	1308	Islamic Women's Institute of Iran	1349	Keystone Center	1390	+ Leadership Watch
1191	+ Int. Islamic Relief Organization	1233	+ Int. Planned Parenthood Federation	1268	Int. Tunnelling Association	1309	Israel Women's Network	1350	Khiam Rehabilitation Centre for Victims of Torture	1391	League of Kenya Women Voters
1192	Int. Jurists Organisation	1234	Int. Police Association	1269	+ Int. Union for Land Value Taxation and Free Trade	1310	Israeli Committee against House Demolitions	1351	Kids Can Free the Children	1392	League of Women Voters of the United States
1193	Int. Justice Mission	1235	Int. Possibilities Unlimited	1270	Int. Union for the Scientific Study of Population	1311	Istanbul Int. Brotherhood and Solidarity Association	1352	+ Kids First Fund	1393	Learning and Development Kenya
1194	Int. Kolping Society	1236	+ Int. Presentation Association of the Sisters of the Presentation of the Blessed Virgin Mary	1271	Int. Union of Anthropological and Ethnological Sciences	1312	+ Istituto Internazionale Maria Ausiliatrice delle Salesiane di Don Bosco	1353	Kimse Yok Mu	1394	Learning for a Sustainable Future
1195	+ Int. La Strada Association	1237	Int. Press Institute	1272	Int. Union of Architects	1313	IT for Change	1354	+ Kindermothilfe	1395	Lebanese Association for Popular Action
1196	Int. Lactation Consultant Association	1238	Int. Prison Watch	1273	Int. Union of Building Centres	1314	Italian Association for Aid to Children	1355	Kitakyushu Forum on Asian Women	1396	Lebanese Welfare Association for
1197	Int. Law Association			1274	Int. Union of Latin Notariat	1315	Italian Association for Women in Development	1356	Kiwanis Int.		
1198	Int. League for Human Rights			1275	+ Int. Union of Psychological Science	1316	Italian Centre of Solidarity	1357	Knights of the Southern Cross		
1199	Int. Lesbian and Gay Association — Europe			1276	Int. Union of Public Transport	1317	Ittijah: Union of Arab Community-Based Associations	1358	Kongres Wanita Indonesia		
1200	Int. Longevity Center			1277	Int. Union of Socialist Youth	1318	IUS PRIMI VIRI Int. Association	1359	Korea Freedom League		
1201	Int. Maritime Committee			1278	Int. Union of Students	1319	IZZA Peace Foundation	1360	Korea Int. Volunteer Organization		
1202	+ Int. Medical Corps			1279	Int. Union of Technical Associations and Organisations	1320	Jaime Guzman Errazuriz Foundation	1361	Korea Women's Associations United		
1203	Int. Mediterranean Women's Forum			1280	Int. Volunteerism Organization for						

the Handicapped	1438	Marmara Group Strategic and Social Research Foundation	tion	Education of China	1548	National Union of Jurists of Cuba	1584	Nippon Int. Cooperation for Community Development
1397 Lebanon Family Planning Association	1439	Maryam Ghasemi Educational Charity Institute	1482 Mother's Union	1515 National Bar Association	1549	National Union of the Association of Protection of Motherhood, Childhood and Families	1585	+ Non-Aligned Students and Youth Organization
1398 + Legal Advisory Office for Popular Organizations	1440	Maryknoll Fathers and Brothers	1483 Mountain Institute	1516 National Board of Catholic Women of England and Wales	1550	National Wildlife Federation	1586	Non-Governmental Ecological Vernadsky Foundation
1399 Legal Service Coalition	1441	Maryknoll Sisters of St. Dominic	1484 Mountain Women Development Organization	1517 National Center for Missing and Exploited Children	1551	National Women's Council of Catalonia	1587	Non-Governmental Organizations Coordinating Committee
1400 Leonard Cheshire Foundation	1442	Mata Amritanandamayi Math	1485 Mouvement int. pour le loisir scientifique et technique	1518 National Center for State Courts	1552	National Women's Political Caucus	1588	Nonviolence Int.
1401 Les enfants de Frankie	1443	Match Int. Centre	1486 Mouvement „ni putes ni soumises“	1519 National Centre for Sustainable Development	1553	National Women's Studies Association	1589	Nonviolent Peaceforce
1402 + Lesbian and Gay Federation in Germany	1444	MaterCare Int.	1487 Mouvement pour l'abolition de la prostitution et de la pornographie et de toutes formes de violences sexuelles et discriminations sexistes	1520 National Children's and Youth Law Centre	1554	National Youth Council of Russia	1590	Nord-Sud XXI
1403 Libera: Associazioni, Nomi e Numeri Contro le Mafie	1445	Mauritius Council of Social Service	1488 Movement for a Better World	1521 National Coalition for Haitian Rights	1555	Native American Rights Fund	1591	Northern Alliance for Sustainability
1404 Liberians United to Expose Hidden Weapons	1446	+ Mauritius Family Planning Association	1489 Movimento Italiano Casalinghe	1522 National Coalition to Abolish the Death Penalty	1556	Native Women's Association of Canada	1592	Northern Ireland Women's European Platform
1405 Liberty Int.	1447	Maxim Institute	1490 Movimiento Cubano por la Paz y la Soberania de los Pueblos	1523 National Committee for UNIFEM	1557	Nature Conservancy	1593	Norwegian Federation of Organizations of Disabled People
1406 Life Education Center	1448	Mayors for Peace	1491 Movimiento Manuela Ramos	1524 + National Conference of Commissioners on Uniform State Laws	1558	Navyjoti India Foundation*	1594	Norwegian Forum for Environment and Development
1407 Life Ethics Educational Association	1449	Mbororo Social and Cultural Development Association	1492 Mujer para la Mujer	1525 National Congress of American Indians	1559	+ Netherlands Association of Women's Interests, Women's Work and Equal Citizenship	1595	Norwegian People's Aid
1408 + Life for Relief and Development	1450	Mbutu Agriculture Society	1493 Mukono Multi-Purpose Youth Organization	1526 National Coordinator for Human Rights	1560	Netherlands Centre for Indigenous Peoples	1596	+ Norwegian Refugee Council
1409 Life Institute	1451	MED Forum	1494 Mumbai Educational Trust	1527 National Council for Research on Women	1561	Netherlands Organization for Int. Development Cooperation	1597	Nour Foundation
1410 Light and Hope Association for Blind Girls	1452	Medical Aid for Palestinians	1495 Muslim Aid Australia	1528 National Council of German Women's Organizations	1562	Network „Earth Village“	1598	+ Novartis Foundation for Sustainable Development
1411 Lighthouse Int.	1453	+ Medical Women's Int. Association	1496 + Myochikai	1529 National Council of Swedish Youth Organisations	1563	Network Movement for Justice and Development	1599	NRO Frauenforum Entwicklungs-politisches Netzwerk
1412 Ligue burundaise des droits de l'homme	1454	Medico Int.	1497 Nadi Al Bassar	1530 National Council of Women of Canada	1564	+ Network of East-West Women	1600	Oasis Open City Foundation
1413 Ligue internationale contre le racisme et l'antisémitisme	1455	Mediterranean Council for Burns and Fire Disasters	1498 Narcotics Anonymous World Services	1531 National Council of Women of Great Britain	1565	Network of Human Development	1601	Observatoire national des droits de l'enfant
1414 Ligue pour L'éducation de la femme et de L'enfant	1456	Mediterranean Information Office for Environment, Culture and Sustainable Development	1499 National Aboriginal Forestry Association	1532 National Council of Women of Malta	1566	Network of Non-Governmental Organizations of Trinidad and Tobago for the Advancement of Women	1602	ODHIKAR
1415 Link-Up	1457	Mediterranean Water Institute	1500 National Abortion Federation	1533 National Council of Women of Thailand	1567	Network of Ugandan Researchers and Research Users	1603	OISCA Int.
1416 Links Incorporated	1458	Mediterranean Women's Studies Centre	1501 National Alliance of Women's Organizations	1534 National Council of Women of the United States	1568	Network of Women's Non-Governmental Organizations in the Islamic Republic of Iran	1604	Okeongmu Children in Korea
1417 Little House of Nazareth	1459	Mehr Nuri Public Foundation	1502 National Assembly of Youth Organizations of the Republic of Azerbaijan	1535 National Federation of Int. Immigrant Women Associations	1569	+ Network Women in Development Europe	1605	One World Int.
1418 Local Government Int. Bureau	1460	Mennonite Central Committee	1503 National Association for Protection of Environment and Green Egypt	1536 National Federation of Women for Democracy	1570	New Future Foundation	1606	One World Trust
1419 Local Governments for Sustainability	1461	Mental Disability Rights Int.	1504 National Association for Resource Improvement	1537 National Fishworkers' Forum	1571	New Human Rights	1607	Open City Int. Foundation
1420 Local Initiatives Program	1462	Mentor Foundation	1505 National Association for the Advancement of Colored People	1538 National Foundation for Women Legislators	1572	New Japan Women's Association	1608	Open Family Australia
1421 Lokmanya Public Charitable Trust	1463	Mercury Institute	1506 National Association of Community Legal Centres	1539 National Organization of Women's Associations in the Bahamas	1573	New Seminary	1609	Open Society Institute
1422 + Lutheran World Federation	1464	Mercy Corps Int.	1507 National Association of Criminal Defense Lawyers	1540 National Rehabilitation and Development Centre	1574	New South Wales Aboriginal Land Council	1610	Order of St. John
1423 Lutte contre les violences faites aux femmes et enfants mineurs	1465	Mercy-USA for Aid and Development	1508 National Association of Cuban Economists	1541 National Right to Life Educational Trust Fund	1575	+ New South Wales Council for Civil Liberties	1611	Ordre des avocats de Paris
1424 Ma'arj Foundation for Peace and Development	1466	Metis National Council of Women	1509 National Association of Friendship Centres	1542 + National Rural Support Programme	1576	New York County Lawyers' Association	1612	Organisation de Bender Djedid pour le développement socio-économique
1425 + Maasai Aid Association	1467	Mexican Foundation for Family Planning	1510 National Association of Housing and Redevelopment Officials	1543 National Safety Council	1577	New Zealand Family Planning Association	1613	Organisation de défense de l'environnement au Burundi
1426 Macedonian Center for Int. Cooperation	1468	Microteam Education Apprentissage et Nouvelles Technologies	1511 National Association of Negro Business and Professional Women's Clubs	1544 National Society for Human Rights	1578	NGO Health Committee	1614	Organisation de la mère maghrébine
1427 Madre	1469	Migrants Rights Int.	1512 National Association of Realtors	1545 National Space Society	1579	Nigeria-Togo Association	1615	Organisation des hommes démunis et enfants orphelins pour le développement
1428 Magnificat Environment	1470	+ Millennium Institute	1513 National Association of University Women of Romania	1546 National Tropical Botanical Garden	1580	Nigerian Army Officers' Wives Association	1616	Organisation internationale pour la réduction des catastrophes
1429 Maharashtra Foundation	1471	Minaret of Freedom Institute	1514 National Association of Vocational	1547 National Union of Ghana Students	1581	Nigerian Centre for Research and Documentation	1617	Organisation marocaine des droits humains
1430 Mahila Dakshata Samiti	1472	MINBYUN: Lawyers for a Democratic Society			1582	Nigerian Environmental Society	1618	Organisation mondiale des associations pour l'éducation prénatale
1431 Malaysian Medical Relief Society	1473	+ Minority Rights Group			1583	Nigerian Institute of Homeopathy	1619	Organisation mondiale des experts-conseils arbitres
1432 Mamtta: Health Institute for Mother and Child	1474	MiRA Resource Center for Black Immigrant and Refugee Women					1620	Organisation nationale de l'enfance tunisienne
1433 Mandat Int.	1475	Miracle Corners of the World						
1434 Mani Tese '76	1476	Miramid Institute						
1435 Marangopoulos Foundation for Human Rights	1477	Misión Mujer						
1436 Mariano y Rafael Castillo Cordova Foundation	1478	Mission Int. Rescue Foundation						
1437 Marie Stopes Int.	1479	Missions 3G-Gauri						
	1480	Morality in Media						
	1481	Mother Child Education Founda-						

1621	Organisation pour l'environnement et le développement durable	1656	Peace Child Int.	1700	Program for Appropriate Technology in Health	1738	Réseaux IP européens Network Coordination Centre	1779	Secours populaire libanais	1817	Society for the Psychological Study of Social Issues
1622	Organisation pour la communication en Afrique et de promotion de la coopération économique internationale	1657	Peace Education Foundation	1701	Programme insertion des enfants déshérités	1739	Resources for the Future	1780	Secure World Foundation	1818	+ Society for Threatened Peoples
1623	Organisation pour la promotion et la protection des droits de la femme et de l'enfant au Burundi	1658	Peace Parks Foundation	1702	Project Concern Int.	1740	RICS Foundation	1781	Seniors Españoles para la Cooperación Técnica	1819	Society for Upliftment of Masses
1624	Organisation tunisienne de jeunes médecins sans frontières	1659	Peace Worldwide	1703	+ Project Kesher	1741	Right To Play	1782	Service and Research Foundation of Asia on Family and Culture	1820	Society for Women and AIDS in Africa
1625	Organisation tunisienne de l'éducation et de la famille	1660	Peaceways: Young General Assembly	1704	Project One	1742	Rigoberta Menchu Tum Foundation	1783	Service for Peace	1821	Society of Automotive Engineers
1626	Organization for Defending Victims of Violence	1661	Penal Reform Int.	1705	PROSALIS: Projecto de Saude em Lisboa	1743	Rissho Kosei-kai	1784	Service Peace and Justice in Latin America	1822	+ Society of Catholic Medical Missionaries
1627	Organization for Int. Economic Relations	1662	+ People to People	1706	Public Int. Law and Policy Group	1744	Robert F. Kennedy Center for Justice and Human Rights	1785	Servitas Cameroon	1823	+ Society of Int. Humanitarian Surgeons
1628	Organization for the Solidarity of the Peoples of Asia, Africa and Latin America	1663	People to People Int.	1707	Public Services Int.	1745	Rodale Institute	1786	Several Sources Foundation	1824	Society Studies Centre
1629	Osservatorio per la Comunicazione Culturale e l'Audiovisivo nel Mediterraneo e nel Mondo	1664	People with Disabilities Uganda	1708	Pugwash Conference on Science and World Affairs	1746	Roma Centre for Social Intervention and Studies	1787	+ SHATIL: New Israel Fund's Empowerment and Training Center for Social Change Organizations	1825	Society to Support Children Suffering from Cancer
1630	Oxfam America	1665	People with Disability Australia	1709	Qatar Charitable Society	1747	Romanian Independent Society of Human Rights	1788	Shimin Gaikou Centre	1826	Sociologists for Women in Society
1631	+ Oxfam Great Britain	1666	People's Decade of Human Rights Education	1710	Radin Institute for Family Health Education and Promotion	1748	Romanian Youth Association for United Nations	1789	Shinji Shumeikai	1827	Sodalitas
1632	Pacific Rim Institute for Development and Education	1667	People's Forum 2001	1711	Rainforest Foundation	1749	Roofops Canada	1790	Ship and Ocean Foundation	1828	Solar Cookers Int.
1633	+ Pacific Women's Watch	1668	People's Solidarity for Participatory Democracy	1712	Rainforest Foundation Int.	1750	Rozan	1791	+ Shirley Ann Sullivan Educational Foundation	1829	Solidarité africaine pour la préservation de la paix et de l'environnement en République Centrafricaine
1634	Pag-Aalay Ng Pusong Foundation	1669	Perhaps Kids Meeting Kids Can Make a Difference	1713	+ Rambhau Mhalgi Prabodhini	1751	Rural Africa Water Development Initiative	1792	Simon Wiesenthal Center	1830	SOS Drugs Int.
1635	+ Palakkad District Consumers Association	1670	Permanent Assembly for Human Rights	1714	Ramola Bhar Charitable Trust	1752	Rural Development Leadership Network	1793	Simply Help	1831	SOS Kinderdorf Int.
1636	Palestinian Centre for Human Rights	1671	Peter Hesse Foundation: Solidarity in Partnership for One World	1715	Reach Out and Care Wheels	1753	Rural Litigation and Entitlement Kendra	1794	Singamma Sreenivasan Foundation	1832	SOUL Development of Women and Children
1637	Pan-African Women's Organization	1672	Pew Environment Group	1716	Reach Out to Asia	1754	+ Rural Reconstruction Nepal	1795	Sinha Institute of Medical Science and Technology	1833	South American Commission for Peace, Regional Security and Democracy
1638	+ Pan European Forest Certification Council	1673	PEW Institute for Ocean Science	1717	Reach the Children	1755	Rural Women Environmental Protection Association	1796	Sister to Sister Int.	1834	South Asia Human Rights Documentation Centre
1639	Pan Pacific and South-East Asia Women's Association	1674	Philippine Human Rights Information Center	1718	Real Women of Canada	1756	Russian Public Movement „For Civil Rights“	1797	Sisterhood Is Global Institute	1835	South Asia Partnership Int.
1640	Pan Pacific and South-East Asia Women's Association of Thailand	1675	Physicians for Human Rights	1719	Red de Educación Popular entre Mujeres	1757	S. M. Sehgal Foundation	1798	Sisters of Charity Federation	1836	Southern Diaspora Research and Development Center
1641	PanAmerican-PanAfrican Association	1676	Physicians for Peace	1720	Red Venezolana de Organizaciones para el Desarrollo Social	1758	S. O. S. femmes en détresse	1799	Sisters of Mercy of the Americas	1837	South-North Development Initiative
1642	PARTAGE	1677	Physicians for Social Responsibility	1721	Rede de informações para o terceiro setor	1759	Safari Club Int. Foundation	1800	Sisters of Notre Dame de Namur	1838	+ Sovereign Military Order of the Temple of Jerusalem
1643	Partnership Africa Canada	1678	Plan Sweden	1722	Refugee Council of Australia	1760	Safe Water Africa Community Initiative	1801	Smile of a Child	1839	Special Olympics Int.
1644	+ Partnership for Global Justice	1679	Planetary Association for Clean Energy	1723	+ Regards de femmes	1761	Saferworld	1802	Smile of the Child	1840	Spirituality for Kids
1645	Partnership for Indigenous Peoples Environment	1680	Planetary Society	1724	Rehab Group	1762	Sahara for Life Trust	1803	Social Accountability International*	1841	Sri Lanka Anti Narcotics Association
1646	+ Passionists Int.	1681	Planned Parenthood Federation of America	1725	Rehabilitation and Development Organization for Landless	1763	Salesian Missions	1804	Social Action Forum for Manav Adhikar	1842	St. Joan's Int. Alliance
1647	Pasumai Thaayagam Foundation	1682	Plateforme pour le développement durable des caraïbes	1726	+ Rehabilitation and Research Centre for Torture Victims	1764	Salubrite-propriété hygiène: techniques d'assainissement	1805	Social Development Center	1843	St. Petersburg Institute of Bioregulation and Gerontology of the North-Western Branch of the Russian Academy of Medical Sciences
1648	+ Pathfinder Int.	1683	Playdoo	1727	Rehabilitation Int.	1765	+ Salvation Army	1806	Social Ecology Foundation	1844	Stree Aadhar Kendra
1649	Pathways to Peace	1684	+ Political and Ethical Knowledge on Economic Activities	1728	Relief Int.	1766	Samaj Kalyan O. Unnayan Shangstha	1807	Social Service Agency of the Protestant Church in Germany	1845	Stree Atyachar Virodhi Parishad
1650	Pauktuutit Inuit Women's Association of Canada	1685	+ Population Council	1729	Religious Consultation on Population, Reproductive Health and Ethics	1767	Samaritan Community Center	1808	Socialist Int. Women	1846	Stree Mukti Sanghatana
1651	Pax Christi Int.	1686	Population Reference Bureau	1730	Rencontre africaine pour la défense des droits de l'homme	1768	+ Samuhik Abhiyan	1809	Société tunisienne des sciences médicales	1847	Struggle for Change
1652	+ Pax Romana	1687	Population Services Int.	1731	Rencontres: Int. Association of French-Speaking Anglicans and Episcopalians	1769	Santé de la reproduction pour une maternité sans risque	1810	Society for Comparative Legislation	1848	Sudan Association for Combating Landmines
1653	Paz y Cooperación	1688	+ Pos Keadilan Peduli Ummat	1732	Reporters sans frontières int.	1770	Saratoga Foundation for Women Worldwide	1811	Society for Development of Services in Heliopolis	1849	Sudan Council of Voluntary Agencies
1654	Peace Action	1689	Prasad Project	1733	Research Action and Information Network for Bodily Integrity of Women	1771	Save Africa Concerts Foundation	1812	Society for Initiatives in Rural Development and Environmental Protection	1850	Sudan National Committee on Harmful Traditional Practices
1655	+ Peace Boat	1690	Presbyterian Church USA	1734	Research Centre for Feminist Action	1772	Saviya Development Foundation	1813	Society for the Promotion of Youth and Masses	1851	Sudanese Women General Union
		1691	Press Council	1735	Research Institute for Enhancing Women's Lives	1773	Sawiris Foundation for Social Development	1814	Society for the Protection and Assistance of Socially Disadvantaged Individuals	1852	Sulabh Int.
		1692	Presse emblème campagne	1736	Réseau d'information des aînées et aînés du Québec	1774	School of Human Genetics and Population Health	1815	+ Society for the Protection of the Rights of the Child	1853	Summer Institute of Linguistics
		1693	PRIDE Youth Programs	1737	Réseau malien des journalistes pour la lutte contre la corruption et la pauvreté	1775	+ School Sisters of Notre Dame				
		1694	Priests for Life			1776	Scouts musulmans algériens				
		1695	Prison Fellowship Int.			1777	Scouts tunisienne				
		1696	Pro Dignitate Foundation of Human Rights			1778	Secours populaire français				
		1697	Pro femmes/Twese Hamwe								
		1698	ProChoix								
		1699	Program Coordination for Integrated Health								

1854	Survivor Corps*		and the Protection of Natural Habitats	1932	United Nations Association of the United States of America	1975	+ WaterAid	2013	Women's Centre for Legal Aid and Counselling		Christian Associations
1855	+ Susila Dharma Int. Association			1933	United Nations Watch	1976	Watson Institute for Int. Studies	2014	Women's Commission Research and Education Fund	2049	World Assembly of Small and Medium Enterprises
1856	SustainUS	1896	Turtle Island Restoration Network	1934	+ United Network of Young Peace-builders	1977	WebForce Int.	2015	+ Women's Consortium of Nigeria	2050	World Association for Psychosocial Rehabilitation
1857	Suzanne Mubarak Women's Int. Peace Movement	1897	UBUNTU Forum	1935	+ United Religious Initiative	1978	Wellesley Centers for Women	2016	Women's Coordinating Committee for the Gulf and Arabian Peninsula	2051	World Association of Children's Friends
1858	Swami Vivekanand Samaj Seva Samsthe	1898	UDISHA	1936	United States Burn Support Organization	1979	+ West Africa Network for Peace-building	2017	Women's Crisis Centre	2052	World Association of Community Radio Broadcasters
1859	Swedish Association for Sexuality Education	1899	Ukrainian Non-Governmental Socio-Political Association-National Assembly of Persons with Disabilities	1937	United States Committee for UNIFEM	1980	Widows and Orphans Welfare Society of Kenya	2018	Women's Education and Culture Foundation	2053	+ World Association of Industrial and Technological Research Organizations
1860	Swedish Federation for Lesbian, Gay, Bisexual and Transgender Rights	1900	+ Ukrainian World Congress	1938	United States Federation for Middle East Peace	1981	+ Widows Rights Int.	2019	Women's Environmental Development and Training	2054	World Association of the Major Metropolises
1861	Swedish NGO Foundation for Human Rights	1901	UMUT Foundation	1939	United Towns Agency for North-South Cooperation	1982	Wildlife Conservation Society	2020	+ Women's Health and Education Organization	2055	World Children's Relief and Volunteer Organization
1862	Swedish Organisation of Disabled Persons Int. Aid Association	1902	UNANIMA Int.	1940	United World Colleges	1983	Winrock Int. Institute for Agricultural Development	2021	Women's Health in Women's Hands	2056	World Coal Institute
1863	Swiss Catholic Lenten Fund	1903	UNESCO Association of Guwahati	1941	Universal Esperanto Association	1984	Winvisible: Women with Visible and Invisible Disability	2022	Women's Human Rights Int. Association	2057	World Confederation of Teachers
1864	Swiss Peace Foundation	1904	+ UNESCO Centre of Catalonia	1942	Universal Networking Digital Language Foundation	1985	Wittenberg Center for Alternative Resources	2023	Women's Intercultural Network	2058	World Council for Psychotherapy
1865	Synergie développement et partenariat int.	1905	UNIFEM Australia Incorporated	1943	Universal Peace Federation	1986	Woiyo Kondeye	2024	Women's Int. League for Peace and Freedom	2059	World Council of Credit Unions
1866	Synergos Institute	1906	Union Arabischer Mediziner in Europa	1944	Universitas 21	1987	Womankind Worldwide	2025	Women's Int. Zionist Organization	2060	World Council of Independent Christian Churches
1867	Syriac Universal Alliance	1907	Unión de Asociaciones Familiares	1945	University of Missouri Kansas City Women's Council	1988	Women Action	2026	Women's Learning Partnership for Rights, Development and Peace	2061	World Energy Council
1868	Talented Girl Students Trust	1908	Unión de Escritores y Artistas de Cuba	1946	Urban Justice Center	1989	Women Against Rape	2027	Women's Legal Education and Action Fund	2062	World Evangelical Alliance
1869	Tamana Association	1909	Union for Sustainable Return and Integrations in Bosnia and Herzegovina*	1947	Vali-Asr Rehabilitation Foundation for Disabled Children and Adults	1990	Women and Memory Forum	2028	Women's Missionary Society of the African Methodist Episcopal Church	2063	World Family of Radio Maria
1870	Tandem Project	1910	Union for Sustainable Return and Integrations in Bosnia and Herzegovina*	1948	Verein Südwind Entwicklungspolitik	1991	+ Women and Modern World Centre	2029	Women's National Commission	2064	World Federalist Movement
1871	Tarumitra	1911	Unión Iberoamericana de Colegios y Agrupaciones de Abogados	1949	Verein zur Förderung der Völker-verständigung	1992	Women Chamber of Commerce and Industry	2030	Women's Political Watch	2065	World Federation for Mental Health
1872	Tchad agir pour l'environnement	1912	Union interafricaine des droits de l'homme	1950	Victim Support Europe	1993	Women Cultural Social Society	2031	Women's Right to Education Programme	2066	World Federation of Khoja Shi'a Ithna-Asheri Muslim Communities
1873	Tebtebba Foundation	1913	Union internationale des avocats	1951	Vida y Familia de Guadalajara	1994	+ Women Entrepreneurs Association of Turkey	2032	Women's Rights Association against Discrimination	2067	World Federation of Methodist and Uniting Church Women
1874	Temple of Understanding	1914	Union internationale des huissiers de justice et officiers judiciaires	1952	Vie Montante Internationale	1995	+ Women Environmental Programme	2033	Women's Rights Movement of the Philippines	2068	+ World Federation of the Deaf
1875	Teresian Association	1915	Union nationale des femmes marocaines	1953	Vienna Institute for Development and Cooperation	1996	Women for Women Int.	2034	Women's Shadow Parliament	2069	+ World Federation of the Deafblind
1876	Thailand Environment Institute	1916	+ Union of British Columbia Indian Chiefs	1954	Viet Nam Family Planning Association	1997	Women for Women's Human Rights: New Ways	2035	Women's Solidarity Association of Iran	2070	World Federation of Therapeutic Communities
1877	Thakur Hari Prasad Institute of Research and Rehabilitation for the Mentally Handicapped	1917	Union of Chambers and Commodity Exchanges of Turkey	1955	Viet Nam Peace and Development Foundation	1998	Women in Dialog	2036	Women's Sports Foundation	2071	World Federation of Ukrainian Women's Organizations
1878	Therapy Center for Dependent Individuals	1918	Union of Ibero American Capitals	1956	Vikas Samiti	1999	Women in Europe for a Common Future	2037	Women's Union of Russia	2072	World Federation of UNESCO Clubs, Centres and Associations
1879	Third World Institute	1919	Union of Int. Associations	1957	Vikash	2000	+ Women in Law and Development in Africa	2038	+ Women's Welfare Centre	2073	World for World Organization
1880	+ Third World Network-Africa	1920	Union of Kuwaiti Women Associations	1958	Virginia Gildersleeve Int. Fund	2001	Women in Media and Entertainment	2039	Women's World Banking	2074	World Futures Studies Federation
1881	Tides Center	1921	Union of Luso-African-America-Asiatic Capital Cities	1959	Virtue Foundation	2002	Women Justice Program	2040	Women's World Organization for Rights, Literature and Development	2075	+ World Granny
1882	Tiye Int.	1922	Union of Social Child Care	1960	Vital Voices Global Partnership	2003	Women Organization for Development and Capacity-Building	2041	+ Women's World Summit Foundation	2076	World Human Dimension
1883	+ To Love Children Educational Foundation Int.	1923	Union of the Electricity Industry	1961	+ Viva Rio	2004	+ Women Organizing for Change in Agriculture and Natural Resource Management	2042	WomenAid Collective	2077	World Jewellery Confederation
1884	Together Foundation for Global Unity	1924	Union pour la promotion de la femme nigérienne	1962	+ VIVAT Int.	2005	Women Power Connect	2043	Won-Buddhism Women's Association	2078	World Jewish Congress
1885	Traditions pour demain	1925	Unione Intercontinentale Casalinghe	1963	Voices of African Mothers	2006	Women Trafficking and Child Labour Eradication Foundation	2044	Woods Hole Research Center	2079	World Job and Food Bank
1886	Transform Drug Policy Foundation	1926	+ Unitarian Universalist Association	1964	Volontari nel Mondo	2007	Women, Law and Development Int.	2045	Word of Life Christian Fellowship	2080	World Jurist Association of the World Peace through Law Center
1887	+ Transparency Int.	1927	Unitarian Universalist Service Committee	1965	+ Volontariato Internazionale per lo Sviluppo	2008	Women's Action Group	2046	World Alliance for Breastfeeding Action	2081	World Leisure Organization
1888	Trauma Foundation	1928	United for Intercultural Action	1966	Voluntary Action Network	2009	+ Women's Association for a Better Aging Society	2047	World Alliance of Reformed Churches	2082	World LP Gas Association
1889	TRIAL: Track Impunity Always	1929	United Methodist Church General Board of Global Ministries	1967	Vridhhi	2010	Women's Association of Macau	2048	+ World Alliance of Young Men's	2083	+ World Lung Foundation
1890	Tribal Link Foundation	1930	+ United Nations Association of Mauritius	1968	Vrienden van Congo	2011	Women's Bar Association of the State of New York			2084	World Mission Foundation
1891	Trickle up Program	1931	+ United Nations Association of San Diego	1969	Vrouwen Alliantie	2012	+ Women's Board Educational Cooperation Society			2085	World Network of Users and Survivors of Psychiatry
1892	Triglav Circle			1970	W. Haywood Burns Environmental Education Center					2086	World of Hope Int.
1893	Turkish Economic and Social Studies Foundation			1971	Wales Assembly of Women					2087	World Organization against Torture
1894	Turkish Foundation for Children in Need of Protection			1972	War Resisters Int.					2088	World Organization for Education,
1895	Turkish Foundation for Combating Soil Erosion, for Reforestation			1973	War Veterans Committee						
				1974	Water Environment Federation						

2089	Science and Development World Organization of Building Officials	2131	ment Zoroastrian Women's Organization	31	Armenian Relief Society	67	tion Carnegie Council on Ethics and Int. Affairs	99	mières nations Council of Bureaux	136	European Mediterranean Commission on Water Planning
2090	World Organization of Former Students of Catholic Education	ECOSOC Roster A1 Consultative Status		32	+ Article 19: Int. Centre Against Censorship	68	Catholic Int. Union for Social Service	100	Council of European National Youth Committees	137	European Natural Gas Vehicle Association
2091	World Peace and Economic Development Organization			33	Asbestos Int. Association	69	Catholic Women's League Australia	101	CropLife Int.	138	European Organization for Quality
2092	World Political Forum			34	Asia Darshana	70	+ Celtic League	102	Danish 92 Group	139	European Road Safety Equipment Federation
2093	World Population Foundation			35	Asian Buddhists Conference for Peace	71	Center for Health and Gender Equity	103	Dar Al Insan Association	140	European Union of Developers and House Builders
2094	World Population Society			36	Asian Cultural Forum on Development	72	Centre de documentation, de recherche et d'information des peuples autochtones	104	Delta Kappa Gamma Society Int.	141	Europlatforms European Economic Interest Grouping
2095	World Rehabilitation Fund			37	Asian Development Centre	73	+ Centre for Development and Population Activities	105	Deprived Child! And You	142	+ Evangelical Fellowship of India Commission on Relief
2096	World Resources Institute			38	Asian Pacific Youth Forum	74	Centre for Int. Cooperation	106	Dhammakaya Foundation	143	Ex-Volunteers Int.
2097	World Road Association			39	Asian Youth Council	75	Centro de Derechos Humanos Miguel Agustín Pro Juárez	107	Disarmament Archives	144	+ Fayette Companies
2098	World Russian People's Council			40	Assemblée des premières nations du Québec et du Labrador	76	Centro de Estudios sobre Asia y Oceanía	108	Duke of Edinburgh's Award Int. Foundation	145	+ Fe y Alegria
2099	World Safety Organization			41	Association amis du centre hospitalier universitaire Mohammed VI	77	Charitable Public Fund „Poligon — 29 August“	109	Dzeno Association	146	Federation for Peace and Conciliation
2100	World Savings Banks Institute			42	Association angolaïse pour les activités sociales	78	Chartered Association of Certified Accountants	110	Economic Research Committee of the Gas Industry	147	Federation internationale des grossistes, importateurs et exportateurs en fournitures automobiles
2101	World Society for the Protection of Animals			43	Association de développement de la vallée du Dra	79	Cherokee Nation of New Jersey	111	Ecospirituality Foundation	148	Federation internationale libre des deportes et internes de la resistance
2102	+ World Society of Victimology			44	Association de soutien aux orphelins du Viet Nam	80	China Association of Women Entrepreneurs	112	Edison Electric Institute	149	Federation of European Manufacturers of Friction Materials
2103	World Student Christian Federation			45	Association école de la cause freudienne	81	+ Christian Blind Mission*	113	Education Centre for Women in Democracy	150	Federation of Zoroastrian Associations of North America
2104	World Trade Centers Association			46	Association fonds d'aide internationale au développement	82	Church Women United	114	Electoral Reform Society of Great Britain and Ireland	151	Femme développement entreprise en Afrique
2105	World Union of Catholic Women's Organizations			47	Association for Childhood Education Int.	83	Citizens Alliance for Consumer Protection of Korea	115	EngenderHealth	152	FIA Foundation for the Automobile and Society
2106	World University Service			48	Association for World Education	84	Colegio de Abogados Especialistas en Derecho Ambiental de Colombia	116	Engine Manufacturers Association	153	Fire Rescue Development Program
2107	World Vision Canada			49	Association francophone internationale des directeurs d'établissements scolaires	85	Collaborative Labeling and Appliance Standards Program	117	English-Speaking Union Int. Council	154	Fondation haïtienne pour l'habitat et l'intégration des sans-abris
2108	World Wind Energy Association			50	Association internationale des traducteurs de conférences	86	+ Comitato Ev-K2—CNR	118	Environmental Coalition for North America	155	Fondation Idole
2109	World Women's Christian Temperance Union			51	+ Association nigérienne des scouts de l'environnement	87	Comité Nigérien sur les pratiques traditionnelles ayant effet sur la santé des femmes et des enfants	119	E-Quality	156	Fondation la Providence
2110	+ World Young Women's Christian Association			52	Association of American Railroads	88	Commission to Study the Organization of Peace	120	European Alliance of Press Agencies	157	+ Food for the Hungry Int.
2111	World Youth Alliance			53	Association of Geoscientists for Int. Development	89	Committee for Economic Development	121	European Association of Automotive Suppliers	158	+ Foodfirst Information and Action Network
2112	+ World Youth Foundation			54	Association of Latin American Railways	90	Committee for European Construction Equipment	122	European Association of Refrigeration Enterprises	159	Forests Monitor
2113	WorldSpace Foundation			55	Association of the Int. Automobile Carriers of the Republic of Tajikistan	91	Communications Coordination Committee for the United Nations	123	European Boating Association	160	Foundation for Hospices in Sub-Saharan Africa
2114	Worldview Int. Foundation			56	Association pour le développement du Canton Bulu du Dja	92	Confederation of Asia Pacific Chambers of Commerce and Industry	124	European Confederation of Woodworking Industries	161	Foundation for the Establishment of an Int. Criminal Court
2115	WorldWIDE Network Nigeria: Women in Development and Environment			57	Australian Association of Yoga in Daily Life	93	Confederation of European Forest Owners	125	European Container Manufacturers Committee	162	Foundation of Japanese Honorary Debts
2116	Worldwide Organization for Women			58	Battelle Memorial Institute	94	Confederation of European Paper Industries	126	European Cyclists Federation	163	Free World Institute
2117	Yachay Wasi			59	Beckley Foundation	95	Confederation of Fire Protection Association Int.	127	European Electronic Messaging Association	164	Friedrich Ebert Foundation
2118	Yad Sarah			60	+ BirdLife Int.	96	Confederation of German Forest Owners Associations	128	European Federation for Intercultural Learning	165	Friedrich Naumann Foundation
2119	+ Yayasan Cinta Anak Bangsa			61	Black Women's Agenda	97	Congress of Racial Equality	129	European Federation for the Welfare of the Elderly	166	Fundacio Futbol Club Barcelona
2120	Yemeni Women Union			62	Build Jamaica Foundation	98	Conseil en éducation des pre-	130	European Federation of Road Traffic Crash Victims	167	Fundación Mi Casa
2121	Youth Association for Habitat and Agenda 21			63	Bureau int. de la récupération			131	European Fertilizer Manufacturers Association	168	General Union
2122	Youth Awareness Environmental Forum			64	Business Humanitarian Forum			132	European Garage Equipment Association	169	Global Forum of Spiritual and Parliamentary Leaders
2123	+ Youth Crime Watch of Nigeria			65	Canadian Comprehensive Auditing Foundation			133	+ European Industrial Gases Association	170	+ Global Health Council
2124	+ Youth Empowerment Alliance			66	Caribbean Conservation Association			134	European Landowners Organization	171	+ Grand Council of the Crees
2125	Youth for the Child's Welfare							135	European Liquefied Petroleum Gas Association	172	+ Gray Panthers
2126	Youth with a Mission										
2127	Yugoslav Youth Association against AIDS: Youth of JAZAS										
2128	Yukon River Inter-Tribal Watershed Council										
2129	Zayed Int. Prize for the Environment										
2130	Zenab for Women in Develop-										

173	Group on Erosion, Action Technology and Concentration	213	gists	Research Societies	287	Int. Real Estate Institute	Mulchand and Parpati Thadhani Foundation	368	Providence Center for Humanity Int.
174	Groupe de recherche et d'action pour le bien-être social	214	Int. Association of Mayors of Northern Cities	247	Int. Federation of Pedestrians	288	National Association of Victims Support Schemes	369	Public Service Association
175	Guinea Development Foundation	215	Int. Association of Safety Professionals	248	Int. Federation of Robotics	289	National Association of Women Lawyers	370	Quota Int.
176	Gun Control Australia	216	Int. Association of the Soap Detergent and Maintenance Products Industry	249	Int. Federation of Senior Police Officers	290	National Congress of Neighborhood Women	371 +	Refugees Int.
177	Hawaii Association of Int. Buddhists	217	Int. Board of Cooperation for the Developing Countries	250	Int. Foundation for Dharma	291	National Council of the Saemaul-Undong Movement	372	Regional Council on Human Rights in Asia
178	Heinrich Boell Foundation	218	Int. Buddhist Foundation	251 +	Int. Game Fish Association	292	National Council on the Aging	373	Regional Studies Association
179	Help Old People	219	Int. Center for Dynamics of Development	252	Int. Human Rights Association of American Minorities	293 +	National Federation of Business and Professional Women's Clubs	374	Royal Society for the Protection of Birds
180	Help the Aged United Kingdom	220	Int. Centre for Trade Union Rights	253	Int. Human Rights Internship Program	294	National Federation of Youth Organizations in Bangladesh	375	Rural Institute of Medical Sciences
181	Hope Medical Enterprises	221	Int. Civil Aviation English Association	254	Int. Hydatidological Association	295	National Indian Youth Council	376	Servas Int.
182	Human Service Alliance	222	Int. Committee against Apartheid, Racism and Colonialism in Southern Africa	255	Int. Immigrants Foundation	296 +	National Organization for Women	377	Share the World's Resources
183 +	Hunger Project	223	Int. Committee of Outer Space Onomastics	256	Int. Information Centre for Terminology	297	National Organization of Circumcision Information Resource Centers	378	+ Sirius Global Animal Organisation Charitable Trust
184	Indian Council of South America	224	Int. Community Corrections Association	257	Int. Inner Wheel	298	National Parks and Conservation Association	379	Soap and Detergent Association
185	Indian Law Resource Centre	225	Int. Confederation of Associations of Experts and Consultants	258	Int. Institute for Research and Advice on Mental Deficiency	299	National Rifle Association of America Institute for Legislative Action	380 +	Social Aid of Hellas
186	Indigenous Tourism Rights Int.	226	Int. Confederation of Ex-Prisoners of War	259	Int. Iron and Steel Institute	300	Netherlands Council of Women	381	Social Development Association
187	Institute for African Alternatives	227	Int. Confederation of Midwives	260	Int. Juridical Organization for Environment and Development	301	New Zealand Council of Licensed Firearms Owners	382	Société internationale de droit militaire et de droit de la guerre
188	Institute for Traffic Care	228	Int. Container Bureau	261	Int. League of Surveillance Societies	302	Nigerian Healthcare Foundation	383	Society for Social Responsibility in Science
189	Institute of Int. Container Lessors	229	Int. Council for Commercial Arbitration	262	Int. Motorcycle Manufacturers Association	303 +	Nippon Foundation	384	Society of Catholic Social Scientists
190	Institute of Int. Education	230	Int. Council of AIDS Service Organizations	263	Int. Movement of Apostolate of Children	304	NTIC et citoyenneté	385	Soka Gakkai Int.
191	Institute of Objective Studies	231	Int. Council of Forest and Paper Associations	264	Int. Multimodal Transport Association	305	Open Door Int.	386	SOS Attentats
192	Institute of Road Traffic Education	232	Int. Council of Toy Industries	265	Int. Narcotic Enforcement Officers Association	306	Outreach Trust	387	SOS Women
193	Inter-American Planning Society	233	Int. Council on Public Relations in Rehabilitation	266	Int. Navigation Association	307	Pan African Islamic Society for Agro-Cultural Development	388	Southern States Police Benevolent Association
194	Inter-University European Institute on Social Welfare	234	Int. Cremation Federation	267	Int. Network of Street Papers	308	Pan American Development Foundation	389	Space Generation Advisory Council
195	Int. Advertising Association	235 +	Int. Cultural Youth Exchange	268	Int. Organization of Automobile Manufacturers	309	Panamanian White Cross Association	390	Spanish Association of Jurist Women
196	Int. Assets Valuation Standards Committee	236	Int. Desalination Association	269	Int. Organization of Experts	310	Park Ridge Center	391	Sporting Arms and Ammunition Manufacturers Institute
197	Int. Association against Noise	237	Int. Electric Research Exchange	270	Int. Organization of Psychophysiology	311	Pan American Development Foundation	392	Sporting Shooters Association of Australia
198	Int. Association for Bridge and Structural Engineering	238	Int. Emergency Action	271	Int. Osteoporosis Foundation	312	Panamanian White Cross Association	393	StarSpirit Int.
199	Int. Association for Community Development	239	Int. Federation for Information and Documentation	272	Int. Paint and Printing Ink Council	313	Pioneer People Trust	394	Sunsat Energy Council
200	Int. Association for Driving Instruction and Traffic Education	240	Int. Federation for the Protection of the Rights of Ethnic, Religious, Linguistic and Other Minorities	273	Int. Partnership for Microbicides	314	Plan Int.	395	Support Coalition Int.
201	Int. Association for Housing Science	241	Int. Federation of Chemical, Energy and General Workers Unions	274	Int. Peace Institute*	315	Plan Int. Norway	396	Surgical Eye Expeditions Int.
202	Int. Association for Hydrogen Energy	242	+ Int. Federation of Consular Corps and Associations	275	Int. Peace Bureau	316	Planetary Citizens	397	Survival Int.
203	Int. Association for Natural Gas Vehicles	243	Int. Federation of Free Journalists	276	+ Int. Pharmaceutical Students Federation	317	Planned Population Federation of Korea	398	Sustainable Cities Foundation
204	Int. Association for Research in Income and Wealth	244	Int. Federation of Freight Forwarders Associations	277	Int. Police Commission	318	Play Soccer	399	Tearfund
205	Int. Association for Sports and Leisure Facilities	245	Int. Federation of Int. Furniture Removers	278	Int. Progress Organization	319	Practical Action Limited	400	The Hague Int. Model United Nations
206	Int. Association for the Child's Right to Play	246	Int. Federation of Operational	279	Int. Public Policy Institute	320	Procedural Aspects of Int. Law Institute	401	Trance Research Foundation
207	Int. Association for the Exchange of Students for Technical Experience			280	Int. Public Relations Association	321	Professional Institute for Advanced Wound Recovery	402	Transfrigoroute Int.
208	Int. Association for the Promotion of Democracy under God			281	Int. Rastafari Development Society	322	Project Orbis	403	UNESCO Centre Basque Country
209	Int. Association of Airport and Seaport Police			282		323 +		404	Union de Selvicultores del Sur de Europa
210	Int. Association of Chiefs of Police			283		324		405	Union internationale des journalistes et de la presse de langue française
211	Int. Association of Educators for World Peace			284		325		406	Union of Int. Fairs
212	Int. Association of Hydrogeolo-			285		326		407	Union of Technical Assistance for Motor Vehicles and Road Traffic
				286		327		408	United Nations of Yoga

409	United Schools Int.		l'environnement		Organizations		able Future		World Laboratory	21	Association „Compagnia delle Opere“
410	United Way Int.	9	Canadian Council for Int. Cooperation	43	+ Institute for Planetary Synthesis	80	Stockholm Environment Institute	14	Int. Educational Development	22	Association actuarielle internationale
	Vaestoliitto — Family Federation of Finland			44	Institute for Transportation and Development Policy	81	Sustainable Agriculture and Self-Help	15	Int. Institute for Environment and Development		
411		10	Canadian Forestry Association	45	Instituto Brasileiro de Análises Sociais e Econômicas	82	Tata Energy Research Institute	16	Int. Studies Association	23	Association catholique internationale des services pour la jeunesse féminine
412	Village Suisse ONG	11	Center for Development of Int. Law	46	Instituto de Ação Cultural	83	Tinker Institute on Int. Law and Organizations	17	Int. Water Association		
413	Viva Network	12	Center for Environmental and Management Studies	47	Int. Collective in Support of Fishworkers	84	United Church of Christ Board for World Ministries	18	Int. Women's Tribune Centre	24	Association mondiale de prospective sociale
414	Wainwright House	13	Center for Int. Environmental Law	48	Int. Court of the Environment Foundation	85	United Methodist Church General Board of Church and Society	19	National Audubon Society	25	Association of African Development Finance
415	War Amputations of Canada	14	Center for Respect of Life and Environment	49	+ Int. Federation of Organic Agriculture Movements	86	United Nations Association in Canada	20	Natural Resources Defence Council	26	Association of African Universities
416	We Care about Kids	15	Central Florida Earth Alliance and Florida Coalition for Peace and Justice	50	+ Int. Institute for Sustainable Development	87	+ United Nations Association of Great Britain and Northern Ireland	21	+ PCI-Media Impact	27	Association of Arab Universities
417	We for Them	16	Centre de recherche et d'information pour le développement	51	Int. Network for Environmental Management	88	United Nations Association of Sweden	22	Population Action International	28	Association of Commonwealth Universities
418	We the Children Foundation	17	Citizens Alliance for Saving the Atmosphere and the Earth	52	Int. Wood Products Association	89	United Nations Association of the USA	23	Population Institute	29	Association of European Manufacturers of Internal Combustion Engines
419	+ World Animal Net	18	Citizens Network for Sustainable Development	53	Les amis de la terre	90	Verification Research, Training and Information Centre	24	Sierra Club	30	Association of European Shipbuilders and Shiprepairers
	World Association for Christian Communication	19	Commonweal	54	Loretto Community	91	War on Want Campaign against World Poverty	25	Third World Academy of Sciences	31	Association of European Universities
420		20	Convocatoria para la Defensa Ambiental	55	Maulik Chahida Karmashuchi	92	Working Women's Forum	26	Third World Movement Against the Exploitation of Women	32	Association of Faculties of Agriculture in Africa
421	World Association of Women Entrepreneurs	21	Council on Int. and Public Affairs	56	National Foundation of Indian Engineers	93	World Business Council for Sustainable Development	27	Trilateral Commission	33	Association of Financial and Industrial Groups of Russia
422	World Chlorine Council	22	Country Women Association of Nigeria	57	Netherlands National Committee for IUCN	94	World Circle of the Consensus: Self-sustaining People, Organizations and Communities	28	United Nations Foundation	34	Association of Official Analytical Chemists
423	World Christian Life Community	23	Deutscher Naturschutzring	58	NGO Committee on UNICEF	95	World Economy, Ecology and Development	29	+ Women's Environment and Development Organization	35	Association of Soluble Coffee Manufacturers of the Countries of the EEC
424	World Confederation for Physical Therapy	24	Development Alternatives	59	Nuclear Age Peace Foundation	96	World Federalist Association	30	World Education	36	Austrian Senior Experts Pool
425	World Council of Muslim Communities	25	Earth Council	60	OIKOS Cooperação e Desenvolvimento	97	World Wide Fund for Nature	31	+ World Society of Ekistics	37	Austrian Society for Environment and Technology
426	World Development Movement	26	Environmental Investigation Agency	61	Pan African Movement					38	Austro-Egyptian Chamber of Commerce GATT,
427	World Environment and Resources Council	27	+ European Environmental Bureau	62	+ Peace Trust					39	Baltic and Int. Maritime Council
	World Forum on the Future of Sport Shooting Activities	28	Evergreen Club of Ghana	63	People-Centered Development Forum					40	B'nai B'rith
428		29	Family Planning Association of Pakistan	64	People's Commission on Environment and Development in India					41	Cairo Regional Center for Int. Commercial Arbitration
429	World Mining Congress	30	Federación de Organizaciones y Juntas Ambientalistas de Venezuela	65	Philippine Rural Reconstruction Movement					42	Canners Int. Permanent Committee
430	World Nuclear Association	31	Forum maghrebin pour l'environnement et le développement	66	Pollution Probe					43	Caribbean Agricultural Credit Association
431	World Self-Medication Association	32	Forum of African Voluntary Development Organizations	67	Rainforest Alliance					44	Caribbean Food Crops Society
432	World Trade Point Federation	33	Foundation for Global Community	68	Red de Ecologia Social					45	Center for Latin American Monetary Studies
433	World Union for Progressive Judaism	34	Foundation for Int. Environmental Law and Development	69	Reseau africain pour le développement					46	Club of Dakar
	World Women Parliamentarians for Peace	35	Free Youth Association of Bucharest	70	Rural Development Foundation of Pakistan					47	Collaborative Int. Pesticides Analytical Council Limited
434		36	Fundação Museu do Homem Americano	71	Saiju Institute and Research Foundation					48	Collegium Internationale Neuro-Psychopharmacologicum
435	Worldwatch Institute	37	Fundación Hermadiana	72	Sasagawa Peace Foundation					49	Committee of Agricultural Organizations in the EEC
436	Young Lawyers Int. Association	38	Fundación la Era Agrícola	73	Scientific and Cultural Society of Pakistan					50	Committee on Space Research
	Young Women's Christian Association of Nigeria	39	Fundación Neotropica	74	Shirkat Gah Women's Resource Centre					51	Commonwealth Pharmaceutical Association
437		40	Fundación para la Defensa del Ambiente	75	Société marocaine pour le droit de l'environnement					52	Confederation of Food and Drink Industries of the EEC
438	Youth Enhancement Organization	41	Group for Study and Defense of Ecosystems of the Lower and Middle Amazon Region	76	Society for Conservation and Protection of Environment					53	Confederation of Int. Trading Houses Associations
439	YWCA of Canada	42	Indian Committee of Youth	77	Society for Rural Development						
				78	Southern California Ecumenical Council						
				79	+ Stakeholder Forum for a Sustainable Future						

A2 - ECOSOC Roster Consultative Status

1	Alliance to End Childhood Lead Poisoning
2	Arab Urban Development Institute
3	Asia Pacific Forum on Women, Law and Development
4	Associação Pernambuco de Defesa da Natureza
5	Asociación Cultural Sejekto de Costa Rica
6	Asociación Kunas Unidos por Nabguana
7	Association of World Citizens
8	Association tunisienne pour la protection de la nature et de

C - ECOSOC Roster Consultative Status

1	Aerospace Medical Association
2	African Center for Monetary Studies
3	African Regional Agricultural Credit Association
4	African Technical Association
5	African Technology Development Link
6	Agence francophone pour l'enseignement supérieur et la recherche
7	Airlines Worldwide Telecommunications and Information Service
8	All Russia Research Institute
9	+ American Fisheries Society
10	American Oil Chemists Society
11	Arab Federation for Engineering Industries
12	Arab Federation for Food Industries
13	Arab Fertilizer Association
14	Arab Iron and Steel Union
15	Arab Society for the Protection of Industrial Property
16	Arab Sugar Federation
17	Asia-Pacific Broadcasting Union
18	Asia-Pacific Rural and Agricultural Credit Association
19	Asia South Pacific Association for Basic and Adult Education*
20	Asian Media Information and Communication Centre

B - ECOSOC Roster Consultative Status

1	Agri Energy Roundtable
2	American Association for the Advancement of Science
3	Asian Environmental Society
4	Association for the Advancement of Agricultural Science in Africa
5	Center for Research on the New Int. Economic Order
6	Center of Concern
7	Committee for Int. Cooperation in National Research in Demography
8	Council for Development of Economic and Social Research in Africa
9	+ Fauna and Flora Preservation Society
10	Foresta Institute for Ocean and Mountain Studies
11	Friends of the Earth
12	Int. Advisory Committee on Population and Law
13	Int. Centre for Scientific Culture

54	Conseil int. des organisations de festivals de folklore et d'arts traditionnels	87	Federation of Afro-Asian Insurers and Reinsurers	124	and Agents	157	Int. Cell Research Organization	192	sis) Association	228	Int. Federation of Shipmasters Associations
		88	Federation of European Chemical Societies	125	Int. Association of Applied Linguistics	158	Int. Centre for Earth Construction	193	Int. Dairy Federation	229	Int. Federation of Surgical Colleges
55	Cooperation Centre for Scientific Research Relative to Tobacco	89	Federation of European Rope, Twine and Netting Industries	126	Int. Association of Broadcasters ITU,	159	Int. Centre for Integrated Mountain Development	194	Int. Dental Federation	230	Int. Federation of the Periodical Press
56	Council for Int. Organizations of Medical Sciences	90	Federation of the European Salmon and Trout Growers	127	Int. Association of Cancer Registries	160	Int. Centre for the Training of Bank Professionals	195	Int. Diabetes Federation	231	+ Int. Federation of Translators
57	Dairy Society Int.	91	Forum francophone des affaires	128	Int. Association of Classification Societies	161	Int. Centre of Films for Children and Young People	196	Int. Economic Association	232	Int. Federation of Workers Education Associations
58	Dangerous Goods Advisory Council	92	General Union of Chambers of Commerce, Industry and Agriculture for Arab Countries	129	Int. Association of Conference Interpreters	162	Int. Centre on Small Hydro Power	197	Int. Egg Commission	233	Int. Fertilizer Industry Association
59	Deula-Nienburg	93	Grain and Feed Trade Association	130	Int. Association of Crafts and Small and Medium-sized Enterprises	163	Int. Cocoa Trades Federation	198	Int. Enterprise Foundation of Geneva	234	Int. Food Policy Research Institute
60	Electronic Commerce World Institute	94	+ Heifer Project Int.	131	Int. Association of Drilling Contractors	164	Int. Commission of Agricultural Engineering	199	Int. Epidemiological Association	235	Int. Forum
61	Engineering Committee on Oceanic Resources	95	Helen Keller Int.	132	Int. Association of Dry Cargo Shipowners	165	Int. Commission on Illumination	200	Int. Ergonomics Association	236	Int. Foundation for Development Alternatives
62	European Academy of Arts, Sciences and Humanities	96	Iberoamerican Institute of Maritime Law	133	Int. Association of Fish Meal Manufacturers	166	Int. Commission on Occupational Health	201	Int. Express Carriers Conference	237	Int. Foundation for Science
63	European Advisory Council for Technology Trade	97	Industry Council for Development	134	Int. Association of Horticultural Producers	167	Int. Commission on Radiation Units and Measurements	202	Int. Eye Foundation	238	Int. Foundation for the Promotion of Privatization and Foreign Investments
64	European Apparel and Textile Organization	98	Institute for the Development of Int. Cooperation	135	Int. Association of Independent Tanker Owners	168	+ Int. Commission on Radiological Protection IAEA,	203	Int. Federation for Medical and Biological Engineering	239	Int. Geographical Union
65	European Association of Agricultural Economists	99	Institute int. Jacques Maritain	136	Int. Association of Institutes of Navigation	169	Int. Committee for Animal Recording	204	+ Int. Federation for Parent Education	240	Int. Group of P and I Associations
66	European Association for Animal Production	100	Institute of Air Transport	137	Int. Association of Islamic Banks	170	Int. Committee for Plastics in Agriculture	205	Int. Federation of Agricultural Journalists	241	+ Int. Hospital Federation
67	European Association for Research on Plant Breeding	101	Institute of Higher Management	138	Int. Association of Literary Critics	171	Int. Committee for Standardization in Haematology	206	Int. Federation of Air Line P	242	Int. Institute for Peace
68	European Atomic Forum	102	Institute of Int. Law	139	Int. Association of Logopedics and Phoniatrics	172	Int. Community Education Association	207	Int. Federation of Automatic Control	243	Int. Institute for Sugar-Beet Research
69	European Broadcasting Union ITU,	103	Institute of Marine Engineers	140	Int. Association of Medical Laboratory Technologists	173	Int. Confederation for Agricultural Credit	208	Int. Federation of Catholic Universities	244	Int. Institute of Applied Technologies
70	European Catering Association	104	Int. Academy of Aviation and Space Medicine	141	Int. Association of Mutual Insurance Companies	174	Int. Confederation of European Beet Growers	209	Int. Federation of Clinical Chemistry and Laboratory Medicine	245	Int. Institute of Welding
71	European Chemical Industry Council	105	Int. Academy of Engineering	142	Int. Association of Oil Gas Producers	175	Int. Congress of Industrialists and Entrepreneurs	210	Int. Federation of Consulting Engineers	246	Int. League of Associations for Rheumatology
72	European Committee for Young Farmers and 4H Clubs	106	Int. Academy of Pathology	143	Int. Association of Producers of Insurance and Reinsurance	176	Int. Coordinating Council of Aerospace Industries Associations	211	Int. Federation of Educational Communities	247	Int. Leprosy Association
73	European Committee of Sugar Manufacturers	107	Int. Academy of Technological Sciences	144	Int. Association of Seed Crushers	177	Int. Council for Control of Iodine Deficiency Disorders	212	Int. Federation of Film Archive	248	Int. Life Sciences Institute
74	European Computer Manufacturers Association ITU,	108	Int. Aeronautical Federation	145	Int. Association of Students in Economics and Management	178	Int. Council for Distance Education	213	Int. Federation of Fruit Juice Producers	249	Int. Lifeboat Federation
75	European Confederation of Agriculture	109	Int. Agency for the Prevention of Blindness	146	Int. Association of the Third Age Universities	179	Int. Council for Philosophy and Humanistic Studies	214	Int. Federation of Gynecology and Obstetrics	250	Int. Life-Saving Appliances Manufacturers Association
76	European Council for Agricultural Law	110	Int. Amateur Radio Union	147	Int. Association of Trading Organizations for a Developing World	180	Int. Council for Aircraft Owner and Pilot Associations	215	Int. Federation of Health Records Organizations	251	Int. Marine Transit Association
77	European Federation of Fibre-board Manufacturers	111	Int. Association for Cereal Science and Technology	148	Int. Association of Universities	181	Int. Council of Catholic Men	216	Int. Federation of Helicopter Association	252	+ Int. Measurement Confederation
78	European Federation of Management Consultants Association	112	Int. Association for Continuing Engineering Education	149	Int. Association of University Professors and Lecturers	182	Int. Council of Cruise Lines	217	Int. Federation of Library Associations and Institutions	253	Int. Meat Secretariat
79	European Federation of National Associations of Engineers	113	Int. Association for Counselling	150	Int. Baccalaureat Organization	183	+ Int. Council of Graphic Design Associations	218	Int. Federation of Musical Youth	254	Int. Medical Association for the Study of Living Conditions and Health
80	European Federation of National Maintenance Societies	114	Int. Association for Educational Assessment	151	Int. Board on Books for Young People	184	Int. Council of Hides, Skins and Leather Traders Association	219	Int. Federation of Musicians	255	Int. Medical Society of Paraplegia
81	European Food Law Association	115	Int. Association for Hydraulic Research	152	Int. Bureau of Social Tourism	185	Int. Council of Marine Industry Associations	220	Int. Federation of Organizations of School Correspondence and Exchange s	256	Int. Movements of Catholic Agricultural and Rural Youth
82	European Liaison Committee for Pulp and Paper	116	Int. Association for Maternal and Neonatal Health	153	Int. Business Aviation Council Association	186	Int. Council of Museums	221	Int. Federation of Pharmaceutical Manufacturers Associations	257	Int. Music Council
83	European Tea Committee	117	Int. Association for Suicide Prevention	154	Int. Cargo Handling Coordination Association	187	Int. Council of Nurses	222	Int. Federation of Multiple Sclerosis Societies	258	Int. Network of Subcontracting, Industrial Cooperation and Partnership Organization
84	+ European Union of Public Relations	118	Int. Association for the Physical Sciences of the Ocean	155	Int. Catholic Committee of Nurses and Medico-Social Workers	188	Int. Council of Sport and Physical Education	223	Int. Federation of Musical Youth	259	Int. Organization against Trachoma
85	Federation africaine des parents d'élèves et étudiants	119	Int. Association for the Study of Pain	156	Int. Catholic Rural Association	189	Int. Council on Archives	224	Int. Federation of Organizations of School Correspondence and Exchange s	260	Int. Organization for Biological Control of Noxious Animals and Plants

	Conservation Association	305	Int. Union Against Cancer	339	Latin American Social Science Council	372	United Seamen's Service	405	World Organization for Early Childhood Education
267	Int. Pharmaceutical Federation	306	Int. Union against Sexually Transmitted Infections	340	Liaison Committee of Mediterranean Citrus Fruit Culture	373	United States Trademark Association	406	World Organization of National Colleges, Academies and Academic Associations of General Practitioners
268	Int. Physicians for the Prevention of Nuclear War	307	Int. Union against Tuberculosis and Lung Disease	341	Liaison Office of the Rubber Industries of the European Economic Community	374	Unterstützungsverein für Gewerbliche Betriebsgründungen in Albanien		
269	Int. Political Science Association	308	Int. Union for Cooperation Towards Development	342	Licensing Executives Society Int.	375	World Association for Animal Production	407	World ORT Union
270	Int. Potash Institute	309	Int. Union for Health Education	343	Maisons Familiales Rurales Int. Association	376	World Association for Educational Research	408	World Packaging Organization
271	Int. Press Telecommunications Council ITU,	310	Int. Union for Inland Navigation	344	+ Medicus Mundi Int.	377	World Association for Element-Building and Prefabrication	409	World Peace Council
272	Int. Professors Association	311	Int. Union of Aviation Insurers	345	Miners Int. Federation	378	World Association for the School as an Instrument of Peace	410	World Phosphate Institute
273	+ Int. Publishers Association	312	Int. Union of Biological Sciences	346	Moscow Int. Energy Club	379	World Association of Newspapers	411	World Press Freedom Committee
274	Int. Pulse Trade and Industry Confederation	313	Int. Union of Food, Agricultural, Hotel, Restaurant, Catering, Tobacco and Allied Workers Associations	347	Mountain Unlimited	380	World Association of Societies of (Anatomic and Clinical) Pathology	412	World Sugar Research Organization
275	Int. Radiation Protection Association	314	Int. Union of Food Science and Technology	348	Near East-North Africa Regional Agricultural Credit Association	381	World Catholic Association for Communication	413	World's Poultry Science Association
276	Int. Radio/Maritime Committee	315	+ Int. Union of Forestry Research Organizations	349	Network of European Agricultural (Tropically and Subtropically Oriented) Universities and Scientific Complexes related with Agricultural Development	382	+ World Council for Curriculum and Instruction	414	Youth for Development and Cooperation
277	Int. Raiffeisen Union	316	Int. Union of Geodesy and Geophysics	350	Oil Companies Int. Marine Forum	383	World Crafts Council		
278	Int. Rayon and Synthetic Fibres Committee	317	Int. Union of Independent Laboratories	351	Organización de la Televisión Iberoamericana ITU,	384	World Education Fellowship		
279	Int. Research Institute for Media, Communication and Cultural Development	318	Int. Union of Lather Technologists and Chemists Societies	352	Organization of the Cooperatives of America	385	World Export Processing Zones Association		
280	Int. Salvage Union	319	Int. Union of Microbiological Societies	353	Pacific Science Association	386	World Federation of Agriculture and Food Workers		
281	Int. Secretariat of Catholic Technologists, Agriculturalists and Economists	320	Int. Union of Nutritional Sciences	354	Pan African Federation of Agricultural Trade Unions	387	World Federation of Development Financing Institutions		
282	Int. Ship Managers Association	321	Int. Union of Pure and Applied Chemistry	355	Pan African Union for Science and Technology	388	World Federation of Engineering Organizations		
283	Int. Ship Suppliers Association	322	Int. Union of Railways	356	Pan American Dairy Federation	389	World Federation for Medical Education		
284	Int. Shipowners Association	323	Int. Union of Testing and Research Laboratories for Materials and Structures	357	Pan American Standards Commission	390	World Federation of Modern Language Teachers Associations		
285	Int. Silk Association	324	Int. Water Services Association	358	Plunkett Foundation for Cooperative Studies	391	World Federation of Neurosurgical Societies		
286	Int. Society for Burn Injuries	325	Int. Wool Textile Organisation	359	Royal Commonwealth Society for the Blind	392	World Federation of Nuclear Medicine and Biology		
287	Int. Society for Engineering Education	326	Inter-Union Commission on Frequency Allocations for Radio Astronomy and Space Science	360	Saami Council	393	+ World Federation of Occupational Therapists		
288	Int. Society for Horticultural Science	327	Islamic Shipowners Association	361	Society of Chemical Industry	394	World Federation of Parasitologists		
289	Int. Society for Human and Animal Mycology	328	Japan Atomic Industrial Forum	362	Society of Int. Gas Tanker and Terminal Operators	395	World Federation of Poison Centres and Clinical Toxicology Centres		
290	Int. Society for Photogrammetry and Remote Sensing	329	Jeunes entreprises/Junior Achievement Afrique	363	Sulphur Institute	396	World Federation of Public Health Associations		
291	Int. Society for Plant Pathology	330	La maison de sagesse	364	Support Centre for Food Development	397	World Federation of Scientific Workers		
292	Int. Society of Citriculture	331	Latin American Association of Development Organisations and Plants	365	Third World Foundation for Social and Economic Studies	398	World Federation of Societies of Anaesthesiologists		
293	Int. Society of City and Regional Planners	332	Latin American Association of Pharmaceutical Industries	366	Third World Network	399	World Federation of Teachers Unions		
294	Int. Society of Haematology	333	Latin American Council for Adult Education	367	Trade Union Int. of Agricultural, Food, Commerce and Textiles Workers	400	World Heart Federation		
295	Int. Society of Nurses in Cancer Care	334	Latin American Federation of Journalists	368	Trade Unions Int. of Food, Tobacco, Hotel and Allied Industries Workers	401	World Hypertension League		
296	Int. Society of Radiological Technologists	335	Latin American Federation of Pharmaceutical Industries	369	Tropical Growers Association	402	World Islamic Call Society		
297	Int. Society of Soil Science	336	Latin American Industrialists Association	370	Union of Industrial and Employers Confederations of Europe	403	+ World Medical Association		
298	Int. Special Dietary Foods Industries	337	Latin American Plastics Institute	371	Union of Producers, Conveyors and Distributors of Electric Power in Africa	404	World Movement of Christian Workers		
299	Int. Tanker Owners Pollution Federation	338	Latin American Shipowners Association						
300	Int. Tea Committee								
301	Int. Technical Tropical Timber Association								
302	Int. Technology Information Center								
303	Int. Theatre Institute								
304	Int. Transport Workers Federation								

A6. Exemplarisches E-Mail Anschreiben

Von: Daniel Schwenger <daniel.schwenger@ngo-research.info>
An: example@ngo.org
Betreff: Research contact to Example NGO

Dear NGO representative of Example NGO,

Being a doctorate student, I am looking for a research contact who participates in an online assessment about the general organizational structure of your organization. My study is conducted through the University of Eichstaett-Ingolstadt in Bavaria/Germany and aims to benefit the whole NGO sector through findings of **organizational structures and best practices of international NGOs**.

With this invitation, especially NGOs in Consultative Status with United Nations ECOSOC are contacted. Therefore, **I kindly ask for your participation in my online assessment. Alternatively, please forward this request to your director or an organization member who is experienced in the management and coordination of your organization on either a national or international level.**

This **highly professional online assessment is designed most user-friendly and takes 15 minutes to complete**. It has been thoroughly tested and approved by NGOs. Information will be asked from an overall organizational perspective. The retrieved data will be handled in the strictest confidence.

Participants will benefit from an exclusive preview of the survey's final findings. As a small token of gratitude, an iPod Nano will be raffled among all participants who participate until 31 March 2011.

.....

To participate at the online-assessment, please follow this link:

<http://evaluation.ezplus.de/index.php?lang=en&sid=19845&token=855jt68jubic8z>

.....

Please contact me for any questions directly at daniel.schwenger@ngo-research.info.

Thank you very much.

Sincerely,

Daniel Schwenger
Project Lead and Doctoral Student
University Eichstaett-Ingolstadt,
Auf der Schanz 49, 85049 Ingolstadt, Germany



QUICK FACTS: Assessment on international NGOs

What is the background of this research?

Demands for accountability and financial constraints put a growing pressure on the management of NGOs. This survey aims to benefit the NGO sector as a whole through a better understanding of the diversity of organizational structures of international NGOs. This assessment is a follow-up of a survey conducted in cooperation with the United Nations NGO Branch.

What is this assessment about?

This questionnaire assesses different organizational structures of international NGOs and how they relate to the achievement of their objectives and goals.

Who is conducting this assessment?

The survey is a central part of a research study of the University Eichstaett-Ingolstadt in Germany. It is conducted by the doctoral student Daniel Schwenger. His work for NGOs in Germany and in the USA has triggered his interest in researching about NGO-management.

Why should you participate in the survey?

Your input contributes to identify organizational models and best practices in organization and management. The final results are to benefit of the whole sector and will be shared with you as a participant.

Which organizations is the survey directed to?

This assessment is by invitation only and especially directed to NGOs in Consultative Status with the United Nations Economic and Social Council (ECOSOC).

Who should answer the questions?

Each invited organization is kindly asked to answer the questionnaire through at least one key informant. They should have gained sufficient experience in the management and coordination of the organization on either a national or international level.

What happens to the data?

Information will be asked on an organizational level only. The retrieved data will be handled in the strictest confidence.

How long does the survey take?

The online survey covers five pages and takes 15 minutes to complete. It is compatible to mobile devices such as iPhones and can be filled out anywhere.

By when should we complete the survey?

Thank you for your participation latest by 31 March 2011.

Where can I access the survey?

Please click here: <http://evaluation.ezplus.de/index.php?lang=en&sid=19845&token=855jt68jubic8z>



Ingolstadt School
of Management

A7. Exemplarische E-Mail Erinnerung

Von: Daniel Schwenger <daniel.schwenger@ngo-research.info>
An: example@ngo.org
Betreff: Research request to Example NGO - Deadline extended to 3 June

Dear NGO representative of Example NGO,

For my doctoral research on organizational structures of NGOs in relationship with the United Nations, I invited your NGO to an online assessment.

Deadline was set for 31 March. Since some NGO requested extra time and to give additional participants the chance to participate, I extended deadline.

All requested organizations who could not participate are asked to participate until this **Friday 3 June 2011, 12 pm EST**.

.....

- Please access the assessment through this link:

<http://evaluation.ezplus.de/index.php?lang=en&sid=19845&token=855jt68jubic8z>

.....

-Please click here, if you do not wish to receive any further invitation. (This link works in any case): <http://evaluation.ezplus.de/optout.php?lang=en&sid=19845&token=855jt68jubic8zvm>

-Users with troubles to connect may use this direct link:

<http://www.ngo-research.info/direct>

Thank you very much for taking the time to participate. Please contact me should you need any further assistance.

Sincerely,

Daniel Schwenger
Project Lead and Doctoral Student
University Eichstaett-Ingolstadt,
Auf der Schanz 49, 85049 Ingolstadt, Germany

A8. Fragebogen Einführungsseite



RESEARCH PROJECT ON ORGANIZATIONAL STRUCTURES OF NGOS (ECOSOC SPECIAL INVITATION)

Introduction

This online project is an integral part of a doctorate research at the **University Eichstaett-Ingolstadt (Germany)**. It assesses the diverse organizational structures of international nongovernmental organizations (NGOs) and how they relate to the achievement of their goals.

This assessment is **by invitation only and especially directed to NGOs in Consultative Status with the United Nations Economic and Social Council (ECOSOC)**. It is the final part of an empirical research project and serves a follow-up of first survey conducted in cooperation with the United Nations NGO Branch.

The research objective is to **benefit the whole NGO sector** through the identification of organizational models and best practices in organization and management. As a result best practices are highlighted and sent to all participants.

Each invited NGO is kindly asked to answer the questionnaire through at least one key informant. They should have gained **sufficient experience in the management and coordination of the organization** on either a national or international level. Information will be asked from an overall organizational perspective only. The retrieved data will be handled in the strictest confidence.

Directions

Filling out the online assessment is user-friendly and **takes 10 to 15 minutes to complete**.

All invited participants are asked to **kindly complete the survey until 31 March 2011**.

Participants will benefit from an exclusive preview of the survey results. As a small token of gratitude, an iPod will be raffled among all participants.

For the scientific validity of this assessment a sufficient number of entries is needed. Your contribution to this research is highly appreciated - Thank you very much for your contribution!

Contact:




Dipl.-Kfm. Daniel Schwenger (Project Lead and Doctoral Student)
Ingolstadt School of Management
Auf der Schanz 49, 85049 Ingolstadt, Germany
E-Mail: daniel.schwenger@ngo-research.info




Ingolstadt School
of Management

[Next >>](#)


A9. Internetfragebogen



KATHOLISCHE
UNIVERSITÄT
EICHSTÄTT
INGOLSTÄDT



Ingolstadt School
of Management



ASSESSMENT ON ECOSOC NGOS 2011

0% 100%

PAGE 1 OF 7

Answering the following questions takes 10 to 15 minutes.

Please fully answer all questions. This enables a full analysis and ensures the scientific integrity of the results.

Please answer all questions from an overall perspective of your organization.

What organizational form matches best your organization?

Choose one of the following answers

- ☐ **Centralized Organization**
 These are unitary organizations with a clear headquarters and branches at local or national levels. While these branches may enjoy some degree of autonomy there is a central hierarchy and control structure.
- ☐ **Federation**
 These are member organizations with a common name and charter, a single governing body and local self determination of it's local organizations
- ☐ **Confederation**
 These are looser structures in which the member organizations are autonomous but agree on a set of common ground rules.
- ☐ **Network**
 These structures combine both a strong global coordination and autonomy of it's global, national and local organizations.
- ☐ none of the above:
- ☒ **No answer**

Which means of coordination dominate within your organization?

	++	+	equal	+	++		No answer
Formal operational and administrative controls	<input type="radio"/>	<input type="radio"/>	<input type="radio"/>	<input type="radio"/>	<input type="radio"/>	Informal, personal and group controls	<input checked="" type="radio"/>
High hierarchies and large power distance	<input type="radio"/>	<input type="radio"/>	<input type="radio"/>	<input type="radio"/>	<input type="radio"/>	Low hierarchies and little power distance	<input checked="" type="radio"/>
Many rules and regulations	<input type="radio"/>	<input type="radio"/>	<input type="radio"/>	<input type="radio"/>	<input type="radio"/>	Little rules and regulations	<input checked="" type="radio"/>
Leadership through authority	<input type="radio"/>	<input type="radio"/>	<input type="radio"/>	<input type="radio"/>	<input type="radio"/>	Leadership through trust	<input checked="" type="radio"/>



Please choose the dominant side and select [+] = dominates or [++] = dominates strongly.
Choose [equal] if both sides dominate to the same degree.

According to which criteria is your main office or headquarters organized?

Choose one of the following answers

- ☐ Functions (Human Resources, Marketing & Communication, Finance, etc.)
- ☐ Programs, projects, campaigns or services
- ☐ Regions
- ☐ Contributors or key donors
- ☐ Other or several criteria:
- ☒ No answer

Do you have any further comments on the organizational set-up of your organization's main office or headquarters?

How are international activities coordinated by the main office / headquarter?

Choose one of the following answers

- ☐ through the direct coordination of the directors office
- ☐ through a separate international department
- ☐ through each department individually
- ☐ Other:
- ☒ No answer

Please turn to the next page through clicking the "next" button below:





[<< Previous](#) [Next >>](#)

ASSESSMENT ON ECOSOC NGOS 2011

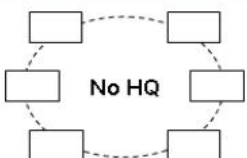
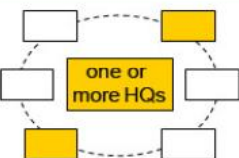
0% 100%

PAGE 2 OF 7

* Which general organizational set-up best describes your overall organization?

 <p>No physical Office/unit</p> <p>The organization has no physical offices or units.</p> <p><input type="radio"/></p>	 <p>Single Unit</p> <p>The overall organization only consists of one single office.</p> <p><input type="radio"/></p>	 <p>one country</p> <p>The overall organization has several units in one country only.</p> <p><input checked="" type="radio"/></p>	 <p>Several countries</p> <p>The overall organization has several units in several countries.</p> <p><input type="radio"/></p>
---	---	--	---

What is the general centralization like in your organization?

 <p>No HQ</p> <p>There is no central unit or headquarters</p> <p><input type="radio"/></p>	 <p>one or more HQs</p> <p>There is one or more central unit(s) or headquarters</p> <p><input checked="" type="radio"/></p>	<p>No answer</p> <p><input type="radio"/></p>
---	---	---

* Is your organization part of an international alliance or coalition?

If yes, please name one example where your organization shows strong commitment.

Choose one of the following answers

- ☒ No
- ☐ Yes - Please specify:

Please try to answer the following questions on the next page from the perspective your **national** organization if possible! ('units abroad' may refer to the branches in your country.)

<< Previous Next >>

PAGE 3 OF 7


The following questions cover key organizational aspects of your organization. Answering takes approximately 3 to 5 minutes.

Optional: Skip this page

Only check this option if you can **not** give adequate answers!

☐ **Skip this page**
(only check this option if you can not give adequate answers)

* To which degree do the following **types of control and decision-making** fit your organization?
Please rank from 1 = "no match" to 5 = "strong match"



TYPE 1: The skills and resources of our organization are **centralized** and globally scaled. Decisions and responsibilities in our organization depend on the headquarters which has **tight formal control**.



TYPE 2: Some skills, resources and decisions are **decentralized**. However, the most strategic skills and resources are **centrally controlled** by headquarters, which holds many formal controls.



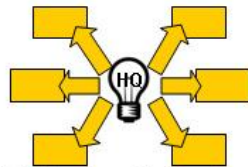
TYPE 3: The skills and resources of our organization are **decentralized** and spread around the world. Each unit abroad makes its own decisions and operates independently. The headquarters has **limited and informal control**.



TYPE 4: The skills and resources of our organization are **specialized** and spread around the world. Our units abroad cooperate and depend upon each other. Therefore decisions are made based on a **complex and shared process**.

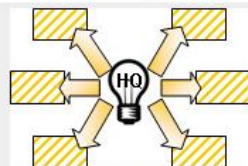
*** How is expertise developed and used in your organization?**

Please rank the following types according their fit to your organizational set-up from 1 = "no match" to 5 = "strong match"



1 2 3 4 5
☐ ☐ ☐ ☐ ☐

TYPE 1: The expertise is **developed and retained at the headquarters**.
 Units abroad **execute but cannot modify it**.



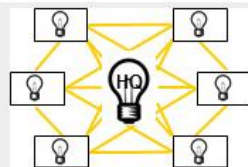
☐ ☐ ☐ ☐ ☐

TYPE 2: The expertise is developed **at the headquarters** and disseminated to the units abroad. The units abroad **may use and modify** the knowledge.



☐ ☐ ☐ ☐ ☐

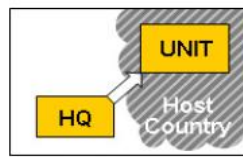
TYPE 3: Expertise is developed and used **in the units abroad**. It tends not to be transferred to other units of the organization.



☐ ☐ ☐ ☐ ☐

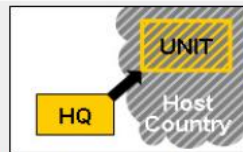
TYPE 4: The expertise **is jointly developed and shared** by the headquarters and units abroad.

* To which degree do the following **roles of units abroad** fit your **organizational set-up**?
Please rank the following types from 1 = "no match" to 5 = "strong match"



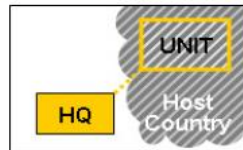
1 2 3 4 5
○ ○ ○ ○ ○

TYPE1: Our units abroad realize and **implement the exact strategies** developed in our headquarters to the host countries.



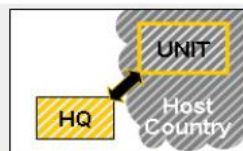
○ ○ ○ ○ ○

TYPE 2: Our units abroad receive expertise from our headquarters and **modify their competencies to the best advantage of the host country's needs** and differences.



○ ○ ○ ○ ○

TYPE 3: Our units abroad **build a strong local presence and adapt competencies to the needs of the host countries.**



○ ○ ○ ○ ○

TYPE 4: Our units abroad **both contribute their individual strengths** both to a worldwide organizational strategy while they **respond to the needs** and differences of their host countries.



Please turn to the next page ...

<< Previous Next >>

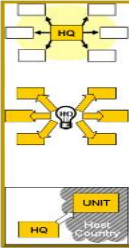
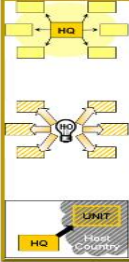
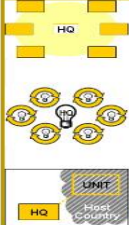
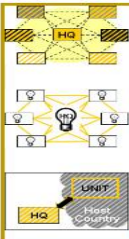
ASSESSMENT ON ECOSOC NGOS 2011

0% 100%

PAGE 4 OF 7

➤ Having seen all organizational dimensions: Does one of the presented models align with your organizational set up?


Choose one of the following answers

- ☐  Control and decision making is **centralized** at the headquarters.
The expertise is **developed at the headquarters** and executed with units abroad.
The units abroad **fully implement the headquarters' strategies**.
- ☐  Control and decision-making is **centralized for most strategic decisions** and decentralized for others.
The expertise is **developed at the headquarters** and **may be modified** by the units abroad.
The units abroad **modify competencies to the host countries**.
- ☐  Control and decision-making is **decentralized**.
Expertise is developed in **each unit** abroad.
The international units **adapt their competencies to the host countries**.
- ☐  Control and decision-making is **complex and shared**.
The expertise is **jointly developed and shared**.
The units abroad both **contribute to a worldwide strategy** and **adapt their competencies** to the host countries.
- ☐ none of the above


Do you have any further comments on the organizational structure of your organization?

Please turn to the next page ...


<< Previous Next >>



KATHOLISCHE
UNIVERSITÄT
EICHSTÄTT
INGOLSTADT



Ingolstadt School
of Management



ASSESSMENT ON ECOSOC NGOS 2011

0% 100%

PAGE 5 OF 7

The following questions assess various aspects of size and work of your organization. Answering takes approximately 3 to 5 minutes. Please try to answer all questions. Especially this data needed for a full analysis. Thank you!

How important are the following contributors in the budget generation of your organization?
Please rank from 1 = not important to 5 very important.

	1	2	3	4	5	No answer
Private Individuals	<input type="radio"/>	<input type="radio"/>	<input type="radio"/>	<input type="radio"/>	<input type="radio"/>	<input checked="" type="radio"/>
Foundations	<input type="radio"/>	<input type="radio"/>	<input type="radio"/>	<input type="radio"/>	<input type="radio"/>	<input checked="" type="radio"/>
Business corporations	<input type="radio"/>	<input type="radio"/>	<input type="radio"/>	<input type="radio"/>	<input type="radio"/>	<input checked="" type="radio"/>
Governmental institutions	<input type="radio"/>	<input type="radio"/>	<input type="radio"/>	<input type="radio"/>	<input type="radio"/>	<input checked="" type="radio"/>
International organizations	<input type="radio"/>	<input type="radio"/>	<input type="radio"/>	<input type="radio"/>	<input type="radio"/>	<input checked="" type="radio"/>
other	<input type="radio"/>	<input type="radio"/>	<input type="radio"/>	<input type="radio"/>	<input type="radio"/>	<input checked="" type="radio"/>

Compared to the last year: Is your budget for 2011 growing or shrinking?
Choose one of the following answers

Please choose... ▼

What percentage of your organization's budget is spent on administrative costs for controlling and directing your organization? (No fund-raising or programme expenditures)

Please choose... ▼

*

How have the following aspects changed in your organization over the last 5 years?

Please answer from 1 = greatly deteriorated, to 5 = greatly improved.

	1	2	3	4	5
Achievement of organization's mission	<input type="radio"/>	<input type="radio"/>	<input type="radio"/>	<input type="radio"/>	<input type="radio"/>
Number of individual donors and supporters	<input type="radio"/>	<input type="radio"/>	<input type="radio"/>	<input type="radio"/>	<input type="radio"/>
Size of budget	<input type="radio"/>	<input type="radio"/>	<input type="radio"/>	<input type="radio"/>	<input type="radio"/>
Costs of administration	<input type="radio"/>	<input type="radio"/>	<input type="radio"/>	<input type="radio"/>	<input type="radio"/>
Operational flexibility of organization	<input type="radio"/>	<input type="radio"/>	<input type="radio"/>	<input type="radio"/>	<input type="radio"/>

*

Regarding the same aspects, how would you rank your organization over the last 5 years in comparison to your peers?

Please answer from 1 = greatly deteriorated, to 5 = greatly improved.

	1	2	3	4	5
Achievement of organization's mission	<input type="radio"/>	<input type="radio"/>	<input type="radio"/>	<input type="radio"/>	<input type="radio"/>
Number of individual donors and supporters	<input type="radio"/>	<input type="radio"/>	<input type="radio"/>	<input type="radio"/>	<input type="radio"/>
Size of budget	<input type="radio"/>	<input type="radio"/>	<input type="radio"/>	<input type="radio"/>	<input type="radio"/>
Costs of administration	<input type="radio"/>	<input type="radio"/>	<input type="radio"/>	<input type="radio"/>	<input type="radio"/>
Operational flexibility of organization	<input type="radio"/>	<input type="radio"/>	<input type="radio"/>	<input type="radio"/>	<input type="radio"/>

*

How has the organizational structure influenced these aspects in your organization?

Please answer from 1 = very low, to 5 = very high

	1	2	3	4	5
Achievement of organization's mission	<input type="radio"/>	<input type="radio"/>	<input type="radio"/>	<input type="radio"/>	<input type="radio"/>
Growth of individual donors and supporters	<input type="radio"/>	<input type="radio"/>	<input type="radio"/>	<input type="radio"/>	<input type="radio"/>
Growth of budget	<input type="radio"/>	<input type="radio"/>	<input type="radio"/>	<input type="radio"/>	<input type="radio"/>
Lowering cost for administration	<input type="radio"/>	<input type="radio"/>	<input type="radio"/>	<input type="radio"/>	<input type="radio"/>
Increasing operational flexibility of organization	<input type="radio"/>	<input type="radio"/>	<input type="radio"/>	<input type="radio"/>	<input type="radio"/>



Please turn to the next page...

[<< Previous](#) [Next >>](#)



Ingolstadt School
of Management

ASSESSMENT ON NGOS IN THE UN-SYSTEM (+)

0% 100%

PAGE 6 OF 7

These last questions assess important general aspects of your organization.
2 to 3 minutes are required. Your answers are important for a full analysis of the data.

Please classify your organization's predominant activity:

Choose one of the following answers

- ☐ Operational services and programme support only
- ☐ Advocacy and campaigning only
- ☐ Both: services and advocacy
- ☐ Other:
- ☒ No answer

In which field of work does your organization mainly operate?

Choose one of the following answers

- ☐ **Culture, Arts and Recreation**
(includes cultural societies, sports clubs, social clubs, service clubs like the Lions, Rotary etc.)
- ☐ **Education & Research**
(includes primary and higher education, vocational schools, adult and continuing education or research institutes)
- ☐ **Health**
(includes hospitals, health institutions, preventive health care, emergency medical services)
- ☐ **Social Services**
(includes, shelters, food distribution, welfare services for children, elderly, refugees, handicapped or homeless people)
- ☐ **Environment**
(includes environmental and animal wildlife conservation and protection)
- ☐ **Community and Neighborhood Organizations**
(includes domestic economic and social development activities)
- ☐ **Civil Liberty Organizations**
(includes civic associations, legal services and consumer protection)
- ☐ **Philanthropy & Donating Charities**
(includes foundations, volunteer bureaus, fund-raising organizations)
- ☐ **Churches and Religious Communities**
(includes synagogues, mosques and other places of worship)
- ☐ **International Advocacy and Service Organizations**
(includes sustainable development, international human rights and peace promotion, development assistance, international disaster and relief, exchange and cultural programs)
- ☐ **Business & Professional Associations, Unions**
(includes associations among businesses, professionals, and unions)
- ☐ OTHER (please specify):
- ☒ No answer

When was your organization founded?

Please enter a 4-digit year in the fashion "1989"

Only numbers may be entered in this field

Please provide the appropriate numbers for your individual members and supporters, staff and volunteers of your organization worldwide:**Organization worldwide**Individual donors and supporters Employed staff Volunteer staff members **Please estimate the size of your organization's annual budget (or overall expenses) in 2010 (in US-Dollars for your organization worldwide).**

Choose one of the following answers

Please choose... [? Please click here for a currency converter.](#)**In which country is your organization's main office or headquarters located?**

Choose one of the following answers

Please choose... **Please indicate the world regions in which your organization has permanent offices:**


Check any that apply


- ☐ Europe
- ☐ Central Asia
- ☐ East & Southeast Asia
- ☐ South Asia
- ☐ Australia - Oceania
- ☐ Middle East
- ☐ Africa
- ☐ North America
- ☐ South/Central America and Caribbean

Does your organization have affiliations with intergovernmental organizations or corporations?


Check any that apply

- ☐ **United Nations ECOSOC Status**
(includes ECOSOC General Consultative Status, ECOSOC Special Consultative Status, or ECOSOC Roster Status)
- ☐ **Affiliations with further United Nations specialized agencies, programmes or funds**
(Organizations include International Telecommunication Union (ITU), United Nations Children's Fund (UNICEF), UN Conference on Trade and Development (UNCTAD), UN Department of Public Information (DPI), UN Educational, Scientific and Cultural Organization (UNESCO), UN Food and Agriculture Organization (FAO), UN Industrial Development Organization (UNIDO), World Health Organization (WHO), World Food Programme (WFP), or World Intellectual Property Organization (WIPO))
- ☐ **Affiliations with other intergovernmental organizations**
(includes or the Council of Europe, The Global Fund, World Trade Organization (WTO), The World Bank Organization)
- ☐ **Other associations (Please specify):**





Ingolstadt School
of Management



ASSESSMENT ON ECOSOC NGOS 2011

0% 100%

PAGE 7 OF 7

This assessment is anonymous and all information will be kept strictly confidential. You may complete this survey without leaving any organizational contacts or names.

However, we ask you to leave the name or website of your organization. This allows us to get a better picture of your organization. Thank you very much!

Please provide the name of your organization.

Name of organization

Website

Your name (optional)

Your e-mail contact (optional)

What is your position and how long you have been at this organization?

Your position:

No answer ▼

Years in organization:

No answer ▼

We hope you might have found this assessment interesting. Participants will benefit from an exclusive preview of the survey results at the end of the year.

Please evaluate this final statements.

Please answer from 1 = not at all, to 5 = very much

	1	2	3	4	5	No answer
How involved are you in strategic activities of your organization?	<input type="radio"/>	<input type="radio"/>	<input type="radio"/>	<input type="radio"/>	<input type="radio"/>	<input checked="" type="radio"/>
How involved are you in operational activities of your organization?	<input type="radio"/>	<input type="radio"/>	<input type="radio"/>	<input type="radio"/>	<input type="radio"/>	<input checked="" type="radio"/>
How clear was this questionnaire?	<input type="radio"/>	<input type="radio"/>	<input type="radio"/>	<input type="radio"/>	<input type="radio"/>	<input checked="" type="radio"/>

Optional question: Would you like to evaluate some general statements on the NGO sector?

☒ Yes

Please take a general perspective on the NGO sector and evaluate these statements.

Please answer from 1 = strongly disagree, to 5 = strongly agree.

	1	2	3	4	5	No answer
Competition in the NGO sector has risen	<input type="radio"/>	<input type="radio"/>	<input type="radio"/>	<input type="radio"/>	<input type="radio"/>	<input checked="" type="radio"/>
Lower income has forced us to cut our organization's budget	<input type="radio"/>	<input type="radio"/>	<input type="radio"/>	<input type="radio"/>	<input type="radio"/>	<input checked="" type="radio"/>
An NGO has to have thorough knowledge to maintain it's uniqueness within the sector	<input type="radio"/>	<input type="radio"/>	<input type="radio"/>	<input type="radio"/>	<input type="radio"/>	<input checked="" type="radio"/>
PR and fundraising have become a necessity for an NGO	<input type="radio"/>	<input type="radio"/>	<input type="radio"/>	<input type="radio"/>	<input type="radio"/>	<input checked="" type="radio"/>
A flexible and efficient organizational structure has become increasingly important for NGOs	<input type="radio"/>	<input type="radio"/>	<input type="radio"/>	<input type="radio"/>	<input type="radio"/>	<input checked="" type="radio"/>
Pooling resources and sharing facilities with other NGOs has become increasingly important	<input type="radio"/>	<input type="radio"/>	<input type="radio"/>	<input type="radio"/>	<input type="radio"/>	<input checked="" type="radio"/>
Cooperations with private sector companies have become increasingly important	<input type="radio"/>	<input type="radio"/>	<input type="radio"/>	<input type="radio"/>	<input type="radio"/>	<input checked="" type="radio"/>
Long-term cooperations of more than 3 years with other NGOs have become increasingly important	<input type="radio"/>	<input type="radio"/>	<input type="radio"/>	<input type="radio"/>	<input type="radio"/>	<input checked="" type="radio"/>
Short-term cooperations of less than a year with other NGOs have become increasingly important	<input type="radio"/>	<input type="radio"/>	<input type="radio"/>	<input type="radio"/>	<input type="radio"/>	<input checked="" type="radio"/>
The rising demand for accountability and performance measurement changes the NGO sector	<input type="radio"/>	<input type="radio"/>	<input type="radio"/>	<input type="radio"/>	<input type="radio"/>	<input checked="" type="radio"/>
The idea of social entrepreneurship changes the NGO sector	<input type="radio"/>	<input type="radio"/>	<input type="radio"/>	<input type="radio"/>	<input type="radio"/>	<input checked="" type="radio"/>
Big foundations (i.e. The Gates Foundation, The Global Fund) change the NGO sector	<input type="radio"/>	<input type="radio"/>	<input type="radio"/>	<input type="radio"/>	<input type="radio"/>	<input checked="" type="radio"/>

Do you have any further comments, feedback or thoughts on the statements above?

Please indicate if you would like to receive the results of this survey and participate in the prize drawing

If yes, please leave your e-mail contact below.

Check any that apply

- ☐ I would like to participate in the drawing of an I-Pod Nano 8GB (Please leave your e-mail or register at survey@ngo-research.info)
- ☐ I would like to receive the **results** of this survey.
- ☐ Please keep me updated on further projects and learning opportunities in NGO management.



That's it!

Please press "submit" to complete the survey.

Do you have any further comments, feedback or thoughts on this survey?

Optional question for data integrity:

☐ **DO NOT COUNT MY RESULTS**

I just looked at the survey or I could not give adequate answers.

[<< Previous](#) [Submit](#)

Global NGO-Survey - Organizer: University Eichstaett-Ingolstadt, Germany.

Trouble filling out this assessment? [Click here for help.](#)

A10. Hilfe- und Service-Seite**SURVEY HELP AND INSTRUCTIONS****Technical requirements**

This survey has been designed most user friendly and has been thoroughly tested. However, technical problems may occur if your older versions of the internet browser "Internet Explorer".

If you encounter problems, you might to

- use an alternative browser like "Firefox", "Safari", "Google Chrome" or other.
- do the survey through the universal-access site at <http://www.ngo-research.info/direct/>

Cookie activation

Your answers will be automatically saved. In case of an interruption you may come back to complete the survey on the same computer.

Filling out the survey

Please choose the appropriate response(s) by clicking on the relevant button or typing in the answer in the text box following the question:

	1	2	3	4	5
Achievement of organization's mission	<input type="radio"/>	<input type="radio"/>	<input checked="" type="radio"/>	<input type="radio"/>	<input type="radio"/>
Number of individual donors and supporters	<input type="radio"/>	<input type="radio"/>	<input type="radio"/>	<input checked="" type="radio"/>	<input type="radio"/>
Size of budget	<input type="radio"/>	<input checked="" type="radio"/>	<input type="radio"/>	<input type="radio"/>	<input type="radio"/>
Costs of administration	<input type="radio"/>	<input type="radio"/>	<input type="radio"/>	<input type="radio"/>	<input type="radio"/>

Please select the "next" button to move on to the next page

Next >>

A few of the questions are mandatory. These questions are indicated through a (*) "red star" at the start of the question:



If a question is mandatory, please make sure **to fully complete them** since they are necessary to advance to the next page:

Please complete all parts of a mandatory question!

Should you require any further information, please contact me directly:

Daniel Schwenger, Ingolstadt School of Management

- Direct Phone: +49-841-937-1928
- Cell Phone: +49-178-5149116
- Email: daniel.schwenger[at]ngo-research.info
- University Eichstätt-Ingolstadt,
Mail Address: Auf der Schanz 49, 85049 Ingolstadt, Germany

A11. Verzeichnis der Expertengespräche

- Mai 2009: Michael Kessler, Referent WTO-Einheit, Ständige Vertretung der Bundesrepublik Deutschland, Genf: Expertengespräch zu Wettbewerbsdruck für NGOs und Kontakt zu akkreditierten NGOs in Genf.
- Mai 2009: Dr. Peter Wahl, Leiter Arbeitsbereich Finanzmärkte, NGO "Weltwirtschaft, Ökologie & Entwicklung (WEED)": Expertengespräch internationalen Organisationsstrukturen im NGO-Sektor.
- Januar 2010: Atul Kaushik, Director, CUTS Geneva Resource Centre, NGO "CUTS International (Consumer Unity & Trust Society)", Genf: Expertengespräch zu Internationalisierung und Organisationsstruktur von CUTS als indische NGO.
- Januar 2010: Hamish Jenkins, Programme Officer, Nongovernmental Liaison Service (NGLS), Genf: Kontakt zu akkreditierten NGOs in Genf.
- Januar 2010: Professor Thomas Straub, Leiter des Masterstudiengangs of Advanced Studies "Modern Management for Non Profit Organizations", Universität Genf: Expertengespräch zu Forschungsmethodik und Fragen insbesondere NGO-Performance.
- Januar 2010: Ricardo Espinosa, Chief, Relations with NGOs and Civil Society, United Nations Office at Geneva: Kontakt zu akkreditierten NGOs im System der Vereinten Nationen, insbesondere zu NGOs in Konsultativstatus mit dem Wirtschafts- und Sozialrat.
- Januar 2010: Ursula Siegfried, Leiterin des Welcome Desks für NGOs in Genf, NGO "Mandat International", Genf: Kontakt zu akkreditierten NGOs in Genf und Klassifikationsdimensionen von NGO-Tätigkeiten.
- Januar 2010: Werner Schleiffer, Geschäftsführer des CoNGO Sekretariats, NGO "The Conference of NGOs in Consultative Status with the United Nations (CoNGO)", Genf: Kontakt zu Mitgliedern des CoNGO und Informationsgespräch zu Dimensionen von NGO-Budgetklassen.
- Januar 2010: Peter Bendix, Geschäftsführer OXFAM Deutschland, Oxfam Deutschland: Expertengespräch zu Wettbewerbsdruck im NGO-Sektor sowie zur internationalen Organisation von OXFAM.
- März 2010: Brian Pratt, Executive Director, NGO-Beratung INTRAC, Oxford: Expertengespräch zu aktuellen Trends insbesondere zu Wett-

bewerbsdruck, internationalem Markteintritt und Organisationsstrukturen von NGOs.

- März 2010: Dr. Tom Davies, Lecturer Department of International Politics, Centre for International Politics, City University of London: Expertengespräch zur Rolle und Geschichte internationaler NGOs.
- März 2010: Paul Clarke, Gründer und Berater, NGO Beratung "Oxford Change Management", Oxford: Expertengespräch zu Wettbewerbsdruck im NGO-Sektor.
- März 2010: Professor Jenny Harrow, Professor of Voluntary Sector Management; Co-Director of ESRC Research Centre on Charitable Giving and Philanthropy, Cass Business School - Centre for Charity Effectiveness, City University of London: Expertengespräch zu aktuellen Trends insbesondere zu Finanzierung und Erfolgsfaktoren von NGOs.
- März 2010: Professor John Hailey, Senior University Teacher, Cass Business School - Centre for Charity Effectiveness, City University of London: Expertengespräch zu Transnationalen Organisationsstrukturen im NGO Sektor.
- März 2010: Professor Peter Willetts, Emeritus Professor of Global Politics, City University of London: Expertengespräch zum Anstieg von NGOs weltweit sowie zum Einbezug bei den Vereinten Nationen.
- März 2010: Robin Broadway, Careers Consultant for NGOs; former Human Resources Officer IMF Washington, The London School of Economics and Political Science, London: Expertengespräch zum Thema Markt und Wettbewerbsdruck für NGOs.
- Mai 2010: Beth Peoc'h, Officer in Charge, Nongovernmental Liaison Service (NGLS), Genf: Kontakt zu akkreditierten NGOs im System der Vereinten Nationen, Kontaktmöglichkeiten zu assoziierten NGOs des NGLS.
- Mai 2010: Dipl. Soz. Norman Spengler, akademischer Mitarbeiter und Projektverantwortlicher "Zivilgesellschaft in Zahlen", Centrum für Soziale Investitionen und Innovationen, Ruprecht-Karls-Universität Heidelberg: Klassifikationsdimensionen von NGOs, Insbesondere NGO-Tätigkeiten.
- Mai 2010: Dr. Jem Bendell, Executive Director, NGO Beratung "Life-worth Consulting", London: Expertengespräch zu Wettbewerbsdruck im

NGO-Sektor.

- Mai 2010: María Pérez-Esteve, External Relations Assistant, Information and External Relations Division, World Trade Organisation, Genf: Kontakt zu akkreditierten NGOs der WTO.
- Mai 2010: Professor Yvonne Stedham, Chair, International Managerial Department, University of Nevada, Reno: Expertengespräch zur Auswertungsmethodik.
- Juli 2010: Arne Molfenter, Desk Officer, United Nations Regional Information Centre, Brüssel: Kontakte zu akkreditierten NGOs des Department Public Information der Vereinten Nationen.
- August 2010: Katja Roll, Senior Civil Society Officer, The Global Fund to Fight AIDS, Tuberculosis and Malaria, Genf: Expertengespräch zur Trends im NGO Sektor, insbesondere Einfluss von Großstiftungen und Wettbewerbsdruck im NGO-Sektor.
- September 2010: Jolanda Groen, Associate Programme Officer, Nongovernmental Liaison Service (NGLS), Genf: Kontakte zu assoziierten NGOs des NGLS.
- Oktober 2010: Joop Theunissen, Deputy Chief, NGO Branch, Office for ECOSOC Support and Coordination (OESC), Department of Economic and Social Affairs (DESA), United Nations, New York: Kontakt zu akkreditierten NGOs im System der Vereinten Nationen, insbesondere zu NGOs in ECOSOC Konsultativstatus und Mitgliedern der NGO-Plattform CSO-NET.
- November 2010: Mark Prasopa-Plaizier,, Former Executive Manager OXFAM Australia; Manager - Humanitarian Coordination Pool, Office for the Coordination of Humanitarian Affairs (OCHA), United Nations, Genf: Kontakt zu Operational-NGOs im System der Vereinten Nationen, insbesondere des OCHA.
- Januar 2011: Heiko Karl Knoch, Head, NGO Unit, Multilateral and NGO Relations Division, UN World Food Programme, Rom: Kontakt zu akkreditierten NGOs des WFP.

Anhang B: Übergreifende Untersuchungsergebnisse

B1. Teilnehmerherkunft nach IP Adressen

Rang	IP-Herkunft	Anz.	Rang	IP-Herkunft	Anz.	Rang	IP-Herkunft	Anz.
1	UNITED STATES	308	30	DOMINICAN REP.	7	35	ALBANIA	2
2	INDIA	179	30	ECUADOR	7	35	ARMENIA	2
3	NIGERIA	115	30	ETHIOPIA	7	35	BAHRAIN	2
4	SWITZERLAND	109	30	GREECE	7	35	BULGARIA	2
5	UNITED KINGDOM	99	30	IRAQ	7	35	CONGO	2
6	GERMANY	64	30	NEW ZEALAND	7	35	COSTA RICA	2
7	PAKISTAN	61	30	ROMANIA	7	35	FIJI	2
8	GHANA	53	30	ZAMBIA	7	35	LUXEMBOURG	2
9	CANADA	51	31	BOLIVIA	6	35	MACEDONIA	2
10	FRANCE	46	31	CAMBODIA	6	35	MALTA	2
11	CAMEROON	36	31	KOREA, REPUBLIC OF	6	35	RWANDA	2
12	NETHERLANDS	36	31	MALAWI	6	35	SINGAPORE	2
13	KENYA	35	31	MAURITIUS	6	35	SLOVAKIA	2
14	BANGLADESH	33	31	UKRAINE	6	35	UNITED ARAB EM.	2
14	UGANDA	33	31	ZIMBABWE	6	35	UZBEKISTAN	2
15	SOUTH AFRICA	31	32	HUNGARY	5	35	YEMEN	2
16	BELGIUM	28	32	IRELAND	5	36	BAHAMAS	1
17	ITALY	27	32	JORDAN	5	36	BARBADOS	1
18	AUSTRALIA	26	32	MALAYSIA	5	36	BELIZE	1
19	SPAIN	24	32	MONACO	5	36	BHUTAN	1
20	NEPAL	21	32	SERBIA	5	36	BOTSWANA	1
21	TURKEY	20	33	BENIN	4	36	BURKINA FASO	1
22	MEXICO	18	33	COTE D'IVOIRE	4	36	CAPE VERDE	1
23	ARGENTINA	15	33	CZECH REPUBLIC	4	36	CENTRAL AFRIC. REP.	1
23	INDONESIA	15	33	GABON	4	36	COOK ISLANDS	1
24	AZERBAIJAN	14	33	GAMBIA	4	36	ERITREA	1
24	BRAZIL	14	33	JAMAICA	4	36	ESTONIA	1
24	ISRAEL	14	33	MOROCCO	4	36	HONG KONG	1
24	LEBANON	14	33	NIGER	4	36	KAZAKHSTAN	1
25	DENMARK	12	33	PANAMA	4	36	KIRIBATI	1
25	EGYPT	12	33	POLAND	4	36	KYRGYZSTAN	1
25	NORWAY	12	33	SAUDI ARABIA	4	36	LATVIA	1
25	SUDAN	12	33	URUGUAY	4	36	LESOTHO	1
25	TANZANIA	12	34	AFGHANISTAN	3	36	LIBYA	1
26	PHILIPPINES	11	34	ALGERIA	3	36	MADAGASCAR	1
27	CONGO, DEM. REP.	10	34	ANGOLA	3	36	MALI	1
27	RUSSIAN FED.	10	34	BURUNDI	3	36	MOLDOVA, REPUBLIC	1
27	SWEDEN	10	34	CHILE	3	36	NEW CALEDONIA	1
28	AUSTRIA	9	34	CROATIA	3	36	NICARAGUA	1
28	CHINA	9	34	DJIBOUTI	3	36	QATAR	1
28	COLOMBIA	9	34	GUATEMALA	3	36	SAINT VINCENT	1
28	JAPAN	9	34	HAITI	3	36	SERBIA MONTENEG.	1
28	PERU	9	34	IRAN, ISLAMIC REP.	3	36	SEYCHELLES	1
28	SRI LANKA	9	34	KOREA, REPUBLIC OF	3	36	SLOVENIA	1
29	FINLAND	8	34	MAURITANIA	3	36	SOMALIA	1
29	GEORGIA	8	34	NAMIBIA	3	36	SURINAME	1
29	LIBERIA	8	34	TAIWAN	3	36	TIMOR-LESTE	1
29	PORTUGAL	8	34	TOGO	3	36	VIETNAM	1
29	SENEGAL	8	34	TRINIDAD TOBAGO	3		TOTAL	2.033
29	THAILAND	8	34	VENEZUELA	3			

Teilnehmerherkunft nach IP Adressen

Quelle: eigene Erhebung, N = 2.033

B2. Wichtigkeit von Unterstützern für befragte NGOs [Q3.1]

	ECOSOC	CSO-NET	ECOSOC	CSO-NET	%ECOSOC	%CSO-NET
Internationale Organisationen	3,10	3,52	409	1383	90%	87%
Stiftungen	3,18	3,41	412	1377	91%	87%
Privatpersonen	3,19	3,35	416	1449	92%	92%
andere	3,05	3,21	203	802	45%	51%
Staatliche Institutionen	3,09	3,04	409	1362	90%	86%
Unternehmen	2,47	2,77	390	1319	86%	83%

Tabelle: Wichtigkeit von Unterstützern für befragte NGOs

Quelle: eigene Erhebung, N = 1.005 – 1.865.

B3. Generelle Tätigkeit befragter NGOs [Q4.1]

	ECOSOC	CSO-NET	% ECOSOC	% CSO-NET
Lobby und Services	207	771	48%	51%
nur Services	81	270	19%	18%
nur Lobby	89	233	20%	15%
andere	58	235	13%	16%
	435	1.509		

Tabelle: Generelle Tätigkeit

Quelle: eigene Erhebung, N = 1.944.

B4. Tätigkeitsbereich befragter NGOs [Q4.2]

NGO's Field of Work (N = 1.966)	ECOSOC					CSO-NET				
	Anzahl Regulär	„Other“ Nachklas- sifizierung	% Regu- lär	% Nach- klassifizie- rung)	% ECOSOC Gesamt	Anzahl Regulär	„Other“ Nachklas- sifizierung	% Regu- lär	% Nach- klassifizie- rung	% CSO- NET Gesamt
International Advocacy and Development Organizations (includes sustainable development, international human rights and peace promotion, development assistance, international disaster and relief, exchange and cultural programs)	135	34	30%	8%	38%	301	105	20%	7%	27%
Social Services (includes, shelters, food distribution, welfare services for children, elderly, refugees, handicapped or homeless people)	30	3	7%	1%	7%	162	8	11%	1%	11%
Education & Research (includes primary and higher education, vocational schools, adult and continuing education or research institutes)	42	12	9%	3%	12%	150	61	10%	4%	14%
Health (includes hospitals, health institutions, preventive healthcare, emergency medical services)	24	10	5%	2%	8%	124	30	8%	2%	10%
Environment (includes environmental and animal wildlife conservation and protection)	31	6	7%	1%	8%	109	13	7%	1%	8%
Community and Neighborhood Organizations (includes domestic economic and social development activities)	17	17	4%	4%	8%	120	78	8%	5%	13%
Culture, Arts and Recreation (includes cultural societies, sports clubs, social clubs, service clubs like the Lions, Rotary etc.)	13	2	3%	0%	3%	54	4	4%	0%	4%
Civil Liberty Organizations (includes civic associations, legal services and consumer protection)	18	8	4%	2%	6%	48	45	3%	3%	6%
Business & Professional Associations, Unions (includes associations among businesses, professionals and unions)	20	7	5%	2%	6%	37	6	2%	0%	3%
Philanthropy & Donating Charities (includes foundations, volunteer bureaus, fundraising organizations)	6	2	1%	0%	2%	16	7	1%	0%	2%
Churches and Religious Communities (includes synagogues, mosques and other places of worship)	3	1	1%	0%	1%	15	5	1%	0%	1%
andere		2	0%	0%	0%	25		0%	2%	2%
Summe	339	104	77%	23%	100%	1.161	362	75%	25%	100%
	443					1523				

B5. Teilnehmende NGOs nach Gründungsjahr [Q4.3]

	Gesamt	% Gesamt	ECOSOC	% ECOSOC	CSO	% CSO
vor 1809	4	0%	1	25%	3	75%
1810-1859	8	0%	4	50%	4	50%
1860-1869	4	0%	2	50%	2	50%
1870-1879	7	0%	3	43%	4	57%
1880-1889	3	0%	1	33%	2	67%
1890-1899	8	0%	6	75%	2	25%
1900-1909	14	1%	6	43%	8	57%
1910-1919	16	1%	9	56%	7	44%
1920-1929	37	2%	18	49%	19	51%
1930-1939	13	1%	6	46%	7	54%
1940-1949	44	2%	21	48%	23	52%
1950-1959	51	3%	25	49%	26	51%
1960-1969	55	3%	24	44%	31	56%
1970-1979	110	5%	50	45%	60	55%
1980-1989	263	13%	78	30%	183	70%
1990-1999	526	26%	126	24%	400	76%
2000-2009	815	40%	72	9%	743	91%
2010-2011	43	2%	0	0%	43	100%
unbekannt	14	1%	0	0%	14	100%
Summe	2.035		452		1.581	
Prozent			22%		78%	
Median	1997		1986		2000	

Tabelle: Teilnehmende NGOs nach Gründungsjahr

Quelle: eigene Erhebung, N = 2.033.

B6. Klassengrenzen zum Gründungsjahr [Q4.3]

Gründungsjahr	ECOSOC	% ECOSOC	CSO-NET	% CSO-NET
1990-2011	198	44%	1.185	76%
1970-1989	128	28%	243	16%
1950-1969	49	11%	57	4%
vor 1950	77	17%	81	5%
Gesamt	452		1.566	

Tabelle: Deskriptive Daten zu Alter errechnet aus Gründungsjahr [Q4.3]

Quelle: eigene Erhebung, N = 2.018.

B7. Anzahl der Unterstützer befragter NGOs [Q4.4.1]

	ECOSOC	CSO-NET	% ECOSOC	% CSO
0-1	47	190	13%	14%

2-4	24	222	6%	16%
5-6	37	168	10%	12%
7-10	30	147	8%	11%
11-15	41	170	11%	13%
16-30	58	158	16%	12%
31-100	61	162	16%	12%
über 101	72	133	19%	10%
Summe	370	1.350		
Anteile	21,5%	78,5%		
Median	100	20		

Tabelle: Anzahl der Unterstützer in Größenklassen und Untersuchungsgruppen

Quelle: eigene Erhebung, N = 1.720.

B8. Anzahl fest angestellter Mitarbeiter [Q4.4.2]

	ECOSOC	CSO-NET	% ECOSOC in Gruppe	% CSO in Gruppe
0-1	46	192	11%	13%
2-4	75	206	18%	14%
5-6	38	166	9%	12%
7-10	47	219	11%	15%
11-15	36	142	9%	10%
16-30	44	199	10%	14%
31-100	52	168	12%	12%
über 101	85	137	20%	10%
Summe	423	1429		
Anteile	22,8%	77,2%		
Median	12	10		

Tabelle: Anzahl fest angestellter Mitarbeiter NGOs in Größenklassen und Untersuchungsgruppen

Quelle: eigene Erhebung, N = 1.854.

B9. Anzahl freiwilliger/ehrenamtlicher Mitarbeiter [Q4.4.3]

	ECOSOC	CSO-NET	% ECOSOC	% CSO in Gruppe
0-2	73	176	19%	13%
3-5	47	216	12%	15%
6-10	42	199	11%	14%
11-15	31	129	8%	9%
16-30	57	213	14%	15%
31-61	27	137	7%	10%
62-251	57	166	14%	12%
über 252	60	163	15%	12%
Summe	394	1.399		
Anteile	21,9%	78,1%		
Median	19	15		

Tabelle: Anzahl freiwilliger/ehrenamtlicher Mitarbeiter in Größenklassen und Untersuchungsgruppen

Quelle: eigene Erhebung, N = 1.793 (ECOSOC N = 394, CSO-NET N = 1.399)

B10. Deskriptive Daten zu Mitarbeiteranzahl [Q4.4]

		Q4.4.1 Unterstützer und Spender			Q4.4.2 fest angestellte Mitarbeiter			Q4.4.3 Freiwillige Mitarbeiter		
		Gesamt	ECOSOC	CSO-NET	Gesamt	ECOSOC	CSO-NET	Gesamt	ECOSOC	CSO-NET
N	Gültig	1.720	370	1.350	1.852	423	1.429	1.793	394	1.399
	Fehlend	313	82	231	181	29	152	240	58	182
	Min	0	0	0	0	0	0	0	0	0
	Max	100 Mio.	25 Mio.	100 Mio.	110.000	110.000	90.000	97 Mio.	97 Mio.	2 Mio.
Perzentile	12,5	2	2	2	1	2	1	2	1	2
	25	5	10	5	4	4	4	5	4	5
	37,5	10	25	10	6	6	6	10	10	10
	50	23	100	20	10	12	10	15	19	15
	62,5	91	300	50	15	24	15	30	30	26
	75	300	1000	200	30	53	25	61	100	56
	87,5	3.000	11.250	1.500	100	300	67	251	400	250

Tabelle: Gesamtübersicht Anzahl und Gruppengrenzen im Fragenkomplex Q4.4

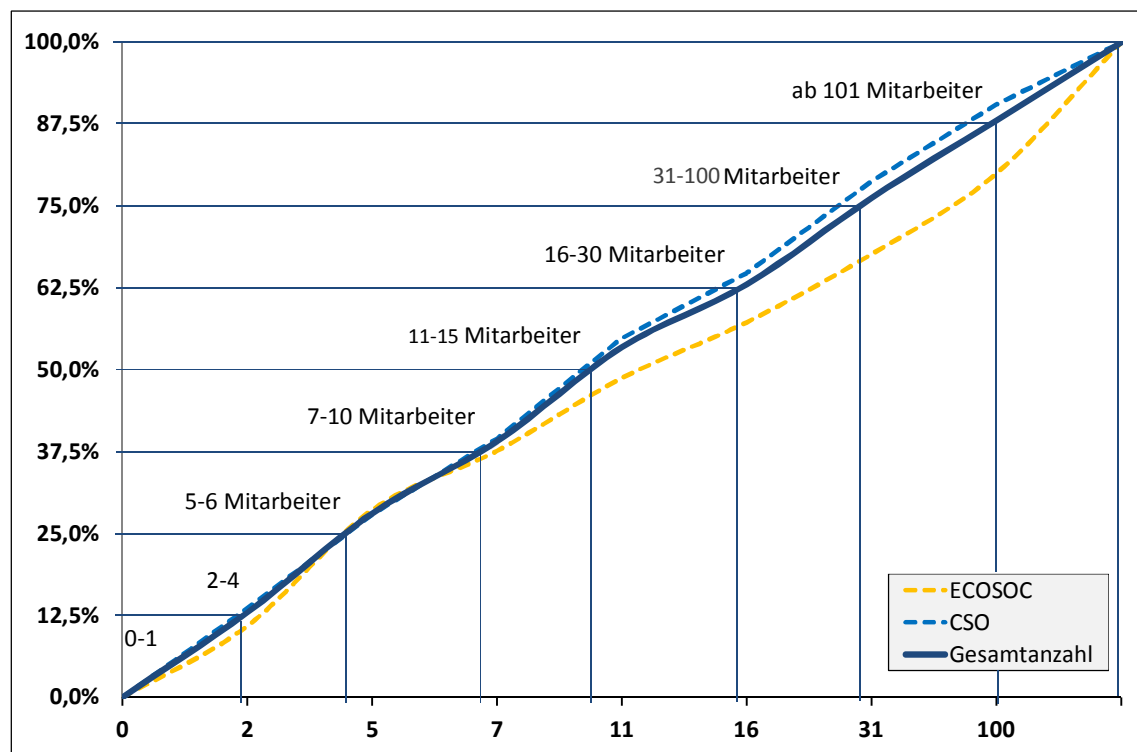
Quelle: eigene Erhebung, N = 2.035.

B11. Bildung der Klassengrenzen zu Mitarbeiterzahl [Q4.4.2]

N (gültig)	1.852		
Median	10		
Minimum	0		
Maximum	25 Mio.		
Klasse	Perzentile	Perzentilwert	Klassengrenzen
1	12,5	1	0-1
2	25	4	2-4
3	37,5	6	5-6
4	50	10	7-10
5	62,5	15	11-15
6	75	30	16-30
7	87,5	100	31-100
8	100	101<	101<

Tabelle: Deskriptive Daten Anzahl fest angestellter Mitarbeiter [Q4.4.2]

Quelle: eigene Erhebung, N = 1.852

**Abbildung: Bildung der Klassengrenzen zu Mitarbeiteranzahl [Q4.4.2]**

B12. Deskriptive Daten zu Budget [Q4.5]

	Klasse	ECOSOC	CSO-NET	% ECOSOC	% CSO-NET
1	bis zu 10.000 USD	32	270	7%	19%
2	10.000 - 50.000 USD	53	330	12%	23%
3	50.000 - 250.000 USD	90	315	21%	22%
4	250.000 - 500.000 USD	43	149	10%	10%
5	500.000 - 1 Mio. USD	40	154	9%	11%
6	1 Mio - 2,5 Mio. USD	60	73	14%	5%
7	2,5 - 5 Mio. USD	26	42	6%	3%
8	über 5 Mio. USD	84	119	20%	8%
Summe		428	1.452		
Median-Klasse		3	4		
Median interpoliert (USD)		129.000	477.000		

Tabelle: Budget teilnehmender NGOs und Anteile der Untersuchungsgruppen

Quelle: eigene Erhebung, N = 1.880.

Anzahl N (ohne Unbekannte Werte)	Median-Klasse	Median Interpolation $x_{med} = um + \frac{\frac{n}{2} - \sum_{k=1}^{m-1} n_k}{n_m} \times (o_m - u_m)$ <i>k = allg. Klasse / m = mediane Klasse, u = untere Grenze / o = obere Grenze n = Anzahl aller Daten</i>
ECOSOC (N = 428)	250.000 - 500.000 USD	476.744 USD
CSO-NET (N = 1.452)	50.000 - 250.000 USD	129.365 USD

Tabelle: Median teilnehmender Untersuchungsgruppen

Quelle: eigene Darstellung (N = 1.880)

B13. Übereinstimmung der IP-Herkunft mit der Zentrale [Q4.6]

Gruppe	Übereinstimmungen	Gesamtzahl	Prozent
ECOSOC	338	452	75%
CSO-NET	1.287	1.581	81%

Tabelle: Übereinstimmung der IP-Herkunft und Angabe Zentrale

Quelle: eigene Darstellung (N = 2.033).

B14. Länderbüros der teilnehmenden NGOs [Q4.6]

	Land	Total	% Total	% kumu- liert	Gruppe ECOSOC	% nur ECOSOC	Gruppe CSO	% nur CSO
1	United States of America	267	13%	13%	82	18%	185	12%
2	India	185	9%	22%	21	5%	164	10%
3	Nigeria	138	7%	29%	13	3%	125	8%
4	Switzerland	103	5%	34%	44	10%	59	4%
5	United Kingdom	94	5%	39%	34	8%	60	4%
6	Pakistan	63	3%	42%	8	2%	55	3%
7	Ghana	54	3%	44%	5	1%	49	3%
8	Germany	53	3%	47%	15	3%	38	2%
9	Cameroon	52	3%	50%	6	1%	46	3%
10	Canada	42	2%	52%	21	5%	21	1%
11	Netherlands	41	2%	54%	12	3%	29	2%
12	France	38	2%	56%	14	3%	24	2%
13	Bangladesh	37	2%	57%	3	1%	34	2%
14	Uganda	33	2%	59%	3	1%	30	2%
15	Italy	31	2%	61%	12	3%	19	1%
16	South Africa	31	2%	62%	5	1%	26	2%
17	Congo	29	1%	64%	3	1%	26	2%
18	Kenya	27	1%	65%	4	1%	23	1%
19	Spain	26	1%	66%	12	3%	14	1%
20	Australia	25	1%	67%	4	1%	21	1%
21	Belgium	25	1%	69%	13	3%	12	1%
22	Nepal	21	1%	70%	3	1%	18	1%
23	Mexico	19	1%	71%	2	0%	17	1%
24	Azerbaijan	16	1%	71%	2	0%	14	1%
25	Sudan	16	1%	72%	4	1%	12	1%
26	Liberia	15	1%	73%	0	0%	15	1%
27	Argentina	14	1%	74%	2	0%	12	1%
28	Brazil	14	1%	74%	2	0%	12	1%
29	Indonesia	14	1%	75%	3	1%	11	1%
30	Denmark	12	1%	76%	3	1%	9	1%
31	Norway	12	1%	76%	4	1%	8	1%
32	Philippines	12	1%	77%	1	0%	11	1%
33	Senegal	12	1%	77%	3	1%	9	1%
34	Tanzania	12	1%	78%	0	0%	12	1%
35	Egypt	11	1%	78%	2	0%	9	1%
36	Turkey	11	1%	79%	6	1%	5	0%
37	Colombia	10	0%	79%	2	0%	8	1%
38	Japan	10	0%	80%	6	1%	4	0%
39	Iraq	9	0%	80%	2	0%	7	0%
40	Lebanon	9	0%	81%	3	1%	6	0%
41	Peru	8	0%	81%	1	0%	7	0%
42	South Korea	9	0%	82%	4	1%	5	0%
43	Austria	8	0%	82%	2	0%	6	0%
44	Dominican Republic	8	0%	82%	1	0%	7	0%
45	Georgia	8	0%	83%	0	0%	8	1%
46	Israel	8	0%	83%	1	0%	7	0%
47	Portugal	8	0%	84%	1	0%	7	0%
48	Russian Federation	8	0%	84%	1	0%	7	0%
49	Sri Lanka	8	0%	84%	0	0%	8	1%
50	Sweden	8	0%	85%	2	0%	6	0%
51	Zambia	8	0%	85%	0	0%	8	1%
52	Burundi	7	0%	86%	0	0%	7	0%
53	China	7	0%	86%	1	0%	6	0%
54	Ethiopia	6	0%	86%	2	0%	4	0%
55	Thailand	7	0%	87%	3	1%	4	0%
56	Cote d'Ivoire	6	0%	87%	0	0%	6	0%
57	Ecuador	6	0%	87%	1	0%	5	0%
58	Malawi	6	0%	87%	0	0%	6	0%
59	Malaysia	6	0%	88%	2	0%	4	0%
60	New Zealand	6	0%	88%	2	0%	4	0%
61	Niger	6	0%	88%	2	0%	4	0%
62	Romania	6	0%	89%	1	0%	5	0%
63	Uruguay	6	0%	89%	2	0%	4	0%
64	Zimbabwe	6	0%	89%	0	0%	6	0%
65	Bolivia	5	0%	89%	0	0%	5	0%
66	Cambodia	5	0%	90%	0	0%	5	0%
67	Finland	5	0%	90%	1	0%	4	0%
68	Gambia	5	0%	90%	1	0%	4	0%
69	Hungary	5	0%	90%	3	1%	2	0%
70	Jordan	5	0%	91%	0	0%	5	0%
71	Mauritius	5	0%	91%	4	1%	1	0%
72	Palestinian Territory	5	0%	91%	0	0%	5	0%
73	Serbia	5	0%	91%	1	0%	4	0%
74	Sierra Leone	5	0%	92%	0	0%	5	0%
75	Togo	5	0%	92%	1	0%	4	0%
76	Ukraine	5	0%	92%	0	0%	5	0%
77	Benin	4	0%	92%	1	0%	3	0%
78	Czech Republic	4	0%	93%	1	0%	3	0%
79	Greece	4	0%	93%	3	1%	1	0%
80	Haiti	4	0%	93%	0	0%	4	0%
81	Iran	4	0%	93%	1	0%	3	0%
82	Ireland	4	0%	93%	2	0%	2	0%
83	Jamaica	4	0%	94%	0	0%	4	0%

	Land	Total	% Total	% kumu-	Gruppe	% nur	Gruppe	% nur CSO
84	Mali	4	0%	94%	0	0%	4	0%
85	Venezuela	4	0%	94%	0	0%	4	0%
86	Afghanistan	3	0%	94%	0	0%	3	0%
87	Algeria	3	0%	94%	0	0%	3	0%
88	Angola	3	0%	94%	0	0%	3	0%
89	Chile	3	0%	94%	2	0%	1	0%
90	Croatia	3	0%	95%	0	0%	3	0%
91	Fiji	3	0%	95%	0	0%	3	0%
92	Guatemala	3	0%	95%	0	0%	3	0%
93	Hong Kong	3	0%	95%	1	0%	2	0%
94	Malta	3	0%	95%	1	0%	2	0%
95	Mauritania	3	0%	95%	2	0%	1	0%
96	Morocco	3	0%	96%	0	0%	3	0%
97	Namibia	3	0%	96%	0	0%	3	0%
98	Panama	3	0%	96%	1	0%	2	0%
99	Saudi Arabia	3	0%	96%	1	0%	2	0%
100	Somalia	3	0%	96%	0	0%	3	0%
101	Trinidad and Tobago	3	0%	96%	0	0%	3	0%
102	Albania	2	0%	96%	0	0%	2	0%
103	Armenia	2	0%	96%	0	0%	2	0%
104	Bhutan	2	0%	97%	0	0%	2	0%
105	Bulgaria	2	0%	97%	1	0%	1	0%
106	Central African Republic	2	0%	97%	0	0%	2	0%
107	Costa Rica	2	0%	97%	0	0%	2	0%
108	Former Yugoslav Rep. of Macedonia	2	0%	97%	1	0%	0	0%
109	Gabon	2	0%	97%	1	0%	1	0%
110	Guinea	2	0%	97%	1	0%	1	0%
111	Kazakhstan	2	0%	97%	0	0%	2	0%
112	Luxembourg	2	0%	97%	1	0%	1	0%
113	Moldova	2	0%	97%	0	0%	2	0%
114	Poland	2	0%	98%	1	0%	1	0%
115	Saint Lucia	2	0%	98%	1	0%	1	0%
116	Slovenia	2	0%	98%	0	0%	2	0%
117	Uzbekistan	2	0%	98%	0	0%	2	0%
118	Yemen	2	0%	98%	0	0%	2	0%
119	Bahamas	1	0%	98%	0	0%	2	0%
120	Bahrain	1	0%	98%	0	0%	1	0%
121	Barbados	1	0%	98%	0	0%	1	0%
122	Belize	1	0%	98%	1	0%	0	0%
123	Bosnia and Herzegovina	1	0%	98%	0	0%	1	0%
124	Botswana	1	0%	98%	0	0%	1	0%
125	Burkina Faso	1	0%	98%	0	0%	1	0%
126	Comoros	1	0%	98%	0	0%	1	0%
127	Congo (D.R.)	1	0%	98%	0	0%	1	0%
128	Cook Islands	1	0%	98%	0	0%	1	0%
129	Djibouti	1	0%	98%	0	0%	1	0%
130	El Salvador	1	0%	99%	0	0%	1	0%
131	Eritrea	1	0%	99%	0	0%	1	0%
132	Estonia	1	0%	99%	0	0%	1	0%
133	Guyana	1	0%	99%	0	0%	1	0%
134	Kiribati	1	0%	99%	0	0%	1	0%
135	Kyrgyzstan	1	0%	99%	0	0%	1	0%
136	Latvia	1	0%	99%	0	0%	1	0%
137	Libya	1	0%	99%	0	0%	1	0%
138	Macao	1	0%	99%	0	0%	1	0%
139	Madagascar	1	0%	99%	0	0%	1	0%
140	Martinique	1	0%	99%	0	0%	1	0%
141	Middle East	1	0%	99%	0	0%	1	0%
142	New Caledonia	1	0%	99%	1	0%	0	0%
143	Nicaragua	1	0%	99%	0	0%	1	0%
144	Norfolk Island	1	0%	99%	0	0%	1	0%
145	Oman	1	0%	99%	0	0%	1	0%
146	Qatar	1	0%	99%	0	0%	1	0%
147	Rwanda	1	0%	99%	1	0%	0	0%
148	San Marino	1	0%	99%	0	0%	1	0%
149	Seychelles	1	0%	99%	0	0%	1	0%
150	Singapore	1	0%	100%	0	0%	1	0%
151	Slovakia	1	0%	100%	0	0%	1	0%
152	Suriname	1	0%	100%	0	0%	1	0%
153	Taiwan	1	0%	100%	0	0%	1	0%
154	Timor-Leste	1	0%	100%	0	0%	1	0%
155	Tunisia	1	0%	100%	1	0%	0	0%
156	United Arab Emirates	1	0%	100%	0	0%	1	0%
157	United States Minor Outlying Islands	1	0%	100%	1	0%	0	0%
158	Vatican City	1	0%	100%	0	0%	1	0%
159	Vietnam	1	0%	100%	0	0%	1	0%
160	Virgin Islands	1	0%	100%	0	0%	1	0%
	Total	2.033	1		452	1	1.581	1

Tabelle: Prozentverteilung Zentralen [Q4.6] der NGOs

Quelle: eigene Erhebung, N = 2.033.

B15. Zentralen [Q4.6] und Auslandseinheiten [Q4.7] der NGOs

	ECOSOC		CSO-NET	
	ECOSOC Zen- trale	ECOSOC Ein- heiten	CSO-Zentrale	CSO-Einheiten
Afrika	61	189	473	669
Europa	187	257	342	511
Nordamerika	105	192	223	359
Südasiens	35	130	283	410
Südamerika / Karibik	16	132	91	250
Südostasien	21	120	57	192
Mittlerer Osten	19	97	68	173
Australien / Ozeanien	6	71	33	124
Zentralasien	2	72	11	116
Summe	452	1.260	1.581	2.804
Verhältnis bearbeitete Weltre- gionen/Zentrale		2,79		1,77

Verhältnis Zentralen [Q4.6] und Auslandseinheiten [Q4.7] der NGOs

Quelle: eigene Erhebung, N = 2.033.

	Zentralen					Einheiten				
	ECOSOC		CSO-NET			ECOSOC		CSO-NET		
	Zahl	%	Zahl	%		Zahl	%	Zahl	%	
Afrika	61	13%	473	30%	534	189	15%	669	24%	858
Europa	187	41%	342	22%	529	257	20%	511	18%	768
Nordamerika	105	23%	223	14%	328	192	15%	359	13%	551
Südasiens	35	8%	283	18%	318	130	10%	410	15%	540
Südamerika/ Karibik	16	4%	91	6%	107	132	10%	250	9%	382
Südostasien	21	5%	57	4%	78	120	10%	192	7%	312
Mittlerer Osten	19	4%	68	4%	87	97	8%	173	6%	270
Australien/ Ozea- nien	6	1%	33	2%	39	71	6%	124	4%	195
Zentralasien	2	0%	11	1%	13	72	6%	116	4%	188
Summe	452	100%	1.581	100%	2.033	1260	100%	2.804	100%	4.064

Prozentverteilung Zentralen [Q4.6] und Auslandseinheiten [Q4.7] der NGOs

Quelle: eigene Erhebung, N = 2.033.

B16. Internationale Reichweite der NGOs [Q4.7]

	ECOSOC		CSO-NET	
	Anzahl	Prozent	Anzahl	Prozent
mind. 1	237	52,4%	1.073	67,9%
bis zu 2	60	13,3%	269	17,0%
bis zu 3	32	7,1%	82	5,2%
bis zu 4	17	3,8%	43	2,7%
bis zu 5	22	4,9%	28	1,8%
bis zu 6	19	4,2%	31	2,0%
bis zu 7	29	6,4%	15	0,9%
bis zu 8	12	2,7%	17	1,1%
bis zu 9	24	5,3%	23	1,5%
Summe	452		1.581	

Prozentverteilung Zentralen [Q4.6] und Auslandseinheiten [Q4.7] der NGOs

Quelle: eigene Erhebung, N = 2.033.

B17. Akkreditierung bei Zwischenstaatlichen Organisationen [Q4.8]

	ECOSOC	CSO-NET	% ECOSOC	% CSO-NET
[Q4.8.1]: ECOSOC Status includes ECOSOC General Consultative Status, ECOSOC Special Consultative Status, or ECOSOC Roster Status.	452	622	100%	39%
[Q4.8.2]: Affiliations with further United Nations specialized agencies, programmes or funds	214	530	53%	33%
[Q4.8.3]: Affiliations with other intergovernmental organizations (includes or the Council of Europe, The Global Fund, World Trade Organization (WTO), The World Bank Organization	122	291	27%	18%
Summe	452	1.581		

Tabelle: Akkreditierung bei zwischenstaatlichen Organisationen [Q4.8] bei Untersuchungsgruppen

Quelle: eigene Erhebung, N = 2.033.

B18. Anteile Akkreditierung bei zwischenstaatlichen Organisationen [Q4.8]

	ECOSOC	CSO-NET	%Ecosoc	% CSO-NET
keine Akkreditierungsklasse	0	589	0%	37%
eine Akkreditierungsklasse	208	644	46%	41%
zwei Akkreditierungsklassen	154	245	34%	15%
drei Akkreditierungsklassen	90	103	20%	7%
Summe	492	1.581		

Tabelle: Abdeckung der Akkreditierungsklassen bei zwischenstaatlichen Organisationen [Q4.8] bei Untersuchungsgruppen

Quelle: eigene Erhebung, N = 2.033.

B19. Position der Key Informants [Q5.2]

Obere Führungsebene / Top-Management				
	ECOSOC	CSO-NET	% ECOSOC	% CSO-NET
Geschäftsführer	123	522	31%	37%
Präsident	60	291	15%	20%
Aufsichtsrats-/ Vorstandsmitglied	25	79	6%	6%
Aufsichtsratsvorsitzender	9	83	2%	6%
Finanzdirektor	9	15	2%	1%
Summe	226	990	56%	70%
Untere Führungsebene/ andere Position				
	ECOSOC	CSO-NET	% ECOSOC	% CSO-NET
andere Position	83	202	21%	14%
Programm-Manager	57	168	14%	12%
Kommunikations-Manager	28	33	7%	2%
Manager Personal	2	13	0%	1%
Subunternehmer	5	8	1%	1%
Field Service Specialist	2	11	0%	1%
Summe	177	435	44%	30%
Total	403	1.425		

Tabelle: Art der Beschäftigung der Umfrageteilnehmer

Quelle: eigene Erhebung, N = 1.828 (ECOSOC N = 403, CSO-NET N = 1.425).

B20. Dauer der Beschäftigung der Key Informants bei Organisation

	ECOSOC	CSO-NET	% ECOSOC	% CSO-NET
unter 1 Jahr	13	64	3%	5%
1 bis 3 Jahre	58	284	14%	20%
3 bis 5 Jahre	58	234	14%	17%
über 5 Jahre	274	818	68%	58%
Summe	403	1.400	100%	100%

Tabelle: Dauer der Beschäftigung der Umfrageteilnehmer bei NGO

Quelle: eigene Erhebung, N = 1.803 (ECOSOC N = 403, CSO-NET N = 1.400).

B21. Grundsätzliche Beschäftigung der Key Informants [Q5.3]

	ECOSO C	CSO- NET	Anzahl ECOSO C	Anzahl CSO- NET	% ECOSO C	% CSO- NET
[Q5.3.1] Mitwirkung bei der Strategischen Tätigkeiten der Organisation (Involvement in the strategic activities of the organization?)	4,44	4,56	409	1334	90%	84%
[Q5.3.2] Mitwirkung bei der operativen Tätigkeiten der Organisation (Involvement in the operational activities of your organization)	4,26	4,45	409	1.337	90%	84%
[Q5.3.3] Wie klar war, dieser Fragebogen? (How clear was this questionnaire?)	3,80	3,96	416	1.352	92%	85%

Tabelle: Darstellung der grundsätzlichen Tätigkeit der Befragten.

Quelle: eigene Erhebung, (N = 1.745 – 1.770).

B22. Klarheit des Fragebogens [Q5.3.3]

	ECOSOC	CSO-NET	% ECOSOC	% CSO-NET
überhaupt nicht klar	4	22	1%	2%
unklar	34	76	8%	6%
neutral	108	302	26%	22%
klar	164	488	39%	36%
sehr klar	106	464	25%	34%
Beantwortet	416	1.352	100%	100%

Tabelle: Befragungsergebnisse zur Klarheit der Fragestellung

Quelle: eigene Erhebung, N = 1.768.

Anhang C: Organisationsstruktur und Performance

C1. Existenz einer Zentrale [Q2.2]

	ECOSOC	% ECOSOC	CSO-NET	% CSO-NET
Eine oder mehrere Zentralen	414	92%	1367	86%
Keine Zentrale	24	5%	139	9%
unbekannt	14	3%	75	5%
	452		1581	

C2. Gruppeneinteilung nach Organisationseinheiten

Gruppe ECOSOC und CSO-NET		Häufigkeit	Gültige Prozente
Gruppe ECOSOC	no physical offices or units.	7	1,5
	consists of one single office or unit.	137	30,3
	several units in one country only.	93	20,6
	several units in several countries.	215	47,6
	Gesamt	452	100,0
Gruppe CSO-NET	no physical offices or units.	67	4,2
	consists of one single office or unit.	509	32,2
	several units in one country only.	526	33,3
	several units in several countries.	479	30,3
	Gesamt	1.581	100,0

C3. Organisationsprinzip [Q1.3] – Gesamthäufigkeiten

	ECOSOC	% ECOSOC	CSO-NET	% CSO-NET
Funktionen	158	36%	408	27%
Programme, Projekte, Kampagnen ...	202	46%	876	57%
Regionen	18	4%	55	4%
Hauptsponsor / Key Accounts	8	2%	47	3%
Andere	52	12%	145	9%
	438		1.531	

C4. Organisationsprinzip [Q1.3] – Nachklassifikation

	ECOSOC	% innerhalb andere ECOSOC	CSO-NET	% innerhalb andere CSO-NET
Funktionen u. Programme*	12	23%	22	15%
Funktionen, Programme u. Reg.*	5	10%	7	5%
Funktionen u. Regionen*	5	10%	7	5%
„Alle Kriterien“	3	6%	7	5%
Programme u. Regionen*	3	6%	5	3%
Programme	3	6%	1	1%
„Matrix“ allgemein*	2	4%	0	0%
Programme u. Key Accounts*	0	0%	1	1%
Funktionen	0	0%	3	2%
Regionen	0	0%	2	1%
Key Accounts	0	0%	1	1%
Keine Angabe	19	36%	89	61%
Summe	52		145	
*hierbei mögliche Matrixstrukturen	27	51%	42	29%
	(Entspricht 6% bei Ge-		(Entspricht 3% bei Ge-	

samtanteil von 438)

samtanteil von 1.531)

C5. Organisationsprinzip und Anzahl der Einheiten [Q2.1]**Verarbeitete Fälle**

Gruppe ECOSOC und CSO-NET	Fälle Koordination Zentrale [Q1.3] * Nach Anzahl der Einheiten und Internationalität					
	Gültig		Fehlend		Gesamt	
	N	Prozent	N	Prozent	N	Prozent
ECOSOC	438	97%	14	3%	452	100%
CSO-NET	1531	97%	50	3%	1581	100%

Organisationsprinzip Zentrale [Q1.3] * Nach Anzahl der Einheiten und Internationalität Kreuztabelle

Gruppe ECOSOC und CSO-NET			Reduzierte Dimensionen			Gesamt
			0 - 1 Einheit	nationale Einheiten	internationale Einheiten	
ECOSOC	Funktionen	Anzahl	43	35	80	158
		erwartet	49,8	32,8	75,4	158,0
		%	31%	38%	38%	36%
	Programme	Anzahl	72	49	81	202
		erwartet	63,6	42,0	96,4	202,0
		%	52%	54%	39%	46%
	Regionen	Anzahl	2	3	13	18
		erwartet	5,7	3,7	8,6	18,0
		%	1%	3%	6%	4%
	Hauptspender	Anzahl	2	0	6	8
		erwartet	2,5	1,7	3,8	8,0
		%	1%	0%	3%	2%
	andere	Anzahl	19	4	29	52
		erwartet	16,4	10,8	24,8	52,0
		%	14%	4%	14%	12%
	gesamt	Anzahl	138	91	209	438
		erwartet	138,0	91,0	209,0	438,0
		%	100%	100%	100%	100%
CSO-NET	Funktionen	Anzahl	122	139	147	408
		erwartet	147,6	136,7	123,7	408,0
		%	22%	27%	32%	27%
	Programme	Anzahl	346	322	208	876
		erwartet	317,0	293,5	265,5	876,0
		%	62%	63%	45%	57%
	Regionen	Anzahl	17	8	30	55
		erwartet	19,9	18,4	16,7	55,0
		%	3%	2%	6%	4%
	Hauptspender	Anzahl	17	14	16	47
		erwartet	17,0	15,7	14,2	47,0
		%	3%	3%	3%	3%
	andere	Anzahl	52	30	63	145
		erwartet	52,5	48,6	43,9	145,0
		%	9%	6%	14%	9%
	gesamt	Anzahl	554	513	464	1531
		erwartet	554,0	513,0	464,0	1531,0
		%	100%	100%	100%	100%

Chi-Quadrat-Tests

Gruppe ECOSOC und CSO-NET		Wert	df	Asymptotische Signifikanz (2-seitig)
ECOSOC	Chi-Quadrat nach Pearson	19,296a	8	0,013
	Anzahl der gültigen Fälle	438		
CSO-NET	Chi-Quadrat nach Pearson	59,539b	8	0
	Anzahl der gültigen Fälle	1531		

a. 4 Zellen (26,7%) haben eine erwartete Häufigkeit kleiner 5. Die minimale erwartete Häufigkeit ist 1,66.

b. 0 Zellen (,0%) haben eine erwartete Häufigkeit kleiner 5. Die minimale erwartete Häufigkeit ist 14,24.

C6. Organisationsprinzip und generelle Tätigkeit [Q4.1]**Kreuztabelle**

Gruppe ECOSOC und CSO-NET	Fälle Koordination Zentrale [Q1.3] * Nach genereller Tätigkeit					
	Gültig		Fehlend		Gesamt	
	N	Prozent	N	Prozent	N	Prozent
ECOSOC	422	93%	30	7%	452	100%
CSO-NET	1467	93%	114	7%	1581	100%

Organisationsprinzip Zentrale [Q1.3] * Nach genereller Tätigkeit Kreuztabelle

Gruppe ECOSOC und CSO-NET			Nach genereller Tätigkeit				Gesamt
			Advocacy	Operational	Beides	andere	
ECOSOC	Funktionen	Anzahl	19	36	76	20	151
		Erwartet	29,7	28,6	73,0	19,7	151,0
		Prozent	,2	,5	,4	,4	,4
	Programme	Anzahl	42	28	99	27	196
		Erwartet	38,5	37,2	94,7	25,5	196,0
		Prozent	,5	,4	,5	,5	,5
	Regionen	Anzahl	5	5	6	2	18
		Erwartet	3,5	3,4	8,7	2,3	18,0
		Prozent	,1	,1	,0	,0	,0
	Hauptspender	Anzahl	3	2	2	0	7
		Erwartet	1,4	1,3	3,4	,9	7,0
		Prozent	,0	,0	,0	,0	,0
	andere	Anzahl	14	9	21	6	50
		Erwartet	9,8	9,5	24,2	6,5	50,0
		Prozent	,2	,1	,1	,1	,1
	Gesamt	Anzahl	83	80	204	55	422
		Erwartet	83,0	80,0	204,0	55,0	422,0
		Prozent	1,0	1,0	1,0	1,0	1,0
CSO-NET	Funktionen	Anzahl	61	85	190	54	390
		Erwartet	59,8	69,4	200,4	60,3	390,0
		Prozent	,3	,3	,3	,2	,3
	Programme	Anzahl	129	139	452	120	840
		Erwartet	128,8	149,4	431,7	130,0	840,0
		Prozent	,6	,5	,6	,5	,6
	Regionen	Anzahl	9	8	29	7	53
		Erwartet	8,1	9,4	27,2	8,2	53,0
		Prozent	,0	,0	,0	,0	,0
	Hauptspender	Anzahl	5	9	24	8	46
		Erwartet	7,1	8,2	23,6	7,1	46,0
		Prozent	,0	,0	,0	,0	,0
	andere	Anzahl	21	20	59	38	138
		Erwartet	21,2	24,6	70,9	21,4	138,0
		Prozent	,1	,1	,1	,2	,1
	Gesamt	Anzahl	225	261	754	227	1467
		Erwartet	225,0	261,0	754,0	227,0	1467,0
		Prozent	1,0	1,0	1,0	1,0	1,0

Chi-Quadrat-Tests

Gruppe ECOSOC und CSO-NET		Wert	df	Asymptotische Signifikanz (2-seitig)
ECOSOC	Chi-Quadrat nach Pearson	16,931a	12	0,152
	Anzahl der gültigen Fälle	422		
CSO-NET	Chi-Quadrat nach Pearson	24,419b	12	0,018
	Anzahl der gültigen Fälle	1467		

a. 7 Zellen (35,0%) haben eine erwartete Häufigkeit kleiner 5. Die minimale erwartete Häufigkeit ist ,91.

b. 0 Zellen (,0%) haben eine erwartete Häufigkeit kleiner 5. Die minimale erwartete Häufigkeit ist 7,06.

C7. Organisationsprinzip und Arbeitsfeld [Q4.2]**Verarbeitete Fälle**

Gruppe ECOSOC und CSO-NET	Fälle Koordination Zentrale [Q1.3] * Nach speziellem Arbeitsfeld					
	Gültig		Fehlend		Gesamt	
	N	Prozent	N	Prozent	N	Prozent
ECOSOC	430	95%	22	5%	452	100%
CSO-NET	1479	94%	102	6%	1581	100%

Organisationsprinzip Zentrale [Q1.3] * Nach speziellem Arbeitsfeld Kreuztabelle

			Int. Advocacy	Education	Community Org.	Social Services	Health	Environment	other	Gesamt
ECOSOC	Funktionen	Anz.	65	29	8	9	13	8	23	155
		erw.	60,6	18,7	11,2	11,5	11,9	13,3	27,8	155,0
		%	39%	56%	26%	28%	39%	22%	30%	36%
	Programme	Anz.	76	14	17	22	13	17	41	200
		erw.	78,1	24,2	14,4	14,9	15,3	17,2	35,8	200,0
		%	45%	27%	55%	69%	39%	46%	53%	47%
	Regionen	Anz.	6	4	1	0	2	1	3	17
		erw.	6,6	2,1	1,2	1,3	1,3	1,5	3,0	17,0
		%	4%	8%	3%	0%	6%	3%	4%	4%
	Hauptspender	Anz.	2	2	0	0	1	1	2	8
		erw.	3,1	1,0	,6	,6	,7	,7	1,4	8,0
		%	1%	4%	0%	0%	3%	3%	3%	2%
	andere	Anz.	19	3	5	1	4	10	8	50
		erw.	19,5	6,0	3,6	3,7	3,8	4,3	9,0	50,0
		%	11%	6%	16%	3%	12%	27%	10%	12%
CSO-NET	Funktionen	Anz.	126	60	29	33	43	30	73	394
		erw.	106,0	54,3	50,9	43,7	40,5	31,4	67,1	394,0
		%	32%	29%	15%	20%	28%	25%	29%	27%
	Programme	Anz.	186	116	136	107	86	74	141	846
		erw.	227,7	116,7	109,3	93,8	86,9	67,5	144,1	846,0
		%	47%	57%	71%	65%	57%	63%	56%	57%
	Regionen	Anz.	18	8	5	8	8	3	5	55
		erw.	14,8	7,6	7,1	6,1	5,7	4,4	9,4	55,0
		%	5%	4%	3%	5%	5%	3%	2%	4%
	Hauptspender	Anz.	13	5	8	7	4	3	6	46
		erw.	12,4	6,3	5,9	5,1	4,7	3,7	7,8	46,0
		%	3%	2%	4%	4%	3%	3%	2%	3%
	andere	Anz.	55	15	13	9	11	8	27	138
		erw.	37,1	19,0	17,8	15,3	14,2	11,0	23,5	138,0
		%	14%	7%	7%	5%	7%	7%	11%	9%
		Anz.	398	204	191	164	152	118	252	1479
		erw.	398,0	204,0	191,0	164,0	152,0	118,0	252,0	1479,0
		%	100%	100%	100%	100%	100%	100%	100%	100%

Chi-Quadrat-Tests

Gruppe ECOSOC und CSO-NET		Wert	df	Asymptotische Signifikanz (2-seitig)
ECOSOC	Chi-Quadrat nach Pearson	38,522a	24	0,031
	Anz. der gültigen Fälle	430		
CSO-NET	Chi-Quadrat nach Pearson	57,034b	24	0
	Anz. der gültigen Fälle	1479		

a. 7 Zellen (35,0%) haben eine erwartete Häufigkeit kleiner 5. Die minimale erwartete Häufigkeit ist ,91.

b. 0 Zellen (,0%) haben eine erwartete Häufigkeit kleiner 5. Die minimale erwartete Häufigkeit ist 7,06.

C8. Organisationsprinzip und Alter [Q4.3]**Verarbeitete Fälle**

Gruppe ECOSOC und CSO-NET	Fälle Koordination Zentrale [Q1.3] * Nach Gründungsjahr					
	Gültig		Fehlend		Gesamt	
	N	Prozent	N	Prozent	N	Prozent
ECOSOC	438	97%	14	3%	452	100%
CSO-NET	1.517	96%	64	4%	1.581	100%

Organisationsprinzip Zentrale [Q1.3] * Nach Gründungsjahr Kreuztabelle

Gruppe ECOSOC und CSO-NET			Nach Gründungsjahr				Gesamt
			vor 1950	1950-1969	1970-1989	1990-2011	
ECOSOC	Funktionen	Anzahl	62	48	18	30	158
		Erwartet	70	45	17	27	158
		Prozent	32%	38%	39%	41%	36%
	Programme	Anzahl	95	56	19	32	202
		Erwartet	89	58	21	34	202
		Prozent	49%	45%	41%	43%	46%
	Regionen	Anzahl	8	3	3	4	18
		Erwartet	8	5	2	3	18
		Prozent	4%	2%	7%	5%	4%
	Hauptspender	Anzahl	7	1	0	0	8
		Erwartet	4	2	1	1	8
		Prozent	4%	1%	0%	0%	2%
	andere	Anzahl	21	17	6	8	52
		Erwartet	23	15	5	9	52
		Prozent	11%	14%	13%	11%	12%
CSO-NET	Gesamt	Anzahl	193	125	46	74	438
		Erwartet	193	125	46	74	438
		Prozent	100%	100%	100%	100%	100%
	Funktionen	Anzahl	264	77	22	41	404
		Erwartet	304	64	15	22	404
		Prozent	23%	32%	39%	51%	27%
	Programme	Anzahl	718	111	16	21	866
		Erwartet	651	136	32	46	866
		Prozent	63%	46%	29%	26%	57%
	Regionen	Anzahl	35	13	4	3	55
		Erwartet	41	9	2	3	55
		Prozent	3%	5%	7%	4%	4%
	Hauptspender	Anzahl	41	3	1	2	47
		Erwartet	35	7	2	3	47
		Prozent	4%	1%	2%	2%	3%
	andere	Anzahl	83	35	13	14	145
		Erwartet	109	23	5	8	145
		Prozent	7%	15%	23%	17%	10%
	Gesamt	Anzahl	1.141	239	56	81	1.517
		Erwartet	1.141	239	56	81	1.517
		Prozent	100%	100%	100%	100%	100%

Chi-Quadrat-Tests

Gruppe ECOSOC und CSO-NET		Wert	df	Asymptotische Signifikanz (2-seitig)
ECOSOC	Chi-Quadrat nach Pearson	11,144a	12	0,517
	Anzahl der gültigen Fälle	438		
CSO-NET	Chi-Quadrat nach Pearson	99,888b	12	0
	Anzahl der gültigen Fälle	1517		

a. 6 Zellen (30,0%) haben eine erwartete Häufigkeit kleiner 5. Die minimale erwartete Häufigkeit ist ,84.

b. 4 Zellen (20,0%) haben eine erwartete Häufigkeit kleiner 5. Die minimale erwartete Häufigkeit ist 1,74.

C9. Organisationsprinzip und Mitarbeiteranzahl [Q4.4.2]**Verarbeitete Fälle**

Gruppe ECOSOC und CSO-NET	Fälle Koordination Zentrale [Q1.3] * Nach Mitarbeiteranzahl					
	Gültig		Fehlend		Gesamt	
	N	Prozent	N	Prozent	N	Prozent
ECOSOC	409	90%	43	10%	452	100%
CSO-NET	1.386	88%	195	12%	1.581	100%

Organisationsprinzip Zentrale [Q1.3] * Nach Mitarbeiteranzahl Kreuztabelle

Gruppe ECOSOC und CSO-NET			Nach Mitarbeiteranzahl				Gesamt
			0 bis 4	5 bis 10	11 bis 30	mehr als 31	
ECOSOC	Funktionen	Anzahl	23	23	29	70	145
		Erwartet	40	29	28	48	145
		Prozent	21%	28%	36%	51%	35%
	Programme	Anzahl	66	43	41	40	190
		Erwartet	52	38	37	63	190
		Prozent	59%	53%	51%	29%	46%
	Regionen	Anzahl	5	6	1	4	16
		Erwartet	4	3	3	5	16
		Prozent	4%	7%	1%	3%	4%
	Hauptspender	Anzahl	4	0	0	4	8
		Erwartet	2	2	2	3	8
		Prozent	4%	0%	0%	3%	2%
	andere	Anzahl	14	9	9	18	50
		Erwartet	14	10	10	17	50
		Prozent	13%	11%	11%	13%	12%
	Gesamt	Anzahl	112	81	80	136	409
		Erwartet	112	81	80	136	409
		Prozent	100%	100%	100%	100%	100%
CSO-NET	Funktionen	Anzahl	86	82	79	119	366
		Erwartet	102	99	87	79	366
		Prozent	22%	22%	24%	40%	26%
	Programme	Anzahl	222	246	215	114	797
		Erwartet	221	216	189	171	797
		Prozent	58%	66%	66%	38%	58%
	Regionen	Anzahl	11	13	7	18	49
		Erwartet	14	13	12	11	49
		Prozent	3%	3%	2%	6%	4%
	Hauptspender	Anzahl	18	13	8	5	44
		Erwartet	12	12	10	9	44
		Prozent	5%	3%	2%	2%	3%
	andere	Anzahl	48	21	19	42	130
		Erwartet	36	35	31	28	130
		Prozent	12%	6%	6%	14%	9%
	Gesamt	Anzahl	385	375	328	298	1.386
		Erwartet	385	375	328	298	1.386
		Prozent	100%	100%	100%	100%	100%

Chi-Quadrat-Tests

Gruppe ECOSOC und CSO-NET		Wert	df	Asymptotische Signifikanz (2-seitig)
ECOSOC	Chi-Quadrat nach Pearson	41,419a	12	0,00
	Anzahl der gültigen Fälle	409		
CSO-NET	Chi-Quadrat nach Pearson	88,122b	12	0,00
	Anzahl der gültigen Fälle	1386		

a. 7 Zellen (35,0%) haben eine erwartete Häufigkeit kleiner 5. Die minimale erwartete Häufigkeit ist 1,56.

b. 0 Zellen (,0%) haben eine erwartete Häufigkeit kleiner 5. Die minimale erwartete Häufigkeit ist 9,46.

C10. Organisationsprinzip und Budgethöhe [Q4.5]**Verarbeitete Fälle**

Gruppe ECOSOC und CSO-NET	Fälle Koordination Zentrale [Q1.3] * Nach Budgethöhe					
	Gültig		Fehlend		Gesamt	
	N	Prozent	N	Prozent	N	Prozent
ECOSOC	414	92%	38	8%	452	100%
CSO-NET	1.412	89%	169	11%	1.581	100%

Organisationsprinzip Zentrale [Q1.3] * Nach Anzahl der Einheiten und Internationalität Kreuztabelle

Gruppe ECOSOC und CSO-NET			Nach Budgethöhe						Gesamt
			up to 10.000 USD	10.000 - 50.000 USD	50.000 - 250.000 USD	250.000 - 1 Mio USD	1 - 5 Mio USD	over 5 Mio USD	
ECOSOC	Funktionen	Anz.	5	10	21	24	37	52	149
		Erw.	10	17	31	30	31	30	149
		%	17%	21%	25%	29%	43%	62%	36%
	Programme	Anz.	19	31	49	41	32	18	190
		Erw.	13	22	39	38	39	39	190
		%	66%	65%	58%	50%	37%	21%	46%
	Regionen	Anz.	1	3	5	5	1	2	17
		Erw.	1	2	3	3	4	3	17
		%	3%	6%	6%	6%	1%	2%	4%
	Hauptspender	Anz.	0	2	0	4	1	1	8
		Erw.	1	1	2	2	2	2	8
		%	0%	4%	0%	5%	1%	1%	2%
	andere	Anz.	4	2	10	8	15	11	50
		Erw.	4	6	10	10	10	10	50
		%	14%	4%	12%	10%	17%	13%	12%
	Gesamt	Anz.	29	48	85	82	86	84	414
		Erw.	29	48	85	82	86	84	414
		%	1	100%	100%	100%	100%	100%	100%
CSO-NET	Funktionen	Anz.	46	68	73	98	40	54	379
		Erw.	69	86	83	79	30	32	379
		%	18%	21%	24%	33%	35%	46%	27%
	Programme	Anz.	171	212	196	161	41	26	807
		Erw.	147	182	177	169	65	67	807
		%	66%	66%	63%	55%	36%	22%	57%
	Regionen	Anz.	10	13	8	4	3	12	50
		Erw.	9	11	11	10	4	4	50
		%	4%	4%	3%	1%	3%	10%	4%
	Hauptspender	Anz.	12	7	11	8	4	1	43
		Erw.	8	10	9	9	3	4	43
		%	5%	2%	4%	3%	4%	1%	3%
	andere	Anz.	19	19	21	24	25	25	133
		Erw.	24	30	29	28	11	11	133
		%	7%	6%	7%	8%	22%	21%	9%
	Gesamt	Anz.	258	319	309	295	113	118	1.412
		Erw.	258	319	309	295	113	118	1.412
		%	100%	100%	100%	100%	100%	100%	100%

Chi-Quadrat-Tests

Gruppe ECOSOC und CSO-NET		Wert	df	Asymptotische Signifikanz (2-seitig)
ECOSOC	Chi-Quadrat nach Pearson	65,220a	20	0,00
	Anzahl der gültigen Fälle	414		
CSO-NET	Chi-Quadrat nach Pearson	151,043b	20	0,00
	Anzahl der gültigen Fälle	1412		

a. 13 Zellen (43,3%) haben eine erwartete Häufigkeit kleiner 5. Die minimale erwartete Häufigkeit ist ,56.

b. 4 Zellen (13,3%) haben eine erwartete Häufigkeit kleiner 5. Die minimale erwartete Häufigkeit ist 3,44.

C11. Organisationsprinzip und Herkunft [Q4.6]**Verarbeitete Fälle**

Gruppe ECOSOC und CSO-NET	Fälle Koordination Zentrale [Q1.3] * Nach genereller Tätigkeit					
	Gültig		Fehlend		Gesamt	
	N	Prozent	N	Prozent	N	Prozent
ECOSOC	438	97%	14	3%	452	100%
CSO-NET	1531	97%	50	3%	1581	100%

Organisationsprinzip Zentrale [Q1.3] * Nach genereller Tätigkeit Kreuztabelle

			Europa	Afrika	Nordamerika	Asien	andere	Gesamt
ECOSOC Funktionen	Anz.	67	16	42	26	7	158	
		64,9	22,0	37,2	25,6	8,3	158,0	
		37%	26%	41%	37%	30%	36%	
	Programme	77	35	40	39	11	202	
		83,0	28,1	47,5	32,7	10,6	202,0	
		43%	57%	39%	55%	48%	46%	
	Regionen	9	2	4	2	1	18	
		7,4	2,5	4,2	2,9	,9	18,0	
		5%	3%	4%	3%	4%	4%	
	Hauptspender	1	1	3	3	0	8	
		3,3	1,1	1,9	1,3	,4	8,0	
		1%	2%	3%	4%	0%	2%	
	andere	26	7	14	1	4	52	
		21,4	7,2	12,2	8,4	2,7	52,0	
		14%	11%	14%	1%	17%	12%	
		180	61	103	71	23	438	
		180,0	61,0	103,0	71,0	23,0	438,0	
		100%	100%	100%	100%	100%	100%	
CSO-NET	Funktionen	120	82	67	102	37	408	
		89,5	120,2	57,6	105,3	35,4	408,0	
		36%	18%	31%	26%	28%	27%	
	Programme	141	317	96	244	78	876	
		192,3	258,1	123,6	226,0	76,1	876,0	
		42%	70%	44%	62%	59%	57%	
	Regionen	14	15	7	13	6	55	
		12,1	16,2	7,8	14,2	4,8	55,0	
		4%	3%	3%	3%	5%	4%	
	Hauptspender	8	14	10	11	4	47	
		10,3	13,8	6,6	12,1	4,1	47,0	
		2%	3%	5%	3%	3%	3%	
	andere	53	23	36	25	8	145	
		31,8	42,7	20,5	37,4	12,6	145,0	
		16%	5%	17%	6%	6%	9%	
		336	451	216	395	133	1531	
		336,0	451,0	216,0	395,0	133,0	1531,0	
		100%	100%	100%	100%	100%	100%	

Chi-Quadrat-Tests

Gruppe ECOSOC und CSO-NET		Wert	df	Asymptotische Signifikanz (2-seitig)
ECOSOC	Chi-Quadrat nach Pearson	21,138a	16	0,173
	Anz. der gültigen Fälle	438		
CSO-NET	Chi-Quadrat nach Pearson	102,998b	16	0
	Anz. der gültigen Fälle	1531		

a. 10 Zellen (40,0%) haben eine erwartete Häufigkeit kleiner 5. Die minimale erwartete Häufigkeit ist ,42.

b. 2 Zellen (8,0%) haben eine erwartete Häufigkeit kleiner 5. Die minimale erwartete Häufigkeit ist 4,08.

C12. Organisationsprinzip und Verbreitung [Q4.7]**Verarbeitete Fälle**

Gruppe ECOSOC und CSO-NET	Fälle Koordination Zentrale [Q1.3] * Nach internationaler Verbreitung					
	Gültig		Fehlend		Gesamt	
	N	Prozent	N	Prozent	N	Prozent
ECOSOC	438	97%	14	3%	452	100%
CSO-NET	1.531	97%	50	3%	1.581	100%

Organisationsprinzip Zentrale [Q1.3] * Nach internationaler Verbreitung Kreuztabelle

Gruppe ECOSOC und CSO-NET			Nach internationaler Verbreitung			Gesamt
			1 Land	bis zu zwei Länder	3 und mehr Länder	
ECOSOC	Funktionen	Anzahl	76	13	69	158
		Erwartet	82	21	54	158
		Prozent	33%	22%	46%	36%
	Programme	Anzahl	118	33	51	202
		Erwartet	105	27	70	202
		Prozent	52%	56%	34%	46%
	Regionen	Anzahl	7	2	9	18
		Erwartet	9	2	6	18
		Prozent	3%	3%	6%	4%
	Hauptspender	Anzahl	2	3	3	8
		Erwartet	4	1	3	8
		Prozent	1%	5%	2%	2%
	andere	Anzahl	25	8	19	52
		Erwartet	27	7	18	52
		Prozent	11%	14%	13%	12%
	Gesamt	Anzahl	228	59	151	438
		Erwartet	228	59	151	438
		Prozent	100%	100%	100%	100%
CSO-NET	Funktionen	Anzahl	262	59	87	408
		Erwartet	277	68	62	408
		Prozent	25%	23%	37%	27%
	Programme	Anzahl	627	162	87	876
		Erwartet	595	147	134	876
		Prozent	60%	63%	37%	57%
	Regionen	Anzahl	26	17	12	55
		Erwartet	37	9	8	55
		Prozent	3%	7%	5%	4%
	Hauptspender	Anzahl	33	5	9	47
		Erwartet	32	8	7	47
		Prozent	3%	2%	4%	3%
	andere	Anzahl	92	14	39	145
		Erwartet	98	24	22	145
		Prozent	9%	5%	17%	9%
	Gesamt	Anzahl	1.040	257	234	1.531
		Erwartet	1.040	257	234	1.531
		Prozent	100%	100%	100%	100%

Chi-Quadrat-Tests

Gruppe ECOSOC und CSO-NET		Wert	df	Asymptotische Signifikanz (2-seitig)
ECOSOC	Chi-Quadrat nach Pearson	22,236a	8	0,00
	Anzahl der gültigen Fälle	438		
CSO-NET	Chi-Quadrat nach Pearson	62,229b	8	0,00
	Anzahl der gültigen Fälle	1531		

a. 4 Zellen (26,7%) haben eine erwartete Häufigkeit kleiner 5. Die minimale erwartete Häufigkeit ist 1,08.

b. 0 Zellen (,0%) haben eine erwartete Häufigkeit kleiner 5. Die minimale erwartete Häufigkeit ist 7,18.

C13. Internat. Koordinationprinzip [Q1.5] – Gesamthäufigkeiten

	ECOSOC	% ECOSOC	CSO-NET	% CSO-NET
Direkte Koordination durch die Organisationsführung	263	60%	965	66%
Durch eine internationale Abteilung	56	13%	146	10%
Durch jede Abteilung selbst	67	15%	200	14%
andere	52	12%	159	11%
	438		1.470	

C14. Internat. Koordinationprinzip Aktivitäten und Einheiten [Q2.1]**Verarbeitete Fälle**

Gruppe ECOSOC und CSO-NET	Fälle Koordination internationale Einheiten [Q1.5] * Nach Anzahl der Einheiten und Internationalität (reduziert)					
	Gültig		Fehlend		Gesamt	
	N	Prozent	N	Prozent	N	Prozent
ECOSOC	438	97%	14	3%	452	100%
CSO-NET	1.470	93%	111	7%	1.581	100%

Kreuztabelle

Gruppe ECOSOC und CSO-NET			Reduzierte Dimensionen			Gesamt
			0 - 1 Einheit	nationale Einheiten	internationale Einheiten	
ECOSOC	Direkte Koordination durch Org.'führung	Anzahl	91	66	106	263
		erwartet	81,7	54,0	127,3	263,0
		%	67%	73%	50%	60%
	Durch eine separate internationale Abteilung	Anzahl	10	9	37	56
		erwartet	17,4	11,5	27,1	56,0
		%	7%	10%	17%	13%
ECOSOC	Durch jede Abteilung selbst	Anzahl	17	8	42	67
		erwartet	20,8	13,8	32,4	67,0
		%	13%	9%	20%	15%
	andere	Anzahl	18	7	27	52
		erwartet	16,1	10,7	25,2	52,0
		%	13%	8%	13%	12%
ECOSOC		Anzahl	136	90	212	438
		erwartet	136,0	90,0	212,0	438,0
		%	100%	100%	100%	100%
CSO-NET	Direkte Koordination durch Org.'führung	Anzahl	355	347	263	965
		erwartet	344,6	315,1	305,3	965,0
		%	68%	72%	57%	66%
	Durch eine separate internationale Abteilung	Anzahl	22	50	74	146
		erwartet	52,1	47,7	46,2	146,0
		%	4%	10%	16%	10%
CSO-NET	Durch jede Abteilung selbst	Anzahl	77	43	80	200
		erwartet	71,4	65,3	63,3	200,0
		%	15%	9%	17%	14%
	andere	Anzahl	71	40	48	159
		erwartet	56,8	51,9	50,3	159,0
		%	14%	8%	10%	11%
CSO-NET		Anzahl	525	480	465	1470
		erwartet	525,0	480,0	465,0	1470,0
		%	100%	100%	100%	100%

Chi-Quadrat-Tests

Gruppe ECOSOC und CSO-NET		Wert	df	Asymptotische Signifikanz (2-seitig)
ECOSOC	Chi-Quadrat nach Pearson	22,128a	6	0,001
	Anzahl der gültigen Fälle	438		
CSO-NET	Chi-Quadrat nach Pearson	62,561b	6	0
	Anzahl der gültigen Fälle	1470		

a. 0 Zellen (,0%) haben eine erwartete Häufigkeit kleiner 5. Die minimale erwartete Häufigkeit ist 10,68.

b. 0 Zellen (,0%) haben eine erwartete Häufigkeit kleiner 5. Die minimale erwartete Häufigkeit ist 46,18.

C15. Internat. Koordinationprinzip und generelle Tätigkeit[Q4.1]**Verarbeitete Fälle**

Gruppe ECOSOC und CSO-NET	Fälle Koordination internationale Einheiten [Q1.5] * Nach genereller Tätigkeit					
	Gültig		Fehlend		Gesamt	
	N	Prozent	N	Prozent	N	Prozent
ECOSOC	422	93%	30	7%	452	100%
CSO-NET	1.410	89%	171	11%	1.581	100%

Kreuztabelle

Gruppe ECOSOC und CSO-NET			Nach genereller Tätigkeit				Gesamt
			Advocacy	Operational	Beides	andere	
ECOSOC	Direkte Koordination durch Org.-führung	Anzahl	48	50	114	39	251
		Erwartet	49	47	121	33	251
		Prozent	58%	63%	56%	70%	59%
	Durch eine separate internationale Abteilung	Anzahl	5	15	32	4	56
		Erwartet	11	10	27	7	56
		Prozent	6%	19%	16%	7%	13%
	Durch jede Abteilung selbst	Anzahl	16	11	31	7	65
		Erwartet	13	12	31	9	65
		Prozent	19%	14%	15%	13%	15%
	andere	Anzahl	14	3	27	6	50
		Erwartet	10	9	24	7	50
		Prozent	17%	4%	13%	11%	12%
	Gesamt	Anzahl	83	79	204	56	422
		Erwartet	83	79	204	56	422
		Prozent	100%	100%	100%	100%	100%
CSO-NET	Direkte Koordination durch Org.-führung	Anzahl	141	158	499	131	929
		Erwartet	143	160	479	147	929
		Prozent	65%	65%	69%	59%	66%
	Durch eine separate internationale Abteilung	Anzahl	14	29	63	29	135
		Erwartet	21	23	70	21	135
		Prozent	6%	12%	9%	13%	10%
	Durch jede Abteilung selbst	Anzahl	38	29	91	32	190
		Erwartet	29	33	98	30	190
		Prozent	18%	12%	13%	14%	13%
	andere	Anzahl	24	27	74	31	156
		Erwartet	24	27	80	25	156
		Prozent	11%	11%	10%	14%	11%
	Gesamt	Anzahl	217	243	727	223	1.410
		Erwartet	217	243	727	223	1.410
		Prozent	100%	100%	100%	100%	100%

Chi-Quadrat-Tests

Gruppe ECOSOC und CSO-NET		Wert	df	Asymptotische Signifikanz (2-seitig)
ECOSOC	Chi-Quadrat nach Pearson	17,070a	9	0,048
	Anzahl der gültigen Fälle	422		
CSO-NET	Chi-Quadrat nach Pearson	15,419b	9	0,08
	Anzahl der gültigen Fälle	1410		

a. 0 Zellen (,0%) haben eine erwartete Häufigkeit kleiner 5. Die minimale erwartete Häufigkeit ist 6,64.

b. 0 Zellen (,0%) haben eine erwartete Häufigkeit kleiner 5. Die minimale erwartete Häufigkeit ist 20,78.

C16. Internat. Koordinationprinzip und Arbeitsfeld [Q4.2]**Verarbeitete Fälle**

Gruppe ECOSOC und CSO-NET	Fälle Koordination internationale Einheiten [Q1.5] * Arbeitsfeld, reduziert auf 7 Dimensionen					
	Gültig		Fehlend		Gesamt	
	N	Prozent	N	Prozent	N	Prozent
ECOSOC	430	95%	22	5%	452	100%
CSO-NET	1.419	90%	162	10%	1.581	100%

Kreuztabelle

			Int. Advocacy	Educational	Community Org.	Social Services	Health	Environment	other	gesamt
ECOSOC	Top-management (direkt)	Anz.	86	36	26	23	23	19	46	259
		erw.l	99,4	30,7	20,5	19,9	19,9	22,3	46,4	259,0
		%	52%	71%	76%	70%	70%	51%	60%	60%
	internationale Abteilung	Anz.	28	8	2	5	3	2	7	55
		erw.l	21,1	6,5	4,3	4,2	4,2	4,7	9,8	55,0
		%	17%	16%	6%	15%	9%	5%	9%	13%
	jede Abteilung selbst	Anz.	27	6	1	4	3	9	15	65
		erw.l	24,9	7,7	5,1	5,0	5,0	5,6	11,6	65,0
		%	16%	12%	3%	12%	9%	24%	19%	15%
	andere	Anz.	24	1	5	1	4	7	9	51
		erw.l	19,6	6,0	4,0	3,9	3,9	4,4	9,1	51,0
		%	15%	2%	15%	3%	12%	19%	12%	12%
	gesamt	Anz.	165	51	34	33	33	37	77	430
		erw.l	165,0	51,0	34,0	33,0	33,0	37,0	77,0	430,0
		%	100%	100%	100%	100%	100%	100%	100%	100%
CSO-NET	Top-management (direkt)	Anz.	230	141	124	111	92	74	162	934
		erw.l	256,0	129,0	120,5	101,4	94,1	71,7	161,3	934,0
		%	59%	72%	68%	72%	64%	68%	66%	66%
	internationale Abteilung	Anz.	44	11	14	11	19	10	31	140
		erw.l	38,4	19,3	18,1	15,2	14,1	10,8	24,2	140,0
		%	11%	6%	8%	7%	13%	9%	13%	10%
	jede Abteilung selbst	Anz.	73	25	19	20	17	13	24	191
		erw.l	52,4	26,4	24,6	20,7	19,2	14,7	33,0	191,0
		%	19%	13%	10%	13%	12%	12%	10%	13%
	andere	Anz.	42	19	26	12	15	12	28	154
		erw.l	42,2	21,3	19,9	16,7	15,5	11,8	26,6	154,0
		%	11%	10%	14%	8%	10%	11%	11%	11%
	gesamt	Anz.	389	196	183	154	143	109	245	1419
		erw.l	389,0	196,0	183,0	154,0	143,0	109,0	245,0	1419,0
		%	100%	100%	100%	100%	100%	100%	100%	100%

Chi-Quadrat-Tests

Gruppe ECOSOC und CSO-NET		Wert	df	Asymptotische Signifikanz (2-seitig)
ECOSOC	Chi-Quadrat nach Pearson	29,516a	18	0,042
	Anzahl der gültigen Fälle	430		
CSO-NET	Chi-Quadrat nach Pearson	31,054b	18	0,028
	Anzahl der gültigen Fälle	1419		

a. 10 Zellen (35,7%) haben eine erwartete Häufigkeit kleiner 5. Die minimale erwartete Häufigkeit ist 3,91.

b. 0 Zellen (,0%) haben eine erwartete Häufigkeit kleiner 5. Die minimale erwartete Häufigkeit ist 10,75.

C17. Internat. Koordinationprinzip und Alter [Q4.3]**Verarbeitete Fälle**

Gruppe ECOSOC und CSO-NET	Fälle Koordination internationale Einheiten [Q1.5] * Nach Gründungsjahr					
	Gültig		Fehlend		Gesamt	
	N	Prozent	N	Prozent	N	Prozent
ECOSOC	438	97%	14	3%	452	100%
CSO-NET	1.456	92%	125	8%	1.581	100%

Kreuztabelle

			Nach Gründungsjahr				Gesamt
			vor 1950	1950-1969	1970-1989	1990-2011	
ECOSOC	Direkte Koordination durch Org.führung	Anzahl	133	71	23	36	263
		Erwartet	116	74	27	45	263
		Prozent	69%	57%	51%	48%	60%
	Durch eine separate internationale Abteilung	Anzahl	19	19	7	11	56
		Erwartet	25	16	6	10	56
		Prozent	10%	15%	16%	15%	13%
	Durch jede Abteilung selbst	Anzahl	24	15	13	15	67
		Erwartet	30	19	7	11	67
		Prozent	12%	12%	29%	20%	15%
	andere	Anzahl	18	19	2	13	52
		Erwartet	23	15	5	9	52
		Prozent	9%	15%	4%	17%	12%
	Gesamt	Anzahl	194	124	45	75	438
		Erwartet	194	124	45	75	438
		Prozent	100%	100%	100%	100%	100%
CSO-NET	Direkte Koordination durch Org.führung	Anzahl	767	132	25	36	960
		Erwartet	717	154	36	53	960
		Prozent	71%	56%	46%	44%	66%
	Durch eine separate internationale Abteilung	Anzahl	74	43	9	17	143
		Erwartet	107	23	5	8	143
		Prozent	7%	18%	17%	21%	10%
	Durch jede Abteilung selbst	Anzahl	136	32	14	14	196
		Erwartet	146	32	7	11	196
		Prozent	13%	14%	26%	17%	13%
	andere	Anzahl	110	27	6	14	157
		Erwartet	117	25	6	9	157
		Prozent	10%	12%	11%	17%	11%
	Gesamt	Anzahl	1.087	234	54	81	1.456
		Erwartet	1.087	234	54	81	1.456
		Prozent	100%	100%	100%	100%	100%

Chi-Quadrat-Tests

Gruppe ECOSOC und CSO-NET		Wert	df	Asymptotische Signifikanz (2-seitig)
ECOSOC	Chi-Quadrat nach Pearson	22,125a	9	0,008
	Anzahl der gültigen Fälle	438		
CSO-NET	Chi-Quadrat nach Pearson	67,523b	9	0
	Anzahl der gültigen Fälle	1456		

a. 0 Zellen (,0%) haben eine erwartete Häufigkeit kleiner 5. Die minimale erwartete Häufigkeit ist 5,34.

b. 0 Zellen (,0%) haben eine erwartete Häufigkeit kleiner 5. Die minimale erwartete Häufigkeit ist 5,30.

C18. Internat. Koordinationprinzip und Mitarbeiteranzahl [Q4.4.2]**Verarbeitete Fälle**

Gruppe ECOSOC und CSO-NET	Fälle Koordination internationale Einheiten [Q1.5] * Nach Mitarbeiteranzahl					
	Gültig		Fehlend		Gesamt	
	N	Prozent	N	Prozent	N	Prozent
ECOSOC	410	91%	42	9%	452	100%
CSO-NET	1.331	84%	250	16%	1.581	100%

Kreuztabelle

Gruppe ECOSOC und CSO-NET			Nach Mitarbeiteranzahl				Gesamt
			0 bis 4	5 bis 10	11 bis 30	mehr als 31	
ECOSOC	Direkte Koordination durch Org.'führung	Anzahl	91	58	46	49	244
		Erwartet	68	48	47	81	244
		Prozent	80%	72%	58%	36%	60%
	Durch eine separate internationale Abteilung	Anzahl	5	5	7	37	54
		Erwartet	15	11	10	18	54
		Prozent	4%	6%	9%	27%	13%
	Durch jede Abteilung selbst	Anzahl	4	10	19	31	64
		Erwartet	18	13	12	21	64
		Prozent	4%	12%	24%	23%	16%
	andere	Anzahl	14	8	7	19	48
		Erwartet	13	9	9	16	48
		Prozent	12%	10%	9%	14%	12%
	Gesamt	Anzahl	114	81	79	136	410
		Erwartet	114	81	79	136	410
		Prozent	100%	100%	100%	100%	100%
CSO-NET	Direkte Koordination durch Org.'führung	Anzahl	269	247	220	144	880
		Erwartet	246	233	209	192	880
		Prozent	72%	70%	70%	49%	66%
	Durch eine separate internationale Abteilung	Anzahl	18	25	26	57	126
		Erwartet	35	33	30	28	126
		Prozent	5%	7%	8%	20%	9%
	Durch jede Abteilung selbst	Anzahl	36	42	45	58	181
		Erwartet	51	48	43	40	181
		Prozent	10%	12%	14%	20%	14%
	andere	Anzahl	49	38	25	32	144
		Erwartet	40	38	34	31	144
		Prozent	13%	11%	8%	11%	11%
	Gesamt	Anzahl	372	352	316	291	1.331
		Erwartet	372	352	316	291	1.331
		Prozent	100%	100%	100%	100%	100%

Chi-Quadrat-Tests

Gruppe ECOSOC und CSO-NET		Wert	df	Asymptotische Signifikanz (2-seitig)
ECOSOC	Chi-Quadrat nach Pearson	74,419a	9	0
	Anzahl der gültigen Fälle	410		
CSO-NET	Chi-Quadrat nach Pearson	76,276b	9	0
	Anzahl der gültigen Fälle	1331		

a. 0 Zellen (,0%) haben eine erwartete Häufigkeit kleiner 5. Die minimale erwartete Häufigkeit ist 9,25.

b. 0 Zellen (,0%) haben eine erwartete Häufigkeit kleiner 5. Die minimale erwartete Häufigkeit ist 27,55.

C19. Internat. Koordinationprinzip und Budgethöhe [Q4.5]**Verarbeitete Fälle**

Gruppe ECOSOC und CSO-NET	Fälle Koordination internationale Einheiten [Q1.5] * Nach internationaler Verbreitung					
	Gültig		Fehlend		Gesamt	
	N	Prozent	N	Prozent	N	Prozent
ECOSOC	438	97%	14	3%	452	100%
CSO-NET	1.470	93%	111	7%	1.581	100%

Kreuztabelle

Gruppe ECOSOC und CSO-NET			Nach Budgethöhe						Gesamt
			up to 10.000 USD	10.000 - 50.000 USD	50.000 - 250.000 USD	250.000 - 1 Mio USD	1 - 5 Mio USD	over 5 Mio USD	
ECOSOC	Direkte Koordination durch Org.führung	Anz.	21	47	67	54	43	17	249
		Erw.	19	31	50	49	52	50	249
		%	68%	92%	81%	67%	50%	20%	60%
	Durch eine separate internationale Abteilung	Anz.	1	2	7	7	9	25	51
		Erw.	4	6	10	10	11	10	51
		%	0	4%	8%	9%	10%	30%	12%
ECOSOC	Durch jede Abteilung selbst	Anz.	4	0	4	10	21	26	65
		Erw.	5	8	13	13	13	13	65
		%	13%	0%	5%	12%	24%	31%	16%
	andere	Anz.	5	2	5	10	13	15	50
		Erw.	4	6	10	10	10	10	50
		%	16%	4%	6%	12%	15%	18%	12%
ECOSOC	Gesamt	Anz.	31	51	83	81	86	83	415
		Erw.	31	51	83	81	86	83	415
		%	100%	100%	100%	100%	100%	100%	100%
ECOSOC	Direkte Koordination durch Org.führung	Anz.	178	223	217	180	56	35	889
		Erw.	160	200	198	181	73	76	889
		%	73%	73%	72%	65%	50%	30%	66%
	Durch eine separate internationale Abteilung	Anz.	14	26	24	22	11	40	137
		Erw.	25	31	31	28	11	12	137
		%	6%	9%	8%	8%	10%	34%	10%
ECOSOC	Durch jede Abteilung selbst	Anz.	32	27	22	43	28	30	182
		Erw.	33	41	41	37	15	16	182
		%	13%	9%	7%	16%	25%	26%	13%
	andere	Anz.	20	28	38	31	16	11	144
		Erw.	26	32	32	29	12	12	144
		%	8%	9%	13%	11%	14%	9%	11%
ECOSOC	Gesamt	Anz.	244	304	301	276	111	116	1.352
		Erw.	244	304	301	276	111	116	1.352
		%	100%	100%	100%	100%	100%	100%	100%

Chi-Quadrat-Tests

Gruppe ECOSOC und CSO-NET		Wert	df	Asymptotische Signifikanz (2-seitig)
ECOSOC	Chi-Quadrat nach Pearson	108,292a	15	0
	Anzahl der gültigen Fälle	415		
CSO-NET	Chi-Quadrat nach Pearson	152,262b	15	0
	Anzahl der gültigen Fälle	1352		

a. 3 Zellen (12,5%) haben eine erwartete Häufigkeit kleiner 5. Die minimale erwartete Häufigkeit ist 3,73.

b. 0 Zellen (,0%) haben eine erwartete Häufigkeit kleiner 5. Die minimale erwartete Häufigkeit ist 11,25.

C20. Internat. Koordinationprinzip und Verbreitung [Q4.7]**Verarbeitete Fälle**

Gruppe ECOSOC und CSO-NET	Fälle Koordination internationale Einheiten [Q1.5] * Nach internationaler Verbreitung					
	Gültig		Fehlend		Gesamt	
	N	Prozent	N	Prozent	N	Prozent
ECOSOC	438	97%	14	3%	452	100%
CSO-NET	1.470	93%	111	7%	1.581	100%

Kreuztabelle

			Nach internationaler Verbreitung			Gesamt
			1 Land	bis zu zwei Länder	3 und mehr Länder	
ECOSOC	Direkte Koordination durch Org.-führung	Anzahl	155	33	75	263
		Erwartet	136	34	93	263
		Prozent	69%	58%	48%	60%
	Durch eine separa- te internationale Abtei- lung	Anzahl	18	11	27	56
		Erwartet	29	7	20	56
		Prozent	8%	19%	17%	13%
	Durch jede Abteilung selbst	Anzahl	23	12	32	67
		Erwartet	35	9	24	67
		Prozent	10%	21%	21%	15%
	andere	Anzahl	30	1	21	52
		Erwartet	27	7	18	52
		Prozent	0	2%	14%	12%
	Gesamt	Anzahl	226	57	155	438
		Erwartet	226	57	155	438
		Prozent	100%	100%	100%	100%
CSO-NET	Direkte Koordination durch Org.-führung	Anzahl	676	166	123	965
		Erwartet	646	165	154	965
		Prozent	69%	66%	53%	66%
	Durch eine separa- te internationale Abtei- lung	Anzahl	76	31	39	146
		Erwartet	98	25	23	146
		Prozent	8%	12%	17%	10%
	Durch jede Abteilung selbst	Anzahl	126	30	44	200
		Erwartet	134	34	32	200
		Prozent	0	12%	19%	14%
	andere	Anzahl	106	25	28	159
		Erwartet	106	27	25	159
		Prozent	0	10%	12%	11%
	Gesamt	Anzahl	984	252	234	1.470
		Erwartet	984	252	234	1.470
		Prozent	100%	100%	100%	100%

Chi-Quadrat-Tests

Gruppe ECOSOC und CSO-NET		Wert	df	Asymptotische Signifikanz (2-seitig)
ECOSOC	Chi-Quadrat nach Pearson	28,561a	6	0
	Anzahl der gültigen Fälle	438		
CSO-NET	Chi-Quadrat nach Pearson	30,563b	6	0
	Anzahl der gültigen Fälle	1470		

a. 0 Zellen (,0%) haben eine erwartete Häufigkeit kleiner 5. Die minimale erwartete Häufigkeit ist 6,77.

b. 0 Zellen (,0%) haben eine erwartete Häufigkeit kleiner 5. Die minimale erwartete Häufigkeit ist 23,24.

C21. Ersteinschätzung Struktur [Q1.1] – Gesamthäufigkeiten

	ECOSOC	% ECOSOC	CSO-NET	% CSO-NET
Zentralisierte Organisation	195	47%	787	54%
Netzwerk	117	28%	331	23%
Föderation	44	11%	88	6%
andere	41	10%	205	14%
Konföderation	22	5%	40	3%
	419		1.451	

C22. Ersteinschätzung Struktur [Q1.1] – Nachklassifikation

	ECOSOC	% ECOSOC	CSO-NET	% CSO-NET
Central/Single Entity/	15	38%	50	24%
Network	2	5%	8	4%
Confederation	0	0%	2	1%
Federation, Association, Umbrella or Member Organization	3	8%	3	1%
Alliance	2	5%	1	0%
Syndikat/Consortium/License	3	8%	1	0%
Foundation/Trust/Charitable Trust	2	5%	9	4%
Form/Think Tank	0	0%	2	1%
Virtual	0	0%	1	0%
Unbekannt	13	33%	128	62%
Gesamt	40		205	

C23. Ersteinschätzung Struktur und Einheiten [Q2.1]**Verarbeitete Fälle**

Gruppe ECOSOC und CSO-NET	Fälle Ersteinschätzung Organisationsstruktur [Q1.1] * Nach Anzahl der Einheiten und Internationalität					
	Gültig		Fehlend		Gesamt	
	N	Prozent	N	Prozent	N	Prozent
ECOSOC	445	98%	7	2%	452	100%
CSO-NET	1.545	98%	36	2%	1.581	100%

Kreuztabelle

Gruppe ECOSOC und CSO-NET			Reduzierte Dimensionen			Gesamt
			0 - 1 Einheit	ationale Einheiten	internationale Einheiten	
ECOSOC	Zentralisierte Organisation	Anzahl erwartet %	49 61,3 35%	63 40,3 68%	83 93,3 39%	195 195,0 44%
	Föderation	Anzahl erwartet %	12 18,9 9%	6 12,4 7%	42 28,7 20%	60 60,0 13%
	Konföderation	Anzahl erwartet %	10 10,1 7%	6 6,6 7%	16 15,3 8%	32 32,0 7%
	Netzwerk	Anzahl erwartet %	43 36,8 31%	9 24,2 10%	65 56,0 31%	117 117,0 26%
	andere	Anzahl erwartet %	26 12,9 19%	8 8,5 9%	7 19,6 3%	41 41,0 9%
	gesamt	Anzahl erwartet %	140 140,0 100%	92 92,0 100%	213 213,0 100%	445 445,0 100%
	Zentralisierte Organisation	Anzahl erwartet %	226 283,7 41%	333 262,3 65%	228 240,9 48%	787 787,0 51%
	Föderation	Anzahl erwartet %	57 53,7 10%	36 49,7 7%	56 45,6 12%	149 149,0 10%
CSO-NET	Konföderation	Anzahl erwartet %	30 26,3 5%	15 24,3 3%	28 22,3 6%	73 73,0 5%
	Netzwerk	Anzahl erwartet %	110 119,3 20%	88 110,3 17%	133 101,3 28%	331 331,0 21%
	andere	Anzahl erwartet %	134 73,9 24%	43 68,3 8%	28 62,8 6%	205 205,0 13%
	gesamt	Anzahl erwartet %	557 557,0 100%	515 515,0 100%	473 473,0 100%	1545 1545,0 100%

Chi-Quadrat-Tests

Gruppe ECOSOC und CSO-NET		Wert	df	Asymptotische Signifikanz (2-seitig)
ECOSOC	Chi-Quadrat nach Pearson	61,916a	8	0
	Anzahl der gültigen Fälle	445		
CSO-NET	Chi-Quadrat nach Pearson	135,977b	8	0
	Anzahl der gültigen Fälle	1545		

a. 5 Zellen (25,0%) haben eine erwartete Häufigkeit kleiner 5. Die minimale erwartete Häufigkeit ist ,50.

b. 1 Zellen (5,0%) haben eine erwartete Häufigkeit kleiner 5. Die minimale erwartete Häufigkeit ist 2,83.

C24. Ersteinschätzung Struktur und generelle Tätigkeit [Q4.1]**Verarbeitete Fälle**

Gruppe ECOSOC und CSO-NET	Fälle Ersteinschätzung Organisationsstruktur [Q1.1] * Nach genereller Tätigkeit#					
	Gültig		Fehlend		Gesamt	
	N	Prozent	N	Prozent	N	Prozent
ECOSOC	428	95%	24	5%	452	100%
CSO-NET	1.478	93%	103	7%	1.581	100%

Kreuztabelle

Gruppe ECOSOC und CSO-NET			Nach genereller Tätigkeit				Gesamt
			Advocacy	Operational	Beides	andere	
Ersteinschätzung Organisationsstruktur [Q1.1]	Zentralisierte Organisation	Anzahl	24	46	90	23	183
		Erwartet	36	35	88	24	183
		Prozent	28%	57%	44%	41%	43%
	Föderation	Anzahl	12	13	30	5	60
		Erwartet	12	11	29	8	60
		Prozent	14%	16%	15%	9%	14%
	Konföderation	Anzahl	8	2	21	1	32
		Erwartet	6	6	15	4	32
		Prozent	9%	2%	10%	2%	7%
	Netzwerk	Anzahl	33	10	52	18	113
		Erwartet	22	21	54	15	113
		Prozent	39%	12%	25%	32%	26%
	andere	Anzahl	8	10	13	9	40
		Erwartet	8	8	19	5	40
		Prozent	9%	12%	6%	16%	9%
	Gesamt	Anzahl	85	81	206	56	428
		Erwartet	85	81	206	56	428
		Prozent	100%	100%	100%	100%	100%
Ersteinschätzung Organisationsstruktur [Q1.1]	Zentralisierte Organisation	Anzahl	92	147	402	120	761
		Erwartet	118	136	387	120	761
		Prozent	40%	56%	54%	51%	51%
	Föderation	Anzahl	19	31	73	20	143
		Erwartet	22	26	73	23	143
		Prozent	8%	12%	10%	9%	10%
	Konföderation	Anzahl	16	10	33	7	66
		Erwartet	10	12	34	10	66
		Prozent	7%	4%	4%	3%	4%
	Netzwerk	Anzahl	76	42	154	44	316
		Erwartet	49	56	161	50	316
		Prozent	33%	16%	21%	19%	21%
	andere	Anzahl	26	34	89	43	192
		Erwartet	30	34	98	30	192
		Prozent	11%	13%	12%	18%	13%
	Gesamt	Anzahl	229	264	751	234	1.478
		Erwartet	229	264	751	234	1.478
		Prozent	100%	100%	100%	100%	100%

Chi-Quadrat-Tests

Gruppe ECOSOC und CSO-NET		Wert	df	Asymptotische Signifikanz (2-seitig)
ECOSOC	Chi-Quadrat nach Pearson	34,277a	12	0,001
	Anzahl der gültigen Fälle	428		
CSO-NET	Chi-Quadrat nach Pearson	39,882b	12	0
	Anzahl der gültigen Fälle	1478		

a. 1 Zellen (5,0%) haben eine erwartete Häufigkeit kleiner 5. Die minimale erwartete Häufigkeit ist 4,19.

b. 0 Zellen (,0%) haben eine erwartete Häufigkeit kleiner 5. Die minimale erwartete Häufigkeit ist 10,23.

C25. Ersteinschätzung Struktur und Alter [Q4.3]**Verarbeitete Fälle**

Gruppe ECOSOC und CSO-NET	Ersteinschätzung Organisationsstruktur [Q1.1] * Nach Gründungsjahr					
	Gültig		Fehlend		Gesamt	
	N	Prozent	N	Prozent	N	Prozent
ECOSOC	445	98%	7	2%	452	100%
CSO-NET	1.530	97%	51	3%	1.581	100%

Kreuztabelle

			Nach Gründungsjahr				Gesamt
			vor 1950	1950-1969	1970-1989	1990-2011	
ECOSOC	Zentralisierte Organisation	Anzahl	95	55	13	32	195
		Erwartet	85	55	21	34	195
		Prozent	49%	44%	27%	42%	44%
	Föderation	Anzahl	5	23	10	22	60
		Erwartet	26	17	6	10	60
		Prozent	3%	18%	21%	29%	13%
	Konföderation	Anzahl	13	3	10	6	32
		Erwartet	14	9	3	6	32
		Prozent	7%	2%	21%	8%	7%
	Netzwerk	Anzahl	59	33	11	14	117
		Erwartet	51	33	13	20	117
		Prozent	30%	26%	23%	18%	26%
	andere	Anzahl	22	12	4	3	41
		Erwartet	18	12	4	7	41
		Prozent	11%	10%	8%	4%	9%
	Gesamt	Anzahl	194	126	48	77	445
		Erwartet	194	126	48	77	445
		Prozent	100%	100%	100%	100%	100%
COS-NET	Zentralisierte Organisation	Anzahl	588	124	26	43	781
		Erwartet	589	121	29	41	781
		Prozent	51%	52%	46%	53%	51%
	Föderation	Anzahl	90	27	8	20	145
		Erwartet	109	23	5	8	145
		Prozent	8%	11%	14%	25%	9%
	Konföderation	Anzahl	42	16	8	6	72
		Erwartet	54	11	3	4	72
		Prozent	4%	7%	14%	7%	5%
	Netzwerk	Anzahl	269	40	10	9	328
		Erwartet	247	51	12	17	328
		Prozent	23%	17%	18%	11%	21%
	andere	Anzahl	165	31	5	3	204
		Erwartet	154	32	8	11	204
		Prozent	14%	13%	9%	4%	13%
	Gesamt	Anzahl	1.154	238	57	81	1.530
		Erwartet	1.154	238	57	81	1.530
		Prozent	100%	100%	100%	100%	100%

Chi-Quadrat-Tests

Gruppe ECOSOC und CSO-NET		Wert	df	Asymptotische Signifikanz (2-seitig)
ECOSOC	Chi-Quadrat nach Pearson	61,834a	12	0
	Anzahl der gültigen Fälle	445		
CSO-NET	Chi-Quadrat nach Pearson	58,478b	12	0
	Anzahl der gültigen Fälle	1530		

a. 2 Zellen (10,0%) haben eine erwartete Häufigkeit kleiner 5. Die minimale erwartete Häufigkeit ist 3,45.

b. 2 Zellen (10,0%) haben eine erwartete Häufigkeit kleiner 5. Die minimale erwartete Häufigkeit ist 2,68.

C26. Ersteinschätzung Struktur und Mitarbeiteranzahl [Q4.4.2]**Verarbeitete Fälle**

Gruppe ECOSOC und CSO-NET	Fälle Ersteinschätzung Organisationsstruktur [Q1.1] * Nach Mitarbeiteranzahl					
	#		Fehlend		Gesamt	
	N	Prozent	N	Prozent	N	Prozent
ECOSOC	416	92%	36	8%	452	100%
CSO-NET	1.396	88%	185	12%	1.581	100%

Kreuztabelle

			Nach Mitarbeiteranzahl				Gesamt
			0 bis 4	5 bis 10	11 bis 30	mehr als 31	
ECOSOC	Zentralisierte Organisation	Anzahl	37	32	40	74	183
		Erwartet	51	37	34	60	183
		Prozent	32%	38%	51%	54%	44%
	Föderation	Anzahl	16	9	8	22	55
		Erwartet	15	11	10	18	55
		Prozent	14%	11%	10%	16%	13%
	Konföderation	Anzahl	8	5	6	8	27
		Erwartet	8	5	5	9	27
		Prozent	7%	6%	8%	6%	6%
	Netzwerk	Anzahl	44	31	14	21	110
		Erwartet	31	22	21	36	110
		Prozent	38%	37%	18%	15%	26%
	andere	Anzahl	12	7	10	12	41
		Erwartet	12	8	8	14	41
		Prozent	10%	8%	13%	9%	10%
CSO-NET	Zentralisierte Organisation	Anzahl	117	84	78	137	416
		Erwartet	117	84	78	137	416
		Prozent	100%	100%	100%	100%	100%
	Föderation	Anzahl	154	179	194	194	721
		Erwartet	200	195	170	155	721
		Prozent	40%	47%	59%	65%	52%
	Konföderation	Anzahl	43	36	24	24	127
		Erwartet	35	34	30	27	127
		Prozent	11%	10%	7%	8%	9%
	Netzwerk	Anzahl	25	10	10	19	64
		Erwartet	18	17	15	14	64
		Prozent	6%	3%	3%	6%	5%
	andere	Anzahl	106	91	59	39	295
		Erwartet	82	80	70	63	295
		Prozent	27%	24%	18%	13%	21%
	andere	Anzahl	60	62	43	24	189
		Erwartet	53	51	45	41	189
		Prozent	15%	16%	13%	8%	14%
	andere	Anzahl	388	378	330	300	1.396
		Erwartet	388	378	330	300	1.396
		Prozent	100%	100%	100%	100%	100%

Chi-Quadrat-Tests

Gruppe ECOSOC und CSO-NET		Wert	df	Asymptotische Signifikanz (2-seitig)
ECOSOC	Chi-Quadrat nach Pearson	29,495a	12	0,003
	Anzahl der gültigen Fälle	416		
CSO-NET	Chi-Quadrat nach Pearson	68,148b	12	0
	Anzahl der gültigen Fälle	1396		

a. 0 Zellen (,0%) haben eine erwartete Häufigkeit kleiner 5. Die minimale erwartete Häufigkeit ist 5,06.

b. 0 Zellen (,0%) haben eine erwartete Häufigkeit kleiner 5. Die minimale erwartete Häufigkeit ist 13,75.

C27. Ersteinschätzung Struktur und Budgethöhe [Q4.5]**Verarbeitete Fälle**

Gruppe ECOSOC und CSO-NET	Fälle					
	Gültig		Fehlend		Gesamt	
	N	Prozent	N	Prozent	N	Prozent
ECOSOC	422	93%	30	7%	452	100%
CSO-NET	1.423	90%	158	10%	1.581	100%

Kreuztabelle

Gruppe ECOSOC und CSO-NET		Nach Budgethöhe						Gesamt
		up to 10.000 USD	10.000 - 50.000 USD	50.000 - 250.000 USD	250.000 - 1 Mio USD	1 - 5 Mio USD	over 5 Mio USD	
ECOSOC	Zentralisier-te Org.	Anz. 13	18	33	35	41	44	184
		Erw. 13	23	38	36	37	37	184
		% 43%	35%	38%	42%	48%	52%	44%
	Föderation	Anz. 0	7	10	13	10	16	56
		Erw. 4	7	12	11	11	11	56
		% 0%	13%	11%	16%	12%	19%	13%
	Konföderation	Anz. 3	2	5	7	4	9	30
		Erw. 2	4	6	6	6	6	30
		% 10%	4%	6%	8%	5%	11%	7%
	Netzwerk	Anz. 8	20	34	25	17	9	113
CSO-NET		Erw. 8	14	24	22	23	22	113
		% 27%	38%	39%	30%	20%	11%	27%
	andere	Anz. 6	5	6	3	13	6	39
		Erw. 3	5	8	8	8	8	39
		% 20%	10%	7%	4%	15%	7%	9%
	Gesamt	Anz. 30	52	88	83	85	84	422
		Erw. 30	52	88	83	85	84	422
		% 100%	100%	100%	100%	100%	100%	100%
	Zentralisier-te Org.	Anz. 132	157	158	158	68	71	744
		Erw. 139	169	162	154	60	61	744
CSO-NET		% 50%	49%	51%	54%	59%	61%	52%
	Föderation	Anz. 24	31	29	19	11	18	132
		Erw. 25	30	29	27	11	11	132
		% 9%	10%	9%	6%	10%	15%	9%
	Konföderation	Anz. 9	17	12	15	4	9	66
		Erw. 12	15	14	14	5	5	66
		% 3%	5%	4%	5%	3%	8%	5%
	Netzwerk	Anz. 61	68	76	57	14	17	293
		Erw. 55	67	64	61	24	24	293
		% 23%	21%	25%	19%	12%	15%	21%
CSO-NET	andere	Anz. 39	50	34	45	18	2	188
		Erw. 35	43	41	39	15	15	188
		% 15%	15%	11%	15%	16%	2%	13%
	Gesamt	Anz. 265	323	309	294	115	117	1.423
		Erw. 265	323	309	294	115	117	1.423
		% 100%	100%	100%	100%	100%	100%	100%

Chi-Quadrat-Tests

Gruppe ECOSOC und CSO-NET		Wert	df	Asymptotische Signifikanz (2-seitig)
ECOSOC	Chi-Quadrat nach Pearson	42,421a	20	0,002
	Anzahl der gültigen Fälle	422		
CSO-NET	Chi-Quadrat nach Pearson	41,102b	20	0,004
	Anzahl der gültigen Fälle	1423		

a. 5 Zellen (16,7%) haben eine erwartete Häufigkeit kleiner 5. Die minimale erwartete Häufigkeit ist 2,13.

b. 0 Zellen (,0%) haben eine erwartete Häufigkeit kleiner 5. Die minimale erwartete Häufigkeit ist 5,33.

C28. Ersteinschätzung Struktur und Verbreitung [Q4.7]**Verarbeitete Fälle**

Gruppe ECOSOC und CSO-NET	Fälle Ersteinschätzung Organisationsstruktur [Q1.1] * Nach internationaler Verbreitung					
	Gültig		Fehlend		Gesamt	
	N	Prozent	N	Prozent	N	Prozent
ECOSOC	445	98%	7	2%	452	100%
CSO-NET	1545	98%	36	2%	1581	100%

Kreuztabelle

Gruppe ECOSOC und CSO-NET			Nach internationaler Verbreitung			Gesamt
			1 Land	bis zu zwei Länder	3 und mehr Länder	
ECOSOC	Zentralisierte Organisation	Anzahl	110	26	59	195
		Erwartet	103	25	67	195
		Prozent	47%	46%	38%	44%
	Föderation	Anzahl	21	4	35	60
		Erwartet	32	8	21	60
		Prozent	9%	7%	23%	13%
	Konföderation	Anzahl	16	3	13	32
		Erwartet	17	4	11	32
		Prozent	7%	5%	8%	7%
	Netzwerk	Anzahl	58	16	43	117
		Erwartet	62	15	40	117
		Prozent	25%	28%	28%	26%
	andere	Anzahl	29	8	4	41
		Erwartet	22	5	14	41
		Prozent	12%	14%	3%	9%
	Gesamt	Anzahl	234	57	154	445
		Erwartet	234	57	154	445
		Prozent	100%	100%	100%	100%
CSO-NET	Zentralisierte Organisation	Anzahl	551	131	105	787
		Erwartet	534	132	120	787
		Prozent	53%	50%	44%	51%
	Föderation	Anzahl	91	25	33	149
		Erwartet	101	25	23	149
		Prozent	9%	10%	14%	10%
	Konföderation	Anzahl	42	9	22	73
		Erwartet	50	12	11	73
		Prozent	4%	3%	9%	5%
	Netzwerk	Anzahl	198	70	63	331
		Erwartet	225	56	51	331
		Prozent	19%	27%	27%	21%
	andere	Anzahl	167	25	13	205
		Erwartet	139	34	31	205
		Prozent	16%	10%	6%	13%
	Gesamt	Anzahl	1.049	260	236	1.545
		Erwartet	1.049	260	236	1.545
		Prozent	100%	100%	100%	100%

Chi-Quadrat-Tests

Gruppe ECOSOC und CSO-NET		Wert	df	Asymptotische Signifikanz (2-seitig)
ECOSOC	Chi-Quadrat nach Pearson	29,125a	8	0
	Anzahl der gültigen Fälle	445		
CSO-NET	Chi-Quadrat nach Pearson	49,473b	8	0
	Anzahl der gültigen Fälle	1545		

a. 1 Zellen (6,7%) haben eine erwartete Häufigkeit kleiner 5. Die minimale erwartete Häufigkeit ist 4,10.

b. 0 Zellen (,0%) haben eine erwartete Häufigkeit kleiner 5. Die minimale erwartete Häufigkeit ist 11,15.

C29. Koordinationsstruktur [Q2.3 – Q2.5] – Gesamtmittelwerte

Gruppe ECOSOC	N	MW	SD
2.3 [TYPE 1: The skills and resources of our organization are centralized and globally scaled. Decisions and responsibilities in our organization depend on the headquarters which has tight formal control.]	387	2,46	1,366
2.3 [TYPE 2: Some skills, resources and decisions are decentralized. However, the most strategic skills and resources are centrally controlled by headquarters, which holds many formal controls.]	387	3,21	1,331
2.3 [TYPE 3: The skills and resources of our organization are decentralized and spread around the world. Each unit abroad makes its own decisions and operates independently. The headquarters has limited and informal control.]	387	2,43	1,411
2.3 [TYPE 4: The skills and resources of our organization are specialized and spread around the world. Our units abroad cooperate and depend upon each other. Therefore decisions are made based on a complex and shared pr	387	2,66	1,509
2.4 [TYPE 1: The expertise is developed and retained at the headquarters. Units abroad execute but cannot modify it.]	387	2,16	1,292
2.4 [TYPE 2: The expertise is developed at the headquarters and disseminated to our units abroad. The units abroad may use and modify the knowledge.]	387	2,50	1,224
2.4 [TYPE 3: Expertise is developed and used in our units abroad. It tends not to be transferred to other units of the organization.]	387	2,16	1,238
2.4 [TYPE 4: The expertise is jointly developed and shared by the headquarters and units abroad.]	387	3,37	1,420
2.5 [TYPE1: Our units abroad realize and implement the exact strategies developed in our headquarters to the host countries.]	387	2,25	1,287
2.5 [TYPE 2: Our units abroad receive expertise from our headquarters and modify their competencies to the best advantage of the host country's needs and differences.]	387	2,78	1,338
2.5 [TYPE 3: Our units abroad build a strong local presence and adapt competencies to the needs of the host countries.]	387	3,30	1,389
2.5 [TYPE 4: Our units abroad both contribute their individual strengths both to a worldwide organizational strategy while they respond to the needs and differences of their host countries.]	387	3,41	1,420
Gültige Werte (Listenweise)	387		
Gruppe CSO-NET			
2.3 [TYPE 1: The skills and resources of our organization are centralized and globally scaled. Decisions and responsibilities in our organization depend on the headquarters which has tight formal control.]	1248	2,71	1,475
2.3 [TYPE 2: Some skills, resources and decisions are decentralized. However, the most strategic skills and resources are centrally controlled by headquarters, which holds many formal controls.]	1248	3,16	1,392
2.3 [TYPE 3: The skills and resources of our organization are decentralized and spread around the world. Each unit abroad makes its own decisions and operates independently. The headquarters has limited and informal control.]	1248	2,29	1,368
2.3 [TYPE 4: The skills and resources of our organization are specialized and spread around the world. Our units abroad cooperate and depend upon each other. Therefore decisions are made based on a complex and shared pr	1248	2,61	1,528
2.4 [TYPE 1: The expertise is developed and retained at the headquarters. Units abroad execute but cannot modify it.]	1248	2,44	1,421
2.4 [TYPE 2: The expertise is developed at the headquarters and disseminated to our units abroad. The units abroad may use and modify the knowledge.]	1248	2,66	1,358
2.4 [TYPE 3: Expertise is developed and used in our units abroad. It tends not to be transferred to other units of the organization.]	1248	2,15	1,285
2.4 [TYPE 4: The expertise is jointly developed and shared by the headquarters and units abroad.]	1248	3,29	1,503
2.5 [TYPE1: Our units abroad realize and implement the exact strategies developed in our headquarters to the host countries.]	1248	2,42	1,437
2.5 [TYPE 2: Our units abroad receive expertise from our headquarters and modify their competencies to the best advantage of the host country's needs and differences.]	1248	2,84	1,448
2.5 [TYPE 3: Our units abroad build a strong local presence and adapt competencies to the needs of the host countries.]	1248	3,05	1,492
2.5 [TYPE 4: Our units abroad both contribute their individual strengths both to a worldwide organizational strategy while they respond to the needs and differences of their host countries.]	1248	3,15	1,533
Gültige Werte (Listenweise)	1248		

Tabelle: Gesamtmittelwerte der Einzeldimensionen nach der Barteltt-Ghoshal Organisationstypologie in beiden Untersuchungsgruppen

Quelle: eigene Erhebung

C30. Zweiteinschätzung Struktur – Gesamthäufigkeiten

Gruppe ECOSOC und CSO-NET			Häufigkeit	Prozent	Gültige Pro- zente
ECOSOC	Gültig	Typ 1 (Global)	47	10,4	12,6
		Typ 2 (International)	124	27,4	33,2
		Typ 3 (Multinational)	43	9,5	11,5
		Typ 4 (Transnational)	124	27,4	33,2
		keines/anderes	35	7,7	9,4
		Gesamt	373	82,5	100,0
	Fehlend	System	79	17,5	
	Gesamt		452	100,0	
CSO-NET	Gültig	Typ 1 (Global)	213	13,5	18,4
		Typ 2 (International)	392	24,8	33,9
		Typ 3 (Multinational)	106	6,7	9,2
		Typ 4 (Transnational)	348	22,0	30,1
		keines/anderes	96	6,1	8,3
		Gesamt	1.155	73,1	100,0
	Fehlend	System	426	26,9	
	Gesamt		1.581	100,0	

Tabelle: Zweiteinschätzung der Organisationsstruktur: Gesamthäufigkeiten

Quelle: eigene Erhebung (N = 2.033)

Reliabilitätsstatistiken	
Gruppe ECOSOC und CSO-NET	Cronbachs Alpha
ECOSOC	,663
CSO-NET	,807

Zusammenfassung der Fallverarbeitung			
		N	%
ECOSOC	Fälle	Gültig	387
	Ausgeschlossen ^a	Ausgeschlossen ^a	65
	Gesamt	Gesamt	452
CSO-NET	Fälle	Gültig	1.248
	Ausgeschlossen ^a	Ausgeschlossen ^a	333
	Gesamt	Gesamt	1.581

a. Listenweise Löschung auf der Grundlage aller Variablen in der Prozedur.

Tabelle: Reliabilität der Zweiteinschätzung zur Organisationsstruktur

Quelle: eigene Erhebung, N = 1.635.

C31. Zweiteinschätzung Struktur und Einheiten [Q2.1]**Verarbeitete Fälle**

Gruppe ECOSOC und CSO-NET	Fälle Zweiteinschätzung Organisationsstruktur [Q2.6] * Nach Anzahl der Einheiten und Internationalität					
	Gültig		Fehlend		Gesamt	
	N	Prozent	N	Prozent	N	Prozent
ECOSOC	373	83%	79	17%	452	100%
CSO-NET	1155	73%	426	27%	1581	100%

Kreuztabelle

Gruppe ECOSOC und CSO-NET				Reduzierte Dimensionen			Gesamt
				0 - 1 Einheit	nationale Einheiten	internationale Einheiten	
ECOSOC	Typ 1 (Global)	Anz.		19	14	14	47
		Erwartete Anz.		12,5	8,3	26,2	47,0
		%		19%	21%	7%	13%
	Typ 2 (International)	Anz.		33	24	67	124
		Erwartete Anz.		32,9	21,9	69,1	124,0
		%		33%	36%	32%	33%
	Typ 3 (Multinational)	Anz.		10	9	24	43
		Erwartete Anz.		11,4	7,6	24,0	43,0
		%		10%	14%	12%	12%
	Typ 4 (Transnational)	Anz.		24	15	85	124
		Erwartete Anz.		32,9	21,9	69,1	124,0
		%		24%	23%	41%	33%
	keiner	Anz.		13	4	18	35
		Erwartete Anz.		9,3	6,2	19,5	35,0
		%		13%	6%	9%	9%
CSO-NET	Typ 1 (Global)	Anz.		99	66	208	373
		Erwartete Anz.		99,0	66,0	208,0	373,0
		%		100%	100%	100%	100%
	Typ 2 (International)	Anz.		69	87	57	213
		Erwartete Anz.		60,9	68,2	83,9	213,0
		%		21%	24%	13%	18%
	Typ 3 (Multinational)	Anz.		98	150	144	392
		Erwartete Anz.		112,0	125,6	154,4	392,0
		%		30%	41%	32%	34%
	Typ 4 (Transnational)	Anz.		32	35	39	106
		Erwartete Anz.		30,3	34,0	41,8	106,0
		%		10%	9%	9%	9%
	keiner	Anz.		88	70	190	348
		Erwartete Anz.		99,4	111,5	137,1	348,0
		%		27%	19%	42%	30%
	keiner	Anz.		43	28	25	96
		Erwartete Anz.		27,4	30,8	37,8	96,0
		%		13%	8%	5%	8%
	keiner	Anz.		330	370	455	1155
		Erwartete Anz.		330,0	370,0	455,0	1155,0
		%		100%	100%	100%	100%

Chi-Quadrat-Tests

Gruppe ECOSOC und CSO-NET		Wert	df	Asymptotische Signifikanz (2-seitig)
ECOSOC	Chi-Quadrat nach Pearson	24,295a	8	0,002
	Anzahl der gültigen Fälle	373		
CSO-NET	Chi-Quadrat nach Pearson	72,995b	8	0
	Anzahl der gültigen Fälle	1155		

a. 0 Zellen (,0%) haben eine erwartete Häufigkeit kleiner 5. Die minimale erwartete Häufigkeit ist 6,19.

b. 0 Zellen (,0%) haben eine erwartete Häufigkeit kleiner 5. Die minimale erwartete Häufigkeit ist 27,43.

C32. Zweiteinschätzung Struktur und generelle Tätigkeit [Q4.1]**Verarbeitete Fälle**

Gruppe ECOSOC und CSO-NET	Fälle Zweiteinschätzung Organisationsstruktur [Q2.6] * Nach genereller Tätigkeit					
	Gültig		Fehlend		Gesamt	
	N	Prozent	N	Prozent	N	Prozent
ECOSOC	362	80%	90	20%	452	100%
CSO-NET	1102	70%	479	30%	1581	100%

Kreuztabelle

Gruppe ECOSOC und CSO-NET			Nach genereller Tätigkeit				Gesamt
			Advocacy	Operational	Beides	andere	
ECOSOC	Typ 1 (Global)	Anzahl	10	15	18	4	47
		Erwartet	9,6	9,1	22,6	5,7	47,0
		Prozent	14%	21%	10%	9%	13%
	Typ 2 (International)	Anzahl	20	25	57	18	120
		Erwartet	24,5	23,2	57,7	14,6	120,0
		Prozent	27%	36%	33%	41%	33%
	Typ 3 (Multinational)	Anzahl	15	5	17	5	42
		Erwartet	8,6	8,1	20,2	5,1	42,0
		Prozent	20%	7%	10%	11%	12%
	Typ 4 (Transnational)	Anzahl	23	19	66	12	120
		Erwartet	24,5	23,2	57,7	14,6	120,0
		Prozent	31%	27%	38%	27%	33%
	keines	Anzahl	6	6	16	5	33
		Erwartet	6,7	6,4	15,9	4,0	33,0
		Prozent	8%	9%	9%	11%	9%
	Gesamt	Anzahl	74	70	174	44	362
		Erwartet	74,0	70,0	174,0	44,0	362,0
		Prozent	100%	100%	100%	100%	100%
CSO-NET	Typ 1 (Global)	Anzahl	32	42	106	27	207
		Erwartet	32,3	35,7	105,8	33,2	207,0
		Prozent	19%	22%	19%	15%	19%
	Typ 2 (International)	Anzahl	49	76	193	54	372
		Erwartet	58,1	64,1	190,1	59,7	372,0
		Prozent	28%	40%	34%	31%	34%
	Typ 3 (Multinational)	Anzahl	16	13	56	15	100
		Erwartet	15,6	17,2	51,1	16,1	100,0
		Prozent	9%	7%	10%	8%	9%
	Typ 4 (Transnational)	Anzahl	55	48	170	59	332
		Erwartet	51,8	57,2	169,6	53,3	332,0
		Prozent	32%	25%	30%	33%	30%
	keines	Anzahl	20	11	38	22	91
		Erwartet	14,2	15,7	46,5	14,6	91,0
		Prozent	12%	6%	7%	12%	8%
	Gesamt	Anzahl	172	190	563	177	1102
		Erwartet	172,0	190,0	563,0	177,0	1102,0
		Prozent	100%	100%	100%	100%	100%

Chi-Quadrat-Tests

Gruppe ECOSOC und CSO-NET		Wert	df	Asymptotische Signifikanz (2-seitig)
ECOSOC	Chi-Quadrat nach Pearson	16,454a	12	0,171
	Anzahl der gültigen Fälle	362		
CSO-NET	Chi-Quadrat nach Pearson	19,437b	12	0,079
	Anzahl der gültigen Fälle	1102		

a. 1 Zellen (5,0%) haben eine erwartete Häufigkeit kleiner 5. Die minimale erwartete Häufigkeit ist 4,01.

b. 0 Zellen (,0%) haben eine erwartete Häufigkeit kleiner 5. Die minimale erwartete Häufigkeit ist 14,20.

C33. Zweiteinschätzung Struktur und Arbeitsfeld [Q4.2]**Verarbeitete Fälle**

Gruppe ECOSOC und CSO-NET	Fälle Zweiteinschätzung der Organisationsstruktur [Q2.6] * Arbeitsfeld (reduziert auf 7 Dimensionen)					
	Gültig		Fehlend		Gesamt	
	N	Prozent	N	Prozent	N	Prozent
ECOSOC	367	81%	85	19%	452	100%
CSO-NET	1109	70%	472	30%	1581	100%

Kreuztabelle

Gruppe ECOSOC und CSO-NET			Arbeitsfeld - reduziert auf 7 Dimensionen							Gesamt
			Int. Advocacy	Education	Community Org.	Social Services	Health	Environment	other	
ECOSOC	Typ 1 (G)	Anz.	10	5	2	7	5	4	14	47
		erw.	18,6	6,0	3,7	3,5	3,3	3,8	8,1	47,0
		%	7%	11%	7%	26%	19%	13%	22%	13%
	Typ 2 (I)	Anz.	42	19	11	10	12	9	19	122
		erw.	48,2	15,6	9,6	9,0	8,6	10,0	20,9	122,0
		%	29%	40%	38%	37%	46%	30%	30%	33%
	Typ 3 (M)	Anz.	17	7	4	4	1	7	3	43
		erw.	17,0	5,5	3,4	3,2	3,0	3,5	7,4	43,0
ECOSOC		%	12%	15%	14%	15%	4%	23%	5%	12%
	Typ 4 (T)	Anz.	60	12	9	6	8	9	17	121
		erw.	47,8	15,5	9,6	8,9	8,6	9,9	20,8	121,0
		%	41%	26%	31%	22%	31%	30%	27%	33%
	keiner	Anz.	16	4	3	0	0	1	10	34
		erw.	13,4	4,4	2,7	2,5	2,4	2,8	5,8	34,0
		%	11%	9%	10%	0%	0%	3%	16%	9%
	Gesamt	Anz.	145	47	29	27	26	30	63	367
ECOSOC		erw.	145,0	47,0	29,0	27,0	26,0	30,0	63,0	367,0
		%	100%	100%	100%	100%	100%	100%	100%	100%
	Typ 1 (G)	Anz.	51	27	19	34	18	12	43	204
		erw.	59,2	26,3	25,4	21,7	18,9	17,5	35,0	204,0
		%	16%	19%	14%	29%	17%	13%	23%	18%
	Typ 2 (I)	Anz.	107	55	50	37	40	32	52	373
		erw.	108,3	48,1	46,4	39,7	34,6	32,0	63,9	373,0
		%	33%	38%	36%	31%	39%	34%	27%	34%
CSO-NET	Typ 3 (M)	Anz.	23	6	15	20	8	13	16	101
		erw.	29,3	13,0	12,6	10,7	9,4	8,7	17,3	101,0
		%	7%	4%	11%	17%	8%	14%	8%	9%
	Typ 4 (T)	Anz.	113	45	43	21	29	28	62	341
		erw.	99,0	44,0	42,4	36,3	31,7	29,2	58,4	341,0
		%	35%	31%	31%	18%	28%	29%	33%	31%
	keiner	Anz.	28	10	11	6	8	10	17	90
		erw.	26,1	11,6	11,2	9,6	8,4	7,7	15,4	90,0
CSO-NET		%	9%	7%	8%	5%	8%	11%	9%	8%
	Gesamt	Anz.	322	143	138	118	103	95	190	1109
		erw.	322,0	143,0	138,0	118,0	103,0	95,0	190,0	1109,0
		%	100%	100%	100%	100%	100%	100%	100%	100%

Chi-Quadrat-Tests

Gruppe ECOSOC und CSO-NET		Wert	df	Asymptotische Signifikanz (2-seitig)
ECOSOC	Chi-Quadrat nach Pearson	40,587a	24	0,018
	Anzahl der gültigen Fälle	367		
CSO-NET	Chi-Quadrat nach Pearson	45,430b	24	0,005
	Anzahl der gültigen Fälle	1109		

a. 13 Zellen (37,1%) haben eine erwartete Häufigkeit kleiner 5. Die minimale erwartete Häufigkeit ist 2,41.

b. 0 Zellen (,0%) haben eine erwartete Häufigkeit kleiner 5. Die minimale erwartete Häufigkeit ist 7,71.

C34. Zweiteinschätzung Struktur und Alter [Q4.3]**Verarbeitete Fälle**

Gruppe ECOSOC und CSO-NET	Fälle Zweiteinschätzung Organisationsstruktur [Q2.6] * Nach Gründungsjahr					
	Gültig		Fehlend		Gesamt	
	N	Prozent	N	Prozent	N	Prozent
ECOSOC	377	83%	75	17%	452	100%
CSO-NET	1.183	75%	398	25%	1.581	100%

Kreuztabelle

Gruppe ECOSOC und CSO-NET			Nach Gründungsjahr				Gesamt
			vor 1950	1950-1969	1970-1989	1990-2011	
ECOSOC	Typ 1 (Global)	Anzahl	4	4	11	28	47
		Erwartet	8,7	4,8	13,5	20,0	47,0
		Prozent	6%	11%	10%	18%	13%
	Typ 2 (International)	Anzahl	23	11	33	57	124
		Erwartet	22,9	12,6	35,6	52,9	124,0
		Prozent	33%	29%	31%	36%	33%
	Typ 3 (Multinational)	Anzahl	8	3	15	17	43
		Erwartet	8,0	4,4	12,3	18,3	43,0
		Prozent	12%	8%	14%	11%	12%
	Typ 4 (Transnational)	Anzahl	27	15	37	45	124
		Erwartet	22,9	12,6	35,6	52,9	124,0
		Prozent	39%	39%	35%	28%	33%
	keines	Anzahl	7	5	11	12	35
		Erwartet	6,5	3,6	10,0	14,9	35,0
		Prozent	10%	13%	10%	8%	9%
	Gesamt	Anzahl	69	38	107	159	373
		Erwartet	69,0	38,0	107,0	159,0	373,0
		Prozent	100%	100%	100%	100%	100%
CSO-NET	Typ 1 (Global)	Anzahl	6	10	27	168	211
		Erwartet	12,4	8,9	33,6	156,1	211,0
		Prozent	9%	21%	15%	20%	18%
	Typ 2 (International)	Anzahl	25	17	61	287	390
		Erwartet	22,9	16,4	62,2	288,6	390,0
		Prozent	37%	35%	34%	34%	34%
	Typ 3 (Multinational)	Anzahl	4	4	13	78	99
		Erwartet	5,8	4,2	15,8	73,3	99,0
		Prozent	6%	8%	7%	9%	9%
	Typ 4 (Transnational)	Anzahl	27	11	59	249	346
		Erwartet	20,3	14,5	55,1	256,0	346,0
		Prozent	40%	23%	32%	29%	30%
	keines	Anzahl	5	6	22	63	96
		Erwartet	5,6	4,0	15,3	71,0	96,0
		Prozent	7%	13%	12%	7%	8%
	Gesamt	Anzahl	67	48	182	845	1142
		Erwartet	67,0	48,0	182,0	845,0	1142,0
		Prozent	100%	100%	100%	100%	100%

Chi-Quadrat-Tests

Gruppe ECOSOC und CSO-NET		Wert	df	Asymptotische Signifikanz (2-seitig)
ECOSOC	Chi-Quadrat nach Pearson	11,788a	12	0,463
	Anzahl der gültigen Fälle	373		
CSO-NET	Chi-Quadrat nach Pearson	15,663b	12	0,207
	Anzahl der gültigen Fälle	1142		

a. 3 Zellen (15,0%) haben eine erwartete Häufigkeit kleiner 5. Die minimale erwartete Häufigkeit ist 3,57.

b. 2 Zellen (10,0%) haben eine erwartete Häufigkeit kleiner 5. Die minimale erwartete Häufigkeit ist 4,04.

C35. Zweiteinschätzung Struktur und Mitarbeiteranzahl [Q4.4.2]**Verarbeitete Fälle**

Gruppe ECOSOC und CSO-NET	Fälle Zweiteinschätzung Organisationsstruktur [Q2.6] * Nach Mitarbeiteranzahl					
	Gültig		Fehlend		Gesamt	
	N	Prozent	N	Prozent	N	Prozent
ECOSOC	345	76%	107	24%	452	100%
CSO-NET	1039	66%	542	34%	1581	100%

Kreuztabelle

Gruppe ECOSOC und CSO-NET			Nach Mitarbeiteranzahl				Gesamt
			0 bis 4	5 bis 10	11 bis 30	mehr als 31	
ECOSOC	Typ 1 (Global)	Anzahl	14	12	8	11	45
		Erwartet	12,4	9,1	7,8	15,7	45,0
		Prozent	15%	17%	13%	9%	13%
	Typ 2 (International)	Anzahl	32	25	22	36	115
		Erwartet	31,7	23,3	20,0	40,0	115,0
		Prozent	34%	36%	37%	30%	33%
	Typ 3 (Multinational)	Anzahl	9	11	7	11	38
		Erwartet	10,5	7,7	6,6	13,2	38,0
		Prozent	9%	16%	12%	9%	11%
	Typ 4 (Transnational)	Anzahl	33	17	13	50	113
		Erwartet	31,1	22,9	19,7	39,3	113,0
		Prozent	35%	24%	22%	42%	33%
	keines	Anzahl	7	5	10	12	34
		Erwartet	9,4	6,9	5,9	11,8	34,0
		Prozent	7%	7%	17%	10%	10%
	Gesamt	Anzahl	95	70	60	120	345
		Erwartet	95,0	70,0	60,0	120,0	345,0
		Prozent	100%	100%	100%	100%	100%
CSO-NET	Typ 1 (Global)	Anzahl	47	56	49	40	192
		Erwartet	51,7	50,4	43,8	46,0	192,0
		Prozent	17%	21%	21%	16%	18%
	Typ 2 (International)	Anzahl	85	89	85	98	357
		Erwartet	96,2	93,8	81,4	85,6	357,0
		Prozent	30%	33%	36%	39%	34%
	Typ 3 (Multinational)	Anzahl	25	24	23	17	89
		Erwartet	24,0	23,4	20,3	21,3	89,0
		Prozent	9%	9%	10%	7%	9%
	Typ 4 (Transnational)	Anzahl	103	75	62	77	317
		Erwartet	85,4	83,3	72,3	76,0	317,0
		Prozent	37%	27%	26%	31%	31%
	keines	Anzahl	20	29	18	17	84
		Erwartet	22,6	22,1	19,2	20,1	84,0
		Prozent	7%	11%	8%	7%	8%
	Gesamt	Anzahl	280	273	237	249	1039
		Erwartet	280,0	273,0	237,0	249,0	1039,0
		Prozent	100%	100%	100%	100%	100%

Chi-Quadrat-Tests

Gruppe ECOSOC und CSO-NET		Wert	df	Asymptotische Signifikanz (2-seitig)
ECOSOC	Chi-Quadrat nach Pearson	15,978a	12	0,192
	Anzahl der gültigen Fälle	345		
CSO-NET	Chi-Quadrat nach Pearson	16,227b	12	0,181
	Anzahl der gültigen Fälle	1039		

a. 0 Zellen (,0%) haben eine erwartete Häufigkeit kleiner 5. Die minimale erwartete Häufigkeit ist 6,29.

b. 0 Zellen (,0%) haben eine erwartete Häufigkeit kleiner 5. Die minimale erwartete Häufigkeit ist 21,17.

C36. Zweiteinschätzung Struktur und Budgethöhe [Q4.5]**Verarbeitete Fälle**

Gruppe ECOSOC und CSO-NET	Fälle: Zweiteinschätzung Organisationsstruktur [Q2.6] * Nach Budgethöhe					
	Gültig		Fehlend		Gesamt	
	N	Prozent	N	Prozent	N	Prozent
ECOSOC	354	78%	98	22%	452	100%
CSO-NET	1067	67%	514	33%	1581	100%

Kreuztabelle

Gruppe ECOSOC und CSO-NET			Nach Budgethöhe						Gesamt
			up to 10.000 USD	10.000 - 50.000 USD	50.000 - 250.000 USD	250.000 - 1 Mio USD	1 - 5 Mio USD	over 5 Mio USD	
ECOSOC	Typ 1 (Global)	Anz.	8	11	6	10	5	5	45
		Erw.	2,9	6,2	8,6	9,3	8,5	9,4	45,0
		%	35%	22%	9%	14%	7%	7%	13%
	Typ 2 (International)	Anz.	4	22	26	24	23	19	118
		Erw.	7,7	16,3	22,7	24,3	22,3	24,7	118,0
		%	17%	45%	38%	33%	34%	26%	33%
	Typ 3 (Multinational)	Anz.	3	5	13	5	7	7	40
		Erw.	2,6	5,5	7,7	8,2	7,6	8,4	40,0
		%	13%	10%	19%	7%	10%	9%	11%
	Typ 4 (Transnational)	Anz.	5	11	19	27	20	35	117
		Erw.	7,6	16,2	22,5	24,1	22,1	24,5	117,0
		%	22%	22%	28%	37%	30%	47%	33%
	keines	Anz.	3	0	4	7	12	8	34
		Erw.	2,2	4,7	6,5	7,0	6,4	7,1	34,0
		%	13%	0%	6%	10%	18%	11%	10%
	Gesamt	Anz.	23	49	68	73	67	74	354
		Erw.	23,0	49,0	68,0	73,0	67,0	74,0	354,0
		%	100%	100%	100%	100%	100%	100%	100%
CSO-NET	Typ 1 (Global)	Anz.	50	53	40	37	12	5	197
		Erw.	35,1	43,2	44,5	39,1	15,7	19,4	197,0
		%	26%	23%	17%	17%	14%	5%	18%
	Typ 2 (International)	Anz.	47	84	87	82	33	39	372
		Erw.	66,2	81,6	84,0	73,9	29,6	36,6	372,0
		%	25%	36%	36%	39%	39%	37%	35%
	Typ 3 (Multinational)	Anz.	26	22	20	13	7	10	98
		Erw.	17,5	21,5	22,1	19,5	7,8	9,6	98,0
		%	14%	9%	8%	6%	8%	10%	9%
	Typ 4 (Transnational)	Anz.	59	58	73	55	26	43	314
		Erw.	55,9	68,9	70,9	62,4	25,0	30,9	314,0
		%	31%	25%	30%	26%	31%	41%	29%
	keines	Anz.	8	17	21	25	7	8	86
		Erw.	15,3	18,9	19,4	17,1	6,9	8,5	86,0
		%	4%	7%	9%	12%	8%	8%	8%
	Gesamt	Anz.	190	234	241	212	85	105	1067
		Erw.	190,0	234,0	241,0	212,0	85,0	105,0	1067,0
		%	100%	100%	100%	100%	100%	100%	100%

Chi-Quadrat-Tests

Gruppe ECOSOC und CSO-NET		Wert	df	Asymptotische Signifikanz (2-seitig)
ECOSOC	Chi-Quadrat nach Pearson	46,805a	20	0,001
	Anz. der gültigen Fälle	354		
CSO-NET	Chi-Quadrat nach Pearson	49,622b	20	0
	Anz. der gültigen Fälle	1067		

a. 4 Zellen (13,3%) haben eine erwartete Häufigkeit kleiner 5. Die minimale erwartete Häufigkeit ist 2,31.

b. 0 Zellen (,0%) haben eine erwartete Häufigkeit kleiner 5. Die minimale erwartete Häufigkeit ist 7,61.

C37. Zweiteinschätzung Struktur und Herkunft NGO [Q4.6]**Verarbeitete Fälle**

Gruppe ECOSOC und CSO-NET	Fälle Zweiteinschätzung der Organisationsstruktur [Q2.6] * Arbeitsfeld (reduziert auf 7 Dimensionen)					
	Gültig		Fehlend		Gesamt	
	N	Prozent	N	Prozent	N	Prozent
ECOSOC	373	83%	79	17%	452	100%
CSO-NET	1155	73%	426	27%	1581	100%

Kreuztabelle

Gruppe ECOSOC und CSO-NET			Countries aus 5 Regionen reduziert					Gesamt
			Europa	Afrika	Nordamerika	Asien	andere	
ECOSOC Typ 1 (Global)	Anz. erw. %	9	13	10	11	4	47	
		19,5	7,1	11,6	6,7	2,1	47,0	
		6%	23%	11%	21%	24%	13%	
	Typ 2 (International)	Anz. erw. %	54	18	30	16	6	124
			51,5	18,6	30,6	17,6	5,7	124,0
			35%	32%	33%	30%	35%	33%
	Typ 3 (Multinational)	Anz. erw. %	16	8	12	7	0	43
			17,9	6,5	10,6	6,1	2,0	43,0
			10%	14%	13%	13%	0%	12%
	Typ 4 (Transnational)	Anz. erw. %	61	13	35	12	3	124
			51,5	18,6	30,6	17,6	5,7	124,0
			39%	23%	38%	23%	18%	33%
	keiner	Anz. erw. %	15	4	5	7	4	35
			14,5	5,3	8,6	5,0	1,6	35,0
			10%	7%	5%	13%	24%	9%
gesamt	Anz. erw. %	155	56	92	53	17	373	
		155,0	56,0	92,0	53,0	17,0	373,0	
		100%	100%	100%	100%	100%	100%	
CSO-NET	Typ 1 (Global)	Anz. erw. %	35	79	21	63	15	213
			49,2	66,2	32,6	47,9	17,0	213,0
			13%	22%	12%	24%	16%	18%
	Typ 2 (International)	Anz. erw. %	80	129	63	95	25	392
			90,6	121,8	60,1	88,2	31,2	392,0
			30%	36%	36%	37%	27%	34%
	Typ 3 (Multinational)	Anz. erw. %	20	40	12	28	6	106
			24,5	32,9	16,2	23,9	8,4	106,0
			7%	11%	7%	11%	7%	9%
	Typ 4 (Transnational)	Anz. erw. %	107	84	68	53	36	348
			80,4	108,2	53,3	78,3	27,7	348,0
			40%	23%	38%	20%	39%	30%
	keiner	Anz. erw. %	25	27	13	21	10	96
			22,2	29,8	14,7	21,6	7,6	96,0
			9%	8%	7%	8%	11%	8%
gesamt	Anz. erw. %	267	359	177	260	92	1155	
		267,0	359,0	177,0	260,0	92,0	1155,0	
		100%	100%	100%	100%	100%	100%	

Chi-Quadrat-Tests

Gruppe ECOSOC und CSO-NET		Wert	df	Asymptotische Signifikanz (2-seitig)
ECOSOC	Chi-Quadrat nach Pearson	31,873a	16	0,01
	Anzahl der gültigen Fälle	373		
CSO-NET	Chi-Quadrat nach Pearson	54,566b	16	0
	Anzahl der gültigen Fälle	1155		

a. 4 Zellen (16,0%) haben eine erwartete Häufigkeit kleiner 5. Die minimale erwartete Häufigkeit ist 1,60.

b. 0 Zellen (,0%) haben eine erwartete Häufigkeit kleiner 5. Die minimale erwartete Häufigkeit ist 7,65.

C38. Zweiteinschätzung Struktur und Verbreitung [Q4.7]**Verarbeitete Fälle**

Gruppe ECOSOC und CSO-NET	Fälle Zweiteinschätzung Organisationsstruktur [Q2.6] * Nach internationaler Verbreitung					
	Gültig		Fehlend		Gesamt	
	N	Prozent	N	Prozent	N	Prozent
ECOSOC	373	83%	79	17%	452	100%
CSO-NET	1155	73%	426	27%	1581	100%

Kreuztabelle

Gruppe ECOSOC und CSO-NET			Nach internationaler Verbreitung			Gesamt
			1 Region	bis zu zwei Regionen	3 und mehr Regionen	
ECOSOC	Typ 1 (Global)	Anzahl	33	6	8	47
		Erwartet	21,4	6,8	18,8	47,0
		Prozent	19%	11%	5%	13%
	Typ 2 (International)	Anzahl	55	19	50	124
		Erwartet	56,5	18,0	49,5	124,0
		Prozent	32%	35%	34%	33%
	Typ 3 (Multinational)	Anzahl	23	3	17	43
		Erwartet	19,6	6,2	17,2	43,0
		Prozent	14%	6%	11%	12%
	Typ 4 (Transnational)	Anzahl	41	21	62	124
		Erwartet	56,5	18,0	49,5	124,0
		Prozent	24%	39%	42%	33%
CSO-NET	keines	Anzahl	18	5	12	35
		Erwartet	16,0	5,1	14,0	35,0
		Prozent	11%	9%	8%	9%
	Gesamt	Anzahl	170	54	149	373
		Erwartet	170,0	54,0	149,0	373,0
		Prozent	100%	100%	100%	100%
	Typ 1 (Global)	Anzahl	149	44	20	213
		Erwartet	130,8	41,5	40,8	213,0
		Prozent	21%	20%	9%	18%
	Typ 2 (International)	Anzahl	242	75	75	392
		Erwartet	240,6	76,4	75,0	392,0
		Prozent	34%	33%	34%	34%
	Typ 3 (Multinational)	Anzahl	67	23	16	106
		Erwartet	65,1	20,6	20,3	106,0
		Prozent	9%	10%	7%	9%
	Typ 4 (Transnational)	Anzahl	182	69	97	348
		Erwartet	213,6	67,8	66,6	348,0
		Prozent	26%	31%	44%	30%
	keines	Anzahl	69	14	13	96
		Erwartet	58,9	18,7	18,4	96,0
		Prozent	10%	6%	6%	8%
	Gesamt	Anzahl	709	225	221	1155
		Erwartet	709,0	225,0	221,0	1155,0
		Prozent	100%	100%	100%	100%

Chi-Quadrat-Tests

Gruppe ECOSOC und CSO-NET		Wert	df	Asymptotische Signifikanz (2-seitig)
ECOSOC	Chi-Quadrat nach Pearson	23,366a	8	0,003
	Anzahl der gültigen Fälle	373		
CSO-NET	Chi-Quadrat nach Pearson	37,595b	8	0
	Anzahl der gültigen Fälle	1155		

a. 0 Zellen (,0%) haben eine erwartete Häufigkeit kleiner 5. Die minimale erwartete Häufigkeit ist 5,07.

b. 0 Zellen (,0%) haben eine erwartete Häufigkeit kleiner 5. Die minimale erwartete Häufigkeit ist 18,37.

C39. Zweiteinschätzung und Ersteinschätzung [Q1.1]**Verarbeitete Fälle**

Gruppe ECOSOC und CSO-NET	Fälle_ Zweiteinschätzung der Organisationsstruktur [Q2.6] * Ersteinschätzung Organisationsstruktur [Q1.1]					
	Gültig		Fehlend		Gesamt	
	N	Prozent	N	Prozent	N	Prozent
ECOSOC	368	81%	84	19%	452	100%
CSO-NET	1132	72%	449	28%	1581	100%

Kreuztabelle

Gruppe ECOSOC und CSO-NET		Ersteinschätzung Organisationsstruktur [Q1.1]					Gesamt
		Zentralisierte Org.	Föderation	Konföderation	Netzwerk	andere	
ECOSOC	Typ 1 (Global)	Anz. 27	5	1	6	7	46
		erw. 20,5	6,8	3,4	12,0	3,4	46,0
		% 16%	9%	4%	6%	26%	13%
	Typ 2 (International)	Anz. 62	15	7	25	11	120
		erw. 53,5	17,6	8,8	31,3	8,8	120,0
		% 38%	28%	26%	26%	41%	33%
	Typ 3 (Multinational)	Anz. 12	7	4	18	2	43
		erw. 19,2	6,3	3,2	11,2	3,2	43,0
		% 7%	13%	15%	19%	7%	12%
	Typ 4 (Transnational)	Anz. 46	20	13	43	2	124
CSO-NET		erw. 55,3	18,2	9,1	32,3	9,1	124,0
		% 28%	37%	48%	45%	7%	34%
	keiner	Anz. 17	7	2	4	5	35
		erw. 15,6	5,1	2,6	9,1	2,6	35,0
		% 10%	13%	7%	4%	19%	10%
	gesamt	Anz. 164	54	27	96	27	368
		erw. 164,0	54,0	27,0	96,0	27,0	368,0
		% 100%	100%	100%	100%	100%	100%
	Typ 1 (Global)	Anz. 146	8	4	31	20	209
		erw. 107,1	20,3	9,6	48,6	23,4	209,0
CSO-NET		% 25%	7%	8%	12%	16%	18%
	Typ 2 (International)	Anz. 217	33	16	77	37	380
		erw. 194,7	36,9	17,5	88,3	42,6	380,0
		% 37%	30%	31%	29%	29%	34%
	Typ 3 (Multinational)	Anz. 34	21	11	34	4	104
		erw. 53,3	10,1	4,8	24,2	11,7	104,0
		% 6%	19%	21%	13%	3%	9%
	Typ 4 (Transnational)	Anz. 145	44	18	101	37	345
		erw. 176,8	33,5	15,8	80,2	38,7	345,0
		% 25%	40%	35%	38%	29%	30%
CSO-NET	keiner	Anz. 38	4	3	20	29	94
		erw. 48,2	9,1	4,3	21,8	10,5	94,0
		% 7%	4%	6%	8%	23%	8%
	gesamt	Anz. 580	110	52	263	127	1132
		erw. 580,0	110,0	52,0	263,0	127,0	1132,0
		% 100%	100%	100%	100%	100%	100%

Chi-Quadrat-Tests

Gruppe ECOSOC und CSO-NET		Wert	df	Asymptotische Signifikanz (2-seitig)
ECOSOC	Chi-Quadrat nach Pearson	41,078a	16	0,001
	Anzahl der gültigen Fälle	368		
CSO-NET	Chi-Quadrat nach Pearson	125,529b	16	0
	Anzahl der gültigen Fälle	1132		

a. 6 Zellen (24,0%) haben eine erwartete Häufigkeit kleiner 5. Die minimale erwartete Häufigkeit ist 2,57.

b. 2 Zellen (8,0%) haben eine erwartete Häufigkeit kleiner 5. Die minimale erwartete Häufigkeit ist 4,32.

C40. Performance – Gesamtmittelwerte

	ECOSOC			CSO-NET		
	N	Mittelwert	Standard-abw.	N	Mittelwert	Standard-abw.
3.4.1 Organisationsmission (Absolute)	452	3,91	,837	1581	3,89	1,006
3.5.1 Organisationsmission (Relative)	452	3,82	,898	1581	3,89	,986
3.6.1 Organisationsmission (Strukturell)	452	3,91	,930	1581	3,89	1,026
3.4.2 Unterstützeranzahl (Absolute)	452	3,13	1,020	1581	3,12	1,119
3.5.2 Unterstützeranzahl (Relative)	452	3,07	1,057	1581	3,13	1,108
3.6.2 Unterstützeranzahl (Strukturell)	452	3,06	1,115	1581	3,24	1,157
3.4.3 Budgethöhe (Absolute)	452	3,32	,985	1581	3,22	1,101
3.5.3 Budgethöhe(Relative)	452	3,17	,975	1581	3,15	1,072
3.6.3 Budgethöhe (Strukturell)	452	3,32	1,013	1581	3,23	1,084
3.4.4 Verwaltungskosten(Absolute)	452	3,05	,898	1581	2,99	1,007
3.5.4 Verwaltungskosten(Relative)	452	3,16	,915	1581	3,05	1,037
3.6.4 Verwaltungskosten (Strukturell)	452	3,19	1,078	1581	3,15	1,122
3.4.5 Organisationsflexibilität (Absolute)	452	3,55	,906	1581	3,60	1,017
3.5.5 Organisationsflexibilität(Relative)	452	3,58	,937	1581	3,61	1,052
3.6.5 Organisationsflexibilität (Strukturell)	452	3,59	1,000	1581	3,58	1,088

Reliabilitätsstatistiken	
Gruppe ECOSOC und CSO-NET	Cronbachs Alpha
ECOSOC	,870
CSO-NET	,900

Zusammenfassung der Fallverarbeitung			
		N	%
ECOSOC	Fälle	Gültig	452
	Ausgeschlossen ^a	Ausgeschlossen ^a	0
	Gesamt	Gesamt	452
CSO-NET	Fälle	Gültig	1.581
	Ausgeschlossen ^a	Ausgeschlossen ^a	0
	Gesamt	Gesamt	1.581

a. Listenweise Löschung auf der Grundlage aller Variablen in der Prozedur.

Tabelle: Reliabilität der Performance-Werte

Quelle: eigene Erhebung, N = 2.033.

	ECOSOC			CSO-NET		
	N	Mittelwert	Standard-abw.	N	Mittelwert	Standard-abw.
Erreichen der Organisationsmission (Q3.4.1, Q3.5.1, Q3.6.1)	452	3,8827	,73102	1581	3,8929	,84738
Anzahl/Wachstum Individueller Spen-der und Unterstützer (Q3.4.2, Q3.5.2, Q3.6.2)	452	3,0848	,87106	1581	3,1640	,96190
Größe/Wachstum des Budgets (Q3.4.3, Q3.5.3, Q3.6.3)	452	3,2706	,79896	1581	3,1978	,91662
Höhe/Senkung der Verwaltungskosten (Q3.4.4, Q3.5.4, Q3.6.4)	452	3,1327	,73559	1581	3,0597	,83482

Abbildung: Performance zusammengefasster Mittelwerte und Standardabweichung bei-der Untersuchungsgruppen

Quelle: eigene Erhebung (N = 2.033)

C41. Performance und Einheiten [Q2.1] – Mittelwerte

	keine Einheiten	eine Einheit	ationale Einheiten	Internat. Einheiten	Durchschnitt	Min	Max	Delta
Anzahl (N)	7	137	93	215	452			
Erreichen der Organisationsmission (Q3.4.1, Q3.5.1, Q3.6.1)	4,048 (0,71)	3,784 (0,69)	4,082 (0,75)	3,854 (0,74)	3,883 (0,73)	3,78	4,08	0,30
Anzahl/Wachstum Individueller Spender und Unterstützer (Q3.4.2, Q3.5.2, Q3.6.2)	3,095 (1,03)	2,891 (0,89)	3,222 (0,94)	3,149 (0,81)	3,085 (0,87)	2,89	3,22	0,33
Höhe/Wachstum des Budgets (Q3.4.3, Q3.5.3, Q3.6.3)	3 (0,98)	3,163 (0,78)	3,43 (0,8)	3,279 (0,8)	3,271 (0,8)	3,00	3,43	0,43
Höhe/Senkung der Verwaltungskosten (Q3.4.4, Q3.5.4, Q3.6.4)	3,191 (1,09)	3,007 (0,73)	3,215 (0,84)	3,175 (0,67)	3,133 (0,74)	3,01	3,22	0,21
Operationale Flexibilität der Organisation (Q3.4.5, Q3.5.5, Q3.6.5)	4,048 (0,68)	3,404 (0,79)	3,62 (0,81)	3,648 (0,8)	3,575 (0,81)	3,40	4,05	0,64

Abbildung: Mittelwerte und Standardabweichung der Performance nach Anzahl und Internationalität der Einheiten in Gruppe ECOSOC

Quelle: eigene Erhebung (N = 452)

	keine Einheiten	eine Einheit	ationale Einheiten	internat. Einheiten	Durchschnitt	Min	Max	Delta
Anzahl (N)	67	509	526	479	1.581			
Erreichen der Organisationsmission (Q3.4.1, Q3.5.1, Q3.6.1)	3,647 (0,75)	3,817 (0,88)	3,97 (0,87)	3,923 (0,79)	3,893 (0,85)	3,65	3,97	0,32
Anzahl/Wachstum Individueller Spender und Unterstützer (Q3.4.2, Q3.5.2, Q3.6.2)	2,662 (0,91)	3,047 (0,99)	3,259 (0,97)	3,254 (0,89)	3,164 (0,96)	2,66	3,26	0,60
Höhe/Wachstum des Budgets (Q3.4.3, Q3.5.3, Q3.6.3)	2,652 (0,97)	3,077 (0,94)	3,353 (0,91)	3,232 (0,84)	3,198 (0,92)	2,65	3,35	0,70
Höhe/Senkung der Verwaltungskosten (Q3.4.4, Q3.5.4, Q3.6.4)	2,906 (0,97)	2,952 (0,83)	3,122 (0,86)	3,128 (0,78)	3,06 (0,83)	2,91	3,13	0,22
Operationale Flexibilität der Organisation (Q3.4.5, Q3.5.5, Q3.6.5)	3,468 (0,93)	3,442 (0,96)	3,712 (0,87)	3,644 (0,82)	3,594 (0,89)	3,44	3,71	0,27

Abbildung: Mittelwerte und Standardabweichung der Performance nach Anzahl und Internationalität der Einheiten in Gruppe CSO-NET

Quelle: eigene Erhebung (N = 1.581)

C42. Performance und Einheiten [Q2.1] – T-Werte

	keine Einheiten		eine Einheit		nationale Einheiten		Internat. Einheiten	
	T	Sig.	T	Sig.	T	Sig.	T	Sig.
Erreichen der Organisationsmission (Q3.4.1, Q3.5.1, Q3.6.1)	0,601	0,548	-1,910	0,057	2,982	0,003	-0,789	0,431
Anzahl/Wachstum Individueller Spender und Unterstützer (Q3.4.2, Q3.5.2, Q3.6.2)	0,032	0,975	-3,158	0,002	1,711	0,088	1,490	0,137
Höhe/Wachstum des Budgets (Q3.4.3, Q3.5.3, Q3.6.3)	-0,903	0,367	-1,894	0,059	2,169	0,031	0,213	0,831
Höhe/Senkung der Verwaltungskosten (Q3.4.4, Q3.5.4, Q3.6.4)	0,209	0,834	-2,404	0,017	1,093	0,276	1,169	0,243
Operationale Flexibilität der Organisation (Q3.4.5, Q3.5.5, Q3.6.5)	1,569	0,117	-2,996	0,003	0,612	0,541	1,855	0,064

Abbildung: T-Werte und Signifikanzen der Performance nach Einheiten Gruppe ECOSOC

Quelle: eigene Erhebung (N = 452)

	keine Einheiten		eine Einheit		nationale Einheiten		internat. Einheiten	
	T	Sig.	T	Sig.	T	Sig.	T	Sig.
Erreichen der Organisationsmission (Q3.4.1, Q3.5.1, Q3.6.1)	-2,433	0,015	-2,448	0,014	2,566	0,010	0,959	0,338
Anzahl/Wachstum Individueller Spender und Unterstützer (Q3.4.2, Q3.5.2, Q3.6.2)	-4,393	0,000	-3,340	0,001	2,783	0,005	2,555	0,011
Höhe/Wachstum des Budgets (Q3.4.3, Q3.5.3, Q3.6.3)	-5,021	0,000	-3,635	0,000	4,787	0,000	1,040	0,299
Höhe/Senkung der Verwaltungskosten (Q3.4.4, Q3.5.4, Q3.6.4)	-1,341	0,184	-3,562	0,000	2,088	0,037	2,236	0,026
Operationale Flexibilität der Organisation (Q3.4.5, Q3.5.5, Q3.6.5)	-1,181	0,238	-4,487	0,000	3,710	0,000	1,532	0,126

Abbildung: T-Werte und Signifikanzen der Performance nach Einheiten Gruppe CSO-NET

Quelle: eigene Erhebung (N = 1.581)

C43. Performance nach Mitarbeiteranzahl [Q4.3] – Mittelwerte

	0-4	5-10	11-30	>30	Durchschn.	Min	Max	Delta
Anzahl (N)	89	81	207	58	435			
Erreichen der Organisationsmission (Q3.4.1, Q3.5.1, Q3.6.1)	121	85	80	137	423			
Anzahl/Wachstum Individueller Spender und Unterstützer (Q3.4.2, Q3.5.2, Q3.6.2)	3,81 (0,75)	3,92 (0,74)	3,94 (0,7)	3,93 (0,75)	3,9 (0,74)	3,81	3,94	0,13
Höhe/Wachstum des Budgets (Q3.4.3, Q3.5.3, Q3.6.3)	2,82 (0,94)	3,03 (0,8)	3,17 (0,81)	3,31 (0,86)	3,09 (0,88)	2,82	3,31	0,49
Höhe/Senkung der Verwaltungskosten (Q3.4.4, Q3.5.4, Q3.6.4)	2,97 (0,79)	3,29 (0,79)	3,3 (0,7)	3,55 (0,79)	3,29 (0,81)	2,97	3,55	0,58
Operationale Flexibilität der Organisation (Q3.4.5, Q3.5.5, Q3.6.5)	2,99 (0,82)	3,21 (0,8)	3,14 (0,58)	3,25 (0,7)	3,15 (0,74)	2,99	3,25	0,26

Abbildung: Mittelwerte und Standardabweichung der Performance nach Mitarbeiteranzahl in Gruppe ECOSOC

Quelle: eigene Erhebung (N = 423)

	0-4	5-10	11-30	>30	Durchschn.	Min	Max	Delta
Anzahl (N)	233	270	771	235	1.509			
Erreichen der Organisationsmission (Q3.4.1, Q3.5.1, Q3.6.1)	81	57	243	1185	1566			
Anzahl/Wachstum Individueller Spender und Unterstützer (Q3.4.2, Q3.5.2, Q3.6.2)	3,84 (0,87)	3,91 (0,85)	3,94 (0,84)	3,98 (0,76)	3,91 (0,84)	3,84	3,98	0,14
Höhe/Wachstum des Budgets (Q3.4.3, Q3.5.3, Q3.6.3)	3,02 (0,96)	3,16 (0,95)	3,16 (0,99)	3,45 (0,88)	3,18 (0,96)	3,02	3,45	0,44
Höhe/Senkung der Verwaltungskosten (Q3.4.4, Q3.5.4, Q3.6.4)	2,96 (0,96)	3,25 (0,91)	3,28 (0,88)	3,46 (0,82)	3,22 (0,91)	2,96	3,46	0,50
Operationale Flexibilität der Organisation (Q3.4.5, Q3.5.5, Q3.6.5)	2,95 (0,89)	3,09 (0,82)	3,07 (0,8)	3,21 (0,76)	3,07 (0,83)	2,95	3,21	0,27

Abbildung: Mittelwerte und Standardabweichung der Performance nach Mitarbeiteranzahl in Gruppe CSO-NET

Quelle: eigene Erhebung (N = 1.429)

C44. Performance nach Mitarbeiteranzahl [Q4.3] – T-Werte

	0-4		5-10		11-30		>30	
	T	Sig.	T	Sig.	T	Sig.	T	Sig.
Erreichen der Organisationsmission (Q3.4.1, Q3.5.1, Q3.6.1)	-1,568	0,118	0,357	0,721	0,614	0,540	0,691	0,490
Anzahl/Wachstum Individueller Spender und Unterstützer (Q3.4.2, Q3.5.2, Q3.6.2)	-4,008	0,000	-0,663	0,507	0,928	0,354	3,647	0,000
Höhe/Wachstum des Budgets (Q3.4.3, Q3.5.3, Q3.6.3)	-5,216	0,000	0,103	0,918	0,172	0,864	4,774	0,000
Höhe/Senkung der Verwaltungskosten (Q3.4.4, Q3.5.4, Q3.6.4)	-2,741	0,006	0,907	0,365	-0,145	0,885	1,958	0,051
Operationale Flexibilität der Organisation (Q3.4.5, Q3.5.5, Q3.6.5)	-0,683	0,495	1,287	0,199	0,593	0,553	-0,938	0,349

Abbildung: T-Werte und Signifikanzen der Performance nach Mitarbeiteranzahl in Gruppe ECOSOC

Quelle: eigene Erhebung (N = 435)

	0-4		5-10		11-30		>30	
	T	Sig.	T	Sig.	T	Sig.	T	Sig.
Erreichen der Organisationsmission (Q3.4.1, Q3.5.1, Q3.6.1)	-2,054	0,040	0,000	1,000	0,664	0,507	1,740	0,082
Anzahl/Wachstum Individueller Spender und Unterstützer (Q3.4.2, Q3.5.2, Q3.6.2)	-4,079	0,000	-0,618	0,537	-0,412	0,680	5,603	0,000
Höhe/Wachstum des Budgets (Q3.4.3, Q3.5.3, Q3.6.3)	-6,815	0,000	0,733	0,464	1,358	0,175	5,571	0,000
Höhe/Senkung der Verwaltungskosten (Q3.4.4, Q3.5.4, Q3.6.4)	-3,530	0,000	0,444	0,657	-0,028	0,978	3,411	0,001
Operationale Flexibilität der Organisation (Q3.4.5, Q3.5.5, Q3.6.5)	-2,315	0,021	1,616	0,106	0,312	0,755	0,599	0,549

Abbildung: T-Werte und Signifikanzen der Performance nach Mitarbeiteranzahl in Gruppe CSO-NET

Quelle: eigene Erhebung (N = 1.509)

C45. Performance und Budget [Q4.5]: Mittelwerte

ECOSOC MW STAW	bis 10.000 USD	10.000 - 50.000 USD	50.000 - 250.000 USD	250.000 - 1 Mio USD	1 - 5 Mio USD	über 5 Mio USD	Durchschnitt	Min	Max	Delta
Anzahl (N)	32	53	90	83	86	84	428			
Erreichen der Organisationsmission (Q3.4.1, Q3.5.1, Q3.6.1)	4 (0,91)	3,65 (0,81)	3,76 (0,77)	4,06 (0,66)	3,98 (0,61)	3,83 (0,7)	3,88 (0,73)	3,65	4,06	0,40
Anzahl/Wachstum Individueller Spender und Unterstützer (Q3.4.2, Q3.5.2, Q3.6.2)	2,84 (1,11)	2,81 (0,97)	2,9 (0,91)	3,25 (0,77)	3,22 (0,81)	3,2 (0,78)	3,08 (0,88)	2,81	3,25	0,44
Höhe/Wachstum des Budgets (Q3.4.3, Q3.5.3, Q3.6.3)	2,84 (0,94)	2,91 (0,87)	3,11 (0,66)	3,37 (0,77)	3,53 (0,7)	3,43 (0,81)	3,26 (0,8)	2,84	3,53	0,69
Höhe/Senkung der Verwaltungskosten (Q3.4.4, Q3.5.4, Q3.6.4)	2,89 (1,01)	2,94 (0,77)	3,13 (0,75)	3,22 (0,78)	3,23 (0,6)	3,16 (0,62)	3,13 (0,73)	2,89	3,23	0,35
Operationale Flexibilität der Organisation (Q3.4.5, Q3.5.5, Q3.6.5)	3,47 (0,85)	3,62 (0,83)	3,55 (0,8)	3,68 (0,82)	3,66 (0,69)	3,4 (0,87)	3,57 (0,81)	3,40	3,68	0,28

Abbildung: Mittelwerte und Standardabweichung der Performance nach Budget in Gruppe ECOSOC

Quelle: eigene Erhebung (N = 428)

CSO MW STAW	bis 10.000 USD	10.000 - 50.000 USD	50.000 - 250.000 USD	250.000 - 1 Mio USD	1 - 5 Mio USD	über 5 Mio USD	Durchschnitt	Min	Max	Delta
Anzahl (N)	270	330	315	303	115	119	1452			
Erreichen der Organisationsmission (Q3.4.1, Q3.5.1, Q3.6.1)	3,77 (0,92)	3,92 (0,91)	4,01 (0,76)	3,93 (0,77)	3,97 (0,72)	3,91 (0,7)	3,92 (0,82)	3,77	4,01	0,24
Anzahl/Wachstum Individueller Spender und Unterstützer (Q3.4.2, Q3.5.2, Q3.6.2)	2,97 (0,96)	3,15 (0,99)	3,27 (0,91)	3,24 (0,92)	3,36 (0,95)	3,43 (0,8)	3,2 (0,94)	2,97	3,43	0,46
Größe/Wachstum des Budgets (Q3.4.3, Q3.5.3, Q3.6.3)	2,88 (0,95)	3,19 (0,92)	3,33 (0,81)	3,37 (0,82)	3,52 (0,82)	3,5 (0,73)	3,25 (0,88)	2,88	3,52	0,64
Höhe/Senkung der Verwaltungskosten (Q3.4.4, Q3.5.4, Q3.6.4)	3,01 (0,92)	3,08 (0,89)	3,12 (0,74)	3,13 (0,77)	3,17 (0,72)	3,25 (0,71)	3,11 (0,81)	3,01	3,25	0,24
Operationale Flexibilität der Organisation (Q3.4.5, Q3.5.5, Q3.6.5)	3,56 (0,96)	3,66 (0,93)	3,68 (0,81)	3,58 (0,86)	3,74 (0,77)	3,49 (0,77)	3,62 (0,87)	3,49	3,74	0,25

Abbildung: Mittelwerte und Standardabweichung der Performance nach Budget in Gruppe CSO-NET

Quelle: eigene Erhebung (N = 1.452)

C46. Performance und Budget [Q4.5] – T-Werte

	bis 10.000 USD		10.000 - 50.000 USD		50.000 - 250.000 USD		250.000 - 1 Mio USD		1 - 5 Mio USD		über 5 Mio USD	
	T	Sig.	T	Sig.	T	Sig.	T	Sig.	T	Sig.	T	Sig.
Erreichen der Organisationsmission (Q3.4.1, Q3.5.1, Q3.6.1)	0,968	0,333	-2,403	0,017	-1,752	0,080	2,464	0,014	1,631	0,105	-0,751	0,453
Anzahl/Wachstum Individueller Spender und Unterstützer (Q3.4.2, Q3.5.2, Q3.6.2)	-1,557	0,120	-2,413	0,016	-2,100	0,036	1,967	0,050	1,724	0,085	1,481	0,139
Höhe/Wachstum des Budgets (Q3.4.3, Q3.5.3, Q3.6.3)	-3,103	0,002	-3,444	0,001	-2,312	0,022	1,305	0,193	3,521	0,000	2,127	0,034
Höhe/Senkung der Verwaltungskosten (Q3.4.4, Q3.5.4, Q3.6.4)	-1,470	0,151	-2,017	0,044	-0,052	0,959	1,213	0,226	1,405	0,161	0,411	0,682
Operationale Flexibilität der Organisation (Q3.4.5, Q3.5.5, Q3.6.5)	-0,733	0,464	0,514	0,607	-0,231	0,817	1,379	0,169	1,238	0,218	-2,198	0,029

Abbildung: T-Werte und Signifikanzen der Performance nach Budgethöhe in Gruppe ECOSOC

Quelle: eigene Erhebung (N = 428)

	bis 10.000 USD		10.000 - 50.000 USD		50.000 - 250.000 USD		250.000 - 1 Mio USD		1 - 5 Mio USD		über 5 Mio USD	
	T	Sig.	T	Sig.	T	Sig.	T	Sig.	T	Sig.	T	Sig.
Erreichen der Organisationsmission (Q3.4.1, Q3.5.1, Q3.6.1)	-2,925	0,004	0,121	0,904	2,413	0,016	0,261	0,794	0,724	0,470	-0,123	0,902
Anzahl/Wachstum Individueller Spender und Unterstützer (Q3.4.2, Q3.5.2, Q3.6.2)	-4,572	0,000	-1,039	0,299	1,532	0,126	0,738	0,461	1,900	0,058	3,207	0,002
Höhe/Wachstum des Budgets (Q3.4.3, Q3.5.3, Q3.6.3)	-7,232	0,000	-1,473	0,141	1,836	0,067	2,778	0,006	3,435	0,001	3,809	0,000
Höhe/Senkung der Verwaltungskosten (Q3.4.4, Q3.5.4, Q3.6.4)	-1,888	0,060	-0,713	0,476	0,342	0,733	0,503	0,615	0,819	0,413	2,093	0,037
Operationale Flexibilität der Organisation (Q3.4.5, Q3.5.5, Q3.6.5)	-1,232	0,219	0,945	0,345	1,317	0,188	-0,894	0,371	1,574	0,116	-1,931	0,055

Abbildung: T-Werte und Signifikanzen der Performance nach Budgethöhe in Gruppe CSO-NET

Quelle: eigene Erhebung (N = 1.452)

C47. Performance und Ersteinschätzung [Q1.1] – Mittelwerte

	Zentral.	Föderat.	Konföd..	Netzwerk	andere	Durchsch.	Min	Max	Delta
Anzahl (N)	195	60	32	117	41	445			
Erreichen der Organisationsmission (Q3.4.1, Q3.5.1, Q3.6.1)	3,985 (0,73)	3,706 (0,71)	3,75 (0,64)	3,86 (0,74)	3,927 (0,76)	3,892 (0,73)	3,71	3,98	0,28
Anzahl/Wachstum Individueller Spender und Unterstützer (Q3.4.2, Q3.5.2, Q3.6.2)	3,188 (0,85)	2,967 (0,87)	3,042 (0,8)	3 (0,87)	3,049 (1,04)	3,085 (0,87)	2,97	3,19	0,22
Höhe/Wachstum des Budgets (Q3.4.3, Q3.5.3, Q3.6.3)	3,362 (0,82)	3,128 (0,82)	3,24 (0,59)	3,117 (0,78)	3,472 (0,77)	3,267 (0,8)	3,12	3,47	0,35
Höhe/Senkung der Verwaltungskosten (Q3.4.4, Q3.5.4, Q3.6.4)	3,168 (0,75)	3,111 (0,68)	3,24 (0,53)	3,054 (0,76)	3,211 (0,84)	3,139 (0,74)	3,05	3,24	0,19
Operationale Flexibilität der Organisation (Q3.4.5, Q3.5.5, Q3.6.5)	3,598 (0,83)	3,489 (0,8)	3,625 (0,64)	3,644 (0,78)	3,398 (0,91)	3,579 (0,81)	3,40	3,64	0,25

Abbildung: Mittelwerte und Standardabweichung der Performance nach Ersteinschätzung Gruppe ECOSOC

Quelle: eigene Erhebung (N = 445)

	Zentral.	Föderat.	Konföd..	Netzwerk	andere	Durchsch.	Min	Max	Delta
Anzahl (N)	213	392	106	348	96	1.545			
Erreichen der Organisationsmission (Q3.4.1, Q3.5.1, Q3.6.1)	787	149	73	331	205	1545			
Anzahl/Wachstum Individueller Spender und Unterstützer (Q3.4.2, Q3.5.2, Q3.6.2)	3,953 (0,82)	3,841 (0,85)	3,603 (0,84)	3,922 (0,86)	3,795 (0,87)	3,898 (0,84)	3,60	3,95	0,35
Höhe/Wachstum des Budgets (Q3.4.3, Q3.5.3, Q3.6.3)	3,283 (0,94)	3,065 (0,98)	3,05 (0,93)	3,029 (0,97)	3,042 (0,99)	3,165 (0,96)	3,03	3,28	0,25
Höhe/Senkung der Verwaltungskosten (Q3.4.4, Q3.5.4, Q3.6.4)	3,297 (0,89)	3,21 (0,87)	2,964 (0,84)	3,087 (0,94)	3,063 (1)	3,197 (0,92)	2,96	3,30	0,33
Operationale Flexibilität der Organisation (Q3.4.5, Q3.5.5, Q3.6.5)	3,147 (0,82)	3,031 (0,81)	2,881 (0,77)	2,967 (0,86)	2,979 (0,85)	3,063 (0,83)	2,88	3,15	0,27

Abbildung: Mittelwerte und Standardabweichung der Performance nach Ersteinschätzung Gruppe CSO-NET

Quelle: eigene Erhebung (N = 1.545)

C48. Performance und Ersteinschätzung [Q1.1] – T-Werte

	Zentral.		Föderation		Konföd..		Netzwerk		andere	
	T	Sig.	T	Sig.	T	Sig.	T	Sig.	T	Sig.
Erreichen der Organisationsmission (Q3.4.1, Q3.5.1, Q3.6.1)	2,380	0,018	-2,144	0,033	-1,147	0,252	-0,549	0,583	0,320	0,749
Anzahl/Wachstum Individueller Spender und Unterstützer (Q3.4.2, Q3.5.2, Q3.6.2)	2,202	0,028	-1,134	0,257	-0,318	0,752	-1,234	0,218	-0,282	0,778
Höhe/Wachstum des Budgets (Q3.4.3, Q3.5.3, Q3.6.3)	2,225	0,027	-1,457	0,146	-0,269	0,789	-2,388	0,017	1,721	0,086
Höhe/Senkung der Verwaltungskosten (Q3.4.4, Q3.5.4, Q3.6.4)	0,713	0,476	-0,319	0,750	0,800	0,424	-1,460	0,145	0,658	0,511
Operationale Flexibilität der Organisation (Q3.4.5, Q3.5.5, Q3.6.5)	0,444	0,657	-0,929	0,354	0,414	0,681	1,011	0,313	-1,504	0,133

Abbildung: T-Werte und Signifikanzen der Performance nach Ersteinschätzung Gruppe ECOSOC

Quelle: eigene Erhebung (N = 445)

	Zentral.		Föderation		Konföd..		Netzwerk		andere	
	T	Sig.	T	Sig.	T	Sig.	T	Sig.	T	Sig.
Erreichen der Organisationsmission (Q3.4.1, Q3.5.1, Q3.6.1)	2,615	0,009	-0,864	0,388	-3,069	0,002	0,571	0,568	-1,874	0,061
Anzahl/Wachstum Individueller Spender und Unterstützer (Q3.4.2, Q3.5.2, Q3.6.2)	4,971	0,000	-1,334	0,182	-1,043	0,297	-2,900	0,004	-1,960	0,050
Höhe/Wachstum des Budgets (Q3.4.3, Q3.5.3, Q3.6.3)	4,407	0,000	0,190	0,850	-2,233	0,026	-2,474	0,013	-2,242	0,025
Höhe/Senkung der Verwaltungskosten (Q3.4.4, Q3.5.4, Q3.6.4)	4,109	0,000	-0,483	0,629	-1,911	0,056	-2,369	0,018	-1,549	0,122
Operationale Flexibilität der Organisation (Q3.4.5, Q3.5.5, Q3.6.5)	1,819	0,069	0,193	0,847	-2,351	0,019	-0,055	0,956	-1,312	0,190

Abbildung: T-Werte und Signifikanzen der Performance nach Ersteinschätzung Gruppe CSO-NET

Quelle: eigene Erhebung (N = 1.545)

C49. Performance und Zweiteinschätzung [Q2.6] – Mittelwerte

	Typ1 G	Typ2 I	Typ3 M	Typ4 T	Typ5 K	Durchsch.	Min	Max	Delta
Anzahl (N)	47	124	43	124	35	373			
Erreichen der Organisationsmission (Q3.4.1, Q3.5.1, Q3.6.1)	3,794 (0,79)	3,884 (0,74)	3,868 (0,9)	3,941 (0,63)	3,905 (0,79)	3,892 (0,73)	3,79	3,94	0,15
Anzahl/Wachstum Individueller Spender und Unterstützer (Q3.4.2, Q3.5.2, Q3.6.2)	3,099 (0,91)	3,016 (0,94)	3,124 (1,02)	3,145 (0,74)	3,181 (0,88)	3,097 (0,88)	3,02	3,18	0,16
Höhe/Wachstum des Budgets (Q3.4.3, Q3.5.3, Q3.6.3)	3,206 (0,87)	3,328 (0,82)	3,341 (0,91)	3,196 (0,69)	3,324 (0,95)	3,27 (0,81)	3,20	3,34	0,14
Höhe/Senkung der Verwaltungskosten (Q3.4.4, Q3.5.4, Q3.6.4)	2,979 (0,81)	3,148 (0,73)	3,357 (0,85)	3,132 (0,67)	3,152 (0,76)	3,146 (0,74)	2,98	3,36	0,38
Operationale Flexibilität der Organisation (Q3.4.5, Q3.5.5, Q3.6.5)	3,248 (0,78)	3,669 (0,81)	3,589 (0,97)	3,688 (0,71)	3,343 (0,81)	3,583 (0,81)	3,25	3,69	0,44

Abbildung: Mittelwerte und Standardabweichung der Performance nach Zweiteinschätzung Gruppe ECOSOC

Quelle: eigene Erhebung (N = 373)

	Typ1 G	Typ2 I	Typ3 M	Typ4 T	Typ5 K	Durchsch.	Min	Max	Delta
Anzahl (N)	213	392	106	348	96	1.155			
Erreichen der Organisationsmission (Q3.4.1, Q3.5.1, Q3.6.1)	3,88 (0,95)	3,92 (0,8)	3,86 (0,79)	4,04 (0,76)	3,65 (0,94)	3,92 (0,83)	3,65	4,04	0,38
Anzahl/Wachstum Individueller Spender und Unterstützer (Q3.4.2, Q3.5.2, Q3.6.2)	3,21 (1,07)	3,28 (0,89)	2,99 (0,84)	3,16 (0,95)	2,99 (1,02)	3,18 (0,95)	2,99	3,28	0,30
Höhe/Wachstum des Budgets (Q3.4.3, Q3.5.3, Q3.6.3)	3,12 (1,01)	3,32 (0,82)	3,14 (0,84)	3,22 (0,91)	3,1 (0,92)	3,22 (0,9)	3,10	3,32	0,21
Höhe/Senkung der Verwaltungskosten (Q3.4.4, Q3.5.4, Q3.6.4)	3,07 (0,87)	3,18 (0,79)	2,94 (0,81)	3,04 (0,82)	2,97 (0,8)	3,08 (0,82)	2,94	3,18	0,24
Operationale Flexibilität der Organisation (Q3.4.5, Q3.5.5, Q3.6.5)	3,53 (0,95)	3,66 (0,84)	3,57 (0,84)	3,75 (0,82)	3,45 (0,91)	3,64 (0,86)	3,45	3,75	0,29

Abbildung: Mittelwerte und Standardabweichung der Performance nach Zweiteinschätzung Gruppe CSO-NET

Quelle: eigene Erhebung (N = 1.155)

C50. Performance und Zweiteinschätzung [Q2.6] – T-Werte

	Typ1 G		Typ2 I		Typ3 M		Typ4 T		Typ5 K	
	T	Sig.	T	Sig.	T	Sig.	T	Sig.	T	Sig.
Erreichen der Organisationsmission (Q3.4.1, Q3.5.1, Q3.6.1)	-0,973	0,331	-0,138	0,890	-0,187	0,852	0,976	0,330	0,109	0,913
Anzahl/Wachstum Individueller Spender und Unterstützer (Q3.4.2, Q3.5.2, Q3.6.2)	0,016	0,987	-1,264	0,207	0,211	0,833	0,802	0,423	0,592	0,555
Höhe/Wachstum des Budgets (Q3.4.3, Q3.5.3, Q3.6.3)	-0,581	0,561	0,978	0,329	0,613	0,540	-1,336	0,183	0,414	0,679
Höhe/Senkung der Verwaltungskosten (Q3.4.4, Q3.5.4, Q3.6.4)	-1,658	0,098	0,040	0,968	1,995	0,047	-0,256	0,798	0,056	0,955
Operationale Flexibilität der Organisation (Q3.4.5, Q3.5.5, Q3.6.5)	-3,073	0,002	1,466	0,143	0,048	0,962	1,896	0,059	-1,853	0,065

Abbildung: T-Werte und Signifikanzen der Performance nach Zweiteinschätzung Gruppe ECOSOC

Quelle: eigene Erhebung (N = 373)

	Typ1 G		Typ2 I		Typ3 M		Typ4 T		Typ5 K	
	T	Sig.	T	Sig.	T	Sig.	T	Sig.	T	Sig.
Erreichen der Organisationsmission (Q3.4.1, Q3.5.1, Q3.6.1)	-0,771	0,441	0,116	0,908	-0,843	0,399	3,286	0,001	-3,301	0,001
Anzahl/Wachstum Individueller Spender und Unterstützer (Q3.4.2, Q3.5.2, Q3.6.2)	0,490	0,624	2,684	0,007	-2,475	0,015	-0,510	0,610	-2,040	0,042
Höhe/Wachstum des Budgets (Q3.4.3, Q3.5.3, Q3.6.3)	-1,549	0,123	2,791	0,005	-0,942	0,346	0,041	0,967	-1,283	0,200
Höhe/Senkung der Verwaltungskosten (Q3.4.4, Q3.5.4, Q3.6.4)	-0,218	0,827	2,967	0,003	-1,847	0,065	-0,919	0,358	-1,309	0,191
Operationale Flexibilität der Organisation (Q3.4.5, Q3.5.5, Q3.6.5)	-1,796	0,073	0,685	0,493	-0,889	0,374	2,795	0,005	-2,161	0,031

Abbildung: T-Werte und Signifikanzen der Performance nach Zweiteinschätzung Gruppe CSO-NET

Quelle: eigene Erhebung (N = 1.155).

C51. Koordinationsaspekte [1.2] – Test auf Mittelwertgleichheit

Frage	Gruppe	N	Mittelwert	Mittelwertgleichheit Sig. (2-seitig)	Standardabw.	Standardfehler
1.2.1 [Formal operational and administrative controls Informal, personal and group controls]	ECOSOC	150	2,55	,943	1,245	,102
	CSO	787	2,55		1,301	,046
1.2.2 [High hierarchies and large power distance Low hierarchies and little power distance]	ECOSOC	140	3,38	,126	1,172	,099
	CSO	690	3,20		1,248	,048
1.2.3 [Many rules and regulations Little rules and regulations]	ECOSOC	144	3,29	,040	1,102	,092
	CSO	704	3,07		1,222	,046
1.2.4 [Leadership through authority Leadership through trust]	ECOSOC	143	3,65	,009	1,182	,099
	CSO	723	3,36		1,400	,052

Tabelle: Koordinationsaspekte – Untersuchung auf Mittelwertgleichheit

Quelle: eigene Erhebung, N 830-937.

C52. Koordinationsaspekte [1.2]: Reliabilität

Reliabilitätsstatistiken	
Cronbachs Alpha	Anzahl der Items
,779	4

Zusammenfassung der Fallverarbeitung			
		N	%
Fälle	Gültig	783	51,2
	Ausgeschlossen ^a	745	48,8
	Gesamt	1528	100,0

a. Listenweise Löschung auf der Grundlage aller Variablen in der Prozedur.

Tabelle: Reliabilität Koordinationsaspekte

Quelle: eigene Erhebung, N = 783.

C53. Koordinationsaspekte und Zweiteinschätzung [Q2.6]

	Typ 1 (Global)		Typ 2 (International)		Typ 3 (Multinational)		Typ 4 (Transnational)		Typ 5 (keiner)		Gesamt	
Organisationsstruktur [2.6]	N	MW	N	MW	N	MW	N	MW	N	MW	N	MW
1.2.1 [Formal operational and administrative controls Informal, personal and group controls]	174	2,30	331	2,43	77	2,84	282	2,74	73	2,58	937	2,55
1.2.1 [High hierarchies and large power distance Low hierarchies and little power distance]	150	2,69	284	3,19	66	3,74	267	3,43	63	3,35	830	3,23
1.2.3* [Many rules and regulations Little rules and regulations]	156	2,66	288	3,01	69	3,54	268	3,28	67	3,39	848	3,10
1.2.4 * [Leadership through authority Leadership through trust]	157	2,72	298	3,37	69	3,78	275	3,72	67	3,49	866	3,40
* = Gleiche Mittelwerte zwischen Gruppen ECOSOC und CSO-NET sind bei den Fragen 1.2.3. und. 1.2.4 statistisch nicht hinreichend nachweisbar.												

Tabelle: Koordinationsaspekte – Gesamtmittelwerte

Quelle: eigene Erhebung, N = 830-937.

	1.2.1 [Formal operational and administrative controls Informal, personal and group controls]		1.2.2 [Many rules and regulations Little rules and regulations]		1.2.3 [High hierarchies and large power distance Low hierarchies and little power distance]		1.2.4 [Leadership through authority Leadership through trust]	
	MW	Sig.	MW	Sig.	MW	Sig.	MW	Sig.
Typ 1 (Global)	2,30**	,005	2,66***	,000	2,69***	,000	2,72***	,000
Typ 2 (International)	2,43*	,045	3,01	,096	3,19	,477	3,37	,575
Typ 3 (Multinational)	2,84	,061	3,54**	,002	3,74***	,000	3,78**	,017
Typ 4 (Transnational)	2,74***	,002	3,28***	,004	3,43***	,002	3,72***	,000
Typ 5 (keiner)	2,58	,842	3,39*	,044	3,35	,436	3,49	,583
*** = signifikant mit $p < .001$; ** = signifikant mit $p < .01$; * = signifikant mit $p < .05$ Gleiche Mittelwerte zwischen Gruppen ECOSOC und CSO-NET sind bei den Fragen 1.2.3. und. 1.2.4 statistisch nicht hinreichend nachweisbar								

Tabelle: Koordinationsaspekte: Mittelwerte und Signifikanzen (zum Gruppendurchschnitt)

Quelle: eigene Erhebung, N = 830-937.

Anhang D: Trendaussagen

D1. Meinungstendenzen – Mittelwerte Gesamt [Q5.1]

Frage	Gruppe	N	Mittelwert	Mittelwertgleichheit Sig. (2-seitig)	Standardabw.	Standardfehler
5.1.1 [Competition in the NGO sector has risen]	ECOSOC	282	4,07	,125	,911	,054
	CSO	911	4,18		,997	,033
5.1.2 [Lower income has forced us to cut our organization's budget]	ECOSOC	286	3,17	,000	1,393	,082
	CSO	925	3,57		1,333	,044
5.1.3 [An NGO has to have thorough knowledge to maintain it's uniqueness within the sector]	ECOSOC	285	4,40	,853	,869	,051
	CSO	912	4,39		,966	,032
5.1.4 [PR and fundraising have become a necessity for an NGO]	ECOSOC	289	4,49	,706	,804	,047
	CSO	916	4,47		,924	,031
5.1.5 [A flexible and efficient organizational structure has become increasingly important for NGOs]	ECOSOC	283	4,51	,863	,696	,041
	CSO	897	4,50		,829	,028
5.1.6 [Pooling resources and sharing facilities with other NGOs has become increasingly important]	ECOSOC	288	3,94	,014	1,058	,062
	CSO	910	4,12		1,028	,034
5.1.7 [Cooperations with private sector companies have become increasingly important]	ECOSOC	282	3,61	,004	1,177	,070
	CSO	910	3,84		1,181	,039
5.1.8 [Long-term cooperations of more than 3 years with other NGOs have become increasingly important]	ECOSOC	276	3,81	,000	1,099	,066
	CSO	887	4,07		1,026	,034
5.1.9 [Short-term cooperations of less than a year with other NGOs have become increasingly important]	ECOSOC	276	3,09	,501	1,172	,071
	CSO	893	3,14		1,260	,042
5.1.10 [The rising demand for accountability and performance measurement changes the NGO sector]	ECOSOC	282	4,16	,090	,975	,058
	CSO	881	4,27		1,000	,034
5.1.11 [The idea of social entrepreneurship changes the NGO sector]	ECOSOC	279	3,73	,020	1,030	,062
	CSO	878	3,90		1,062	,036
5.1.12 [Big foundations (i.e. The Gates Foundation, The Global Fund) change the NGO sector]	ECOSOC	243	3,57	,577	1,170	,075
	CSO	817	3,62		1,235	,043

Tabelle: Meinungs- und Tendenzfragen – Untersuchung auf Mittelwertgleichheit

Quelle: eigene Erhebung, N = 1.060–1.211.

Reliabilitätsstatistiken	
Cronbachs Alpha	Anzahl der Items
,803	12

Zusammenfassung der Fallverarbeitung			
		N	%
Fälle	Gültig	854	42,0
	Ausgeschlossen ^a	1179	58,0
	Gesamt	2033	100,0

a. Listenweise Löschung auf der Grundlage aller Variablen in der Prozedur.

Tabelle: Reliabilität der Meinungs- und Tendenzfragen

Quelle: eigene Erhebung, N = 854.

	N	Mittelwert (Minimum = 1, Maximum = 5)	Standard- abweichung
5.1.1 [Competition in the NGO sector has risen]	1.193	4,15*	0,978
5.1.2 [Lower income has forced us to cut our organization's budget]	1.211	3,48	1,358
5.1.3 [An NGO has to have thorough knowledge to maintain it's uniqueness within the sector]	1.197	4,39*	0,944
5.1.4 [PR and fundraising have become a necessity for an NGO]	1.205	4,47*	0,897
5.1.5 [A flexible and efficient organizational structure has become increasingly important for NGOs]	1.180	4,50*	0,799
5.1.6 [Pooling resources and sharing facilities with other NGOs has become increasingly important]	1.198	4,08	1,037
5.1.7 [Cooperations with private sector companies have become increasingly important]	1.192	3,79	1,184
5.1.8 [Long-term cooperations of more than 3 years with other NGOs have become increasingly important]	1.163	4,01	1,049
5.1.9 [Short-term cooperations of less than a year with other NGOs have become increasingly important]	1.169	3,13*	1,240
5.1.10 [The rising demand for accountability and performance measurement changes the NGO sector]	1.163	4,24*	0,995
5.1.11 [The idea of social entrepreneurship changes the NGO sector]	1.157	3,86	1,056
5.1.12 [Big foundations (i.e. The Gates Foundation, The Global Fund) change the NGO sector]	1.060	3,61*	1,220
* Gleiche Mittelwerte der Gruppen ECOSOC und CSO-NET nach T-Test			

Tabelle: Gemeinsame Mittelwerte der Meinungs- und Tendenzfragen

Quelle: eigene Erhebung, N = 1.060–1.211.

D2. Meinungstendenzen [Q5.1] – Herangezogene Kontextfaktoren

Generelle Tätigkeit [Q4.1]	Spezielles Arbeitsfeld [Q4.2]	Alterskategorie [Q4.3] ^a
1 „Operational services and programme support only“ 2 „Advocacy and campaigning only“ 3 „Both: services and advocacy“ 4 „Other“	1 „Culture, Arts and Recreation“ 2 „Education & Research“ 3 „Health“ 4 „Social Services“ 5 „Environment“ 6 „Community and Neighborhood Organizations“ 7 „Civil Liberty Organizations“ 8 „Philanthropy & Donating Charities“ 9 „Churches and Religious Communities“ 10 „International Advocacy and Development Organizations“ 11 „Business & Professional Associations, Unions“ 12 „Other“	1 „0-7“ 2 „8-14“ 3 „15-26“ 4 „27 und älter“
Mitarbeiteranzahl [Q4.4.2] ^b	Budget [Q4.5]	Geografische Herkunft der Org.zentrale [Q4.6] ^c
1 „0-4“ 2 „5-10“ 3 „11-30“ 4 „31 und mehr“	1 „up to 10.000 USD“ 2 „10.000-50.000 USD“ 3 „50.000-250.000 USD“ 4 „250.000-1 Mio. USD“ 5 „over 1 Mio. USD“	<ul style="list-style-type: none"> • Africa • Australia - Oceania • Central Asia • East & Southeast Asia • Europe • Middle East • North America • South Asia • South/Central America and Caribbean
a= Zugrundegelegt sind Quartil- und Klassengrenzen von N = 2.033 siehe Anhang B5 b= Zugrundegelegt sind Quartil- und Klassengrenzen von N = 2.033 siehe Anhang B10 c= Zugrundegelegt sind Quartil- und Klassengrenzen von N = 2.033 siehe Anhang B12		

D3. Wettbewerbsintensität [Q5.1.1]

Q5.1.1: „Competition in the NGO sector has risen“				
		N	Mittelwert (Minimum = 1, Maximum = 5)	Standard- abweichung
[Q4.1] Predomi- nant Activity	Operational services only	206	4,05	,982
	Advocacy and campaigning only	210	4,05	,969
	Both: services and advocacy	617	4,22	,953
	Other	126	4,12	1,093
	Total	1.159		
[Q4.1] Field of work	Culture, Arts and Recreation	19	4,05	1,079
	Education & Research	105	4,26	,821
	Health	85	4,48	,781
	Social Services	128	4,08	1,077
	Environment	81	4,16	,981
	Community and Neighborhood Org.s	94	4,30	,971
	Civil Liberty Organizations	43	3,98	1,144
	Philanthropy & Donating Charities	10	4,10	,738
	Churches and Religious Communities	8	4,25	,886
	International Advocacy and Dev.	308	4,17	,884
	Business & Professional Assoc.	27	3,74	1,059
	Other	265	4,06	1,052
	Total	1.173		
[Q4.4.2] Employed Staff	0-4	276	4,05	1,020
	5-10	283	4,24	,961
	11-30	247	4,13	1,040
	31 und mehr	298	4,25	,820
	Total	1.104		

Tabelle: Mittelwerte Tendenzfrage zu Wettbewerbsintensität [Q5.1.1]

Quelle: eigene Erhebung, N = 1.104–1.173.

D4. Verminderte Einnahmen [Q5.1.2]

Q5.1.2: „Lower income has forced us to cut our organization's budget“				
		N	Mittelwert (Minimum = 1, Maximum = 5)	Standard- abweichung
[Q4.3] Age	0-7*	304	3,57	1,360
	8-14*	300	3,70	1,369
	15-26	309	3,44	1,344
	27 und älter*	298	3,18	1,308
	Total	1.211		
[Q4.5] Budget	up to 10.000 USD*	170	3,75	1,354
	10.000 - 50.000 USD*	231	3,71	1,329
	50.000 - 250.000 USD*	248	3,64	1,258
	250.000 - 1 Mio. USD	227	3,39	1,324
	over 1 Mio. USD*	266	3,06	1,383
	Total	1.142		
[Q4.6] HQ Region	Europe*	331	3,20	1,363
	Central Asia	8	4,00	1,195
	East & Southeast Asia	50	3,62	1,308
	Middle East	45	3,40	1,321
	South Asia*	198	3,67	1,242
	Africa*	341	3,72	1,322
	South/Central America and Caribbean	50	3,46	1,373
	North America*	171	3,29	1,416
	Australia - Oceania	17	3,06	1,749
	Total	1.211		
* Signifikante Mittelwertunterschiede zwischen den Gruppen				

Tabelle: Mittelwerte Tendenzfrage zu verminderten Einnahmen [Q5.1.2]

Quelle: eigene Erhebung, N = 1.142–1.211.

Verminderte Einnahmen [Q5.1.2] nach Wichtigkeit der Spender [Q3.1]

Importance of Donors	Mittelwert	N	Standardabw.
Private Individuals=5	3,60	407	1,419
Foundations=5	3,69	341	1,419
Business=5	3,80	183	1,362
Governments=5	3,42	306	1,454
Internat. Organizations=5	3,74	417	1,294
other=5	3,71	190	1,394
Gesamt (mind. 5 in einer Kategorie)	3,50	942	1,383

Tabelle: Mittelwerte Tendenzfrage zu verminderten Einnahmen [Q5.1.2] nach wichtigsten Hauptspendern [Q3.1]

Quelle: eigene Erhebung, N = 183–942.

Verminderte Einnahmen [Q5.1.2] nach Budgetentwicklung [Q3.2]

3.2. Budget Redu- ziert	Mittelwert	N	Standardabweichung
Overall decrease	3,95	373	1,223
No change	3,03	181	1,372
Overall increase	3,33	602	1,343

Tabelle: Mittelwerte Tendenzfrage zu verminderten Einnahmen [Q5.1.2] nach genereller Budgetentwicklung [Q3.2]

Quelle: eigene Erhebung, N = 181–602.

D5. Budgetentwicklung [Q3.2]

			Häufigkeit	Gültige Prozente
Gültig	Decrease	> 30%	222	11,6
		20 – 30%	124	6,5
		10 – 20%	149	7,8
		1 – 10 %	110	5,8
	no change	0%	308	16,1
	Increase	1 – 10 %	377	19,7
		10 – 20%	300	15,7
		20 – 30%	144	7,5
		> 30%	177	9,3
		Gesamt	1911	100,0

Tabelle: Häufigkeiten der Budgetentwicklung [Q5.2]

Quelle: eigene Erhebung, N = 1.911.

Budgetentwicklung und generelle Tätigkeit

Verarbeitete Fälle						
Q3.2 RED_MAX * n. vorrangiger Tätigkeit	Fälle					
	Gültig		Fehlend		Gesamt	
	N	Prozent	N	Prozent	N	Prozent
	1.826	90%	207	10%	2.033	100%

Budgetveränderung					
	Nach vorrangiger Tätigkeit				Gesamt
	Advocacy	Operational	Beides	andere	
Budget-Decrease	117	94	292	83	586
Stagnation / Increase	186	242	627	185	1.240
	303	336	919	268	1.826

Chi-Quadrat-Tests			
	Wert	df	Asymptotische Signifikanz (2-seitig)
Chi-Quadrat nach Pearson	8,723	3	,033
Anzahl der gültigen Fälle	1826		

Tabelle: Häufigkeiten der Budgetentwicklung [Q3.2] nach genereller Tätigkeit [Q4.1]

Quelle: eigene Erhebung, N = 1.826.

Budgetentwicklung und spezieller Arbeitsbereich

Verarbeitete Fälle						
Q3.2 RED_MAX * Nach spezifischem Arbeitsbereich	Fälle					
	Gültig		Fehlend		Gesamt	
	N	Prozent	N	Prozent	N	Prozent
	1.845	91%	188	9%	2.033	100%

Budgetveränderung												
Budget change	Nach spezifischem Arbeitsbereich											
	Int. Advoc.	Educ. tion & Res.	Comm-unity Org.	Social Services	Health Org	Environ-ment	Civil Liberty Org.	Culture	Busi-ness Assoc.	Philan-thropy	Chur-ches	other
-Decrease	155	72	76	70	53	49	50	21	12	5	9	12
Stagnation / Increase	371	181	142	122	129	104	63	47	53	23	13	13
	526	253	218	192	182	153	113	68	65	28	22	25

Chi-Quadrat-Tests			
	Wert	df	Asymptotische Signifikanz (2-seitig)
Chi-Quadrat nach Pearson	25,946	11	,007
Anzahl der gültigen Fälle	1845		

Tabelle: Häufigkeiten der Budgetwicklung [Q3.2] nach speziellem Arbeitsbereich [Q4.2]

Quelle: eigene Erhebung, N = 1.845.

Budgetentwicklung und Budgetgröße

Verarbeitete Fälle						
Q3.2 RED_MAX * Reduziertes Budget auf 4 Dimensionen	Fälle					
	Gültig		Fehlend		Gesamt	
	N	Prozent	N	Prozent	N	Prozent
	1805	89%	228	11%	2.033	100%

Budgetveränderung				
	Reduziertes Budget auf 4 Dimensionen			
	up to 250.000 USD	250.000 - 1 Mio USD	1 - 5 Mio USD	over 5 Mio USD
Budget-Decrease	359	114	55	45
Stagnation / Increase	691	257	140	144
Anzahl	1050	371	195	189

Chi-Quadrat-Tests			
	Wert	df	Asymptotische Signifikanz (2-seitig)
Chi-Quadrat nach Pearson	9,696	3	,021
Anzahl der gültigen Fälle	1805		

Tabelle: Häufigkeiten der Budgetwicklung [Q3.2] nach Budgetgröße [Q4.5]

Quelle: eigene Erhebung, N = 1.805.

Budgetveränderung und Herkunft

Verarbeitete Fälle						
Q3.2 RED_MAX * Nach Herkunft	Fälle					
	Gültig		Fehlend		Gesamt	
	N	Prozent	N	Prozent	N	Prozent
	1.911	94%	122	6%	2.033	100%

Budgetveränderung									
Nach Herkunft									
	Europa	Afrika	Nord-amerika	Süd-asien	S.Amerika /Karibik	Südost-asien	Mittlerer Osten	Australien-Ozeanien	Zentral-asien
Budget-Decrease	169	167	86	74	41	22	29	11	6
Stagnation / Increase	315	343	218	233	64	52	49	25	7
Anzahl	484	510	304	307	105	74	78	36	13

Chi-Quadrat-Tests			
	Wert	df	Asymptotische Signifikanz (2-seitig)
Chi-Quadrat nach Pearson	17,505	8	,025
Anzahl der gültigen Fälle	1911		

Tabelle: Häufigkeiten der Budgetwicklung [Q3.2] nach Herkunft [Q4.6]

Quelle: eigene Erhebung, N = 1.911.

D6. Spezialisierungswissen [Q5.1.3]

Q5.1.3: „An NGO has to have thorough knowledge to maintain it's uniqueness within the sector“				
	GRP3: Q4.1: Please classify your organization's predominant activity:	N	Mittelwert (Minimum = 1, Maximum = 5)	Standard- abweichung
[Q4.1]	Operational services only	210	4,40	,903
	Advocacy and campaigning only	209	4,22	1,029
	Both: services and advocacy	620	4,43	,925
	Other	126	4,48	,944
	Total	1.165		
[Q4.4.2]	0-4	281	4,35	,877
	5-10	285	4,46	,940
	11-30	245	4,37	1,027
	31 und mehr	297	4,49	,797
	Total	1.108		
[Q4.5]	up to 10.000 USD*	169	4,21	1,112
	10.000 - 50.000 USD	231	4,39	,989
	50.000 - 250.000 USD	248	4,45	,889
	250.000 - 1 Mio. USD	221	4,41	,928
	over 1 Mio. USD*	262	4,52	,746
	Total	1.131		

* Signifikante Mittelwertunterschiede zwischen den Gruppen

Tabelle: Mittelwerte Tendenzfrage zu Spezialisierungswissen [Q5.1.3]

Quelle: eigene Erhebung, N = 1.108–1.165.

D7. PR and Fundraising [Q5.1.4]

Q5.1.4: „PR and fundraising have become a necessity for an NGO“				
		N	Mittelwert (Minimum = 1, Maximum = 5)	Standard- abweichung
[Q4.1]	Operational services only	216	4,44	,933
	Advocacy and campaigning only*	211	4,30	,976
	Both: services and advocacy*	619	4,54	,843
	Other	125	4,43	,936
	Total	1.046		
[Q4.4.2]	0-4	284	4,46	,891
	5-10*	286	4,37	,999
	11-30	248	4,53	,867
	31 und mehr*	300	4,59	,742
	Total	1.118		
[Q4.5]	up to 10.000 USD*	170	4,29	1,102
	10.000 - 50.000 USD	235	4,45	,979
	50.000 - 250.000 USD	249	4,56	,792
	250.000 - 1 Mio. USD	221	4,43	,900
	over 1 Mio. USD*	263	4,59	,681
	Total	1.138		
* Signifikante Mittelwertunterschiede zwischen den Gruppen				

Tabelle: Mittelwerte Tendenzfrage zu PR und Fundraising [Q5.1.4]

Quelle: eigene Erhebung, N = 1.142–1.211.

D8. Gemeinsame Ressourcennutzung [Q5.1.6]

Q5.1.6: „Pooling resources and sharing facilities with other NGOs has become increasingly important“				
		N	Mittelwert (Minimum = 1, Maximum = 5)	Standard- abweichung
Q4.3 Age Class Reduced	0-7*	299	4,15	1,049
	8-14	299	4,13	1,061
	15-26	311	4,12	,989
	27 und älter*	289	3,90	1,036
	Total	1.198		
Q4.5 Budget	up to 10.000 USD*	164	4,21	1,042
	10.000 - 50.000 USD*	228	4,21	,992
	50.000 - 250.000 USD*	253	4,18	1,006
	250.000 - 1 Mio. USD	226	4,02	1,015
	over 1 Mio. USD*	263	3,86	1,061
	Total	1.134		
Q4.6 Headquarter HQ-Region	Africa*	333	4,28	,970
	Australia - Oceania	16	4,19	,981
	Central Asia	8	3,75	1,389
	East & Southeast Asia	53	4,08	1,089
	Europe*	334	3,90	1,035
	Middle East	46	3,70	1,209
	North America	168	4,05	1,016
	South Asia	189	4,18	1,016
	South/Central America and Caribbean	51	3,98	1,122
	Total	1.198		
* Signifikante Mittelwertunterschiede zwischen den Gruppen				

Tabelle: Mittelwerte Tendenzfrage zu gemeinsamer Ressourcennutzung [Q5.1.6]

Quelle: eigene Erhebung, N = 1.134–1.198.

D9. Kooperationen mit Privatunternehmen [Q5.1.7]

Q5.1.7: „Cooperations with private sector companies have become increasingly important“				
		N	Mittelwert (Minimum = 1, Maximum = 5)	Standard- abweichung
[Q4.1] Predomi- nant Activity	Operational services only*	211	3,82	1,161
	Advocacy and campaigning only*	203	3,45	1,227
	Both: services and advocacy*	616	3,87	1,182
	Other*	129	3,91	1,046
	Total	1.159		
[Q4.2] Field of Work	Culture, Arts and Recreation	23	4,04	1,022
	Education & Research*	106	3,99	1,091
	Health	86	3,95	1,187
	Social Services	126	3,83	1,115
	Environment	81	3,57	1,274
	Community and Neighborhood Org.*	93	4,13	1,024
	Civil Liberty Organizations	42	3,64	1,284
	Philanthropy & Donating Charities*	11	4,55	,688
	Churches and Religious Communities	8	3,63	1,302
	International Advocacy and Dev.*	307	3,51	1,189
	Business & Professional Assoc.	29	4,24	1,023
	Other	260	3,85	1,210
	Total	1.172		
[Q4.3] Age	0-7*	298	4,00	1,116
	8-14*	291	3,93	1,199
	15-26*	311	3,72	1,171
	27 und älter*	292	3,50	1,191
	Total	1.192		
[Q4.6] HQ Region	Europe*	329	3,47	1,220
	Central Asia	7	3,57	1,618
	East & Southeast Asia	51	3,84	1,206
	Middle East	49	3,90	1,065
	South Asia*	191	3,83	1,153
	Africa*	333	4,05	1,112
	South/Central America and Caribbean	50	3,86	1,262
	North America	166	3,80	1,115
	Australia - Oceania	16	3,81	1,515
	Total	1.192		
* Signifikante Mittelwertunterschiede zwischen den Gruppen				

Tabelle: Mittelwerte Tendenzfrage zu Kooperationen mit Privatunternehmen [Q5.1.7]

Quelle: eigene Erhebung, N = 1.134–1.198.

D10. Langfristige Kooperationen [Q5.1.8]

Q5.1.8: „Long-term cooperations of more than 3 years with other NGOs have become increasingly important“				
		N	Mittelwert (Minimum = 1, Maximum = 5)	Standard- abweichung
[Q4.3] Age	0-7*	294	4,06	1,084
	8-14*	289	4,13	1,013
	15-26*	298	4,06	,973
	27 und älter*	282	3,77	1,091
	Total	1.163		
[Q4.5] Budget	up to 10.000 USD	157	3,99	1,106
	10.000 - 50.000 USD*	229	4,18	1,035
	50.000 - 250.000 USD	238	4,11	,968
	250.000 - 1 Mio. USD	220	4,00	1,071
	over 1 Mio. USD*	256	3,79	1,035
	Total	1.100		
[Q4.6] HQ Region	Europe*	317	3,82	,998
	Central Asia	8	4,38	,916
	East & Southeast Asia	47	4,02	1,073
	Middle East	47	3,96	1,122
	South Asia*	186	4,05	1,072
	Africa*	329	4,21	1,011
	South/Central America and Caribbean	50	3,96	1,228
	North America*	162	3,89	1,051
	Australia - Oceania	17	4,24	1,033
	Total	1.163		
* Signifikante Mittelwertunterschiede zwischen den Gruppen				

Tabelle: Mittelwerte Tendenzfrage zu langfristigen Kooperationen [Q5.1.8]

Quelle: eigene Erhebung, N = 1.100–1.163.

D11. Kurzfristige Kooperationen [Q5.1.9]

Q5.1.9: „Short-term cooperations of less than a year with other NGOs have become increasingly important“				
		N	Mittelwert (Minimum = 1, Maximum = 5)	Standard- abweichung
[Q4.6] HQ Region	Europe	317	3,15	1,124
	Central Asia	8	2,63	1,302
	East & Southeast Asia	50	3,40	1,088
	Middle East	47	3,15	1,179
	South Asia	183	3,10	1,299
	Africa	332	2,90	1,341
	South/Central America and Caribbean	50	3,62	1,338
	North America	166	3,37	1,114
	Australia - Oceania	16	3,00	1,211
	Total	1.169		

Tabelle: Mittelwerte Tendenzfrage zu kurzfristigen Kooperationen [Q5.1.9]

Quelle: eigene Erhebung, N = 1.169.

D12. Rechenschaftspflichten [Q5.1.10]

Q5.1.10: „The rising demand for accountability and performance measurement changes the NGO sector“				
		N	Mittelwert (Minimum = 1, Maximum = 5)	Standard- abweichung
[Q4.1] Predomi- nant Activity	Operational services only	204	4,14	1,110
	Advocacy and campaigning only*	201	4,10	1,055
	Both: services and advocacy*	600	4,34	,917
	Other	125	4,19	1,006
	Total	1.130		
[Q4.4.2] Employed Staff	0-4*	274	4,07	1,028
	5-10	274	4,28	,997
	11-30	241	4,29	1,056
	31 und mehr*	290	4,35	,869
	Total	1.079		
[Q4.5] Budget	up to 10.000 USD*	167	4,06	1,150
	10.000 - 50.000 USD	223	4,26	1,049
	50.000 - 250.000 USD	239	4,29	,924
	250.000 - 1 Mio. USD	213	4,21	,950
	over 1 Mio. USD*	256	4,39	,847
	Total	1.098		
* Signifikante Mittelwertunterschiede zwischen den Gruppen				

Tabelle: Mittelwerte Tendenzfrage zu Rechenschaftspflichten [Q5.1.10]

Quelle: eigene Erhebung, N = 1.030–1.098.

D13. Social Entrepreneurship [Q5.1.11]

5.1.11: „The idea of social entrepreneurship changes the NGO sector“				
		N	Mittelwert (Minimum = 1, Maximum = 5)	Standard- abweichung
[Q4.2] Field of Work	Culture, Arts and Recreation	21	4,00	,775
	Education & Research*	105	4,12	,895
	Health	84	3,80	1,039
	Social Services	122	3,90	1,056
	Environment*	76	3,61	1,047
	Community and Neighborhood Org.*	90	4,17	1,052
	Civil Liberty Organizations	40	3,83	1,152
	Philanthropy & Donating Charities	10	3,70	1,160
	Churches and Religious Communities	8	3,88	,641
	International Advocacy & Developm.*	299	3,75	1,105
	Business & Professional Assoc.	27	3,78	1,050
	Other	256	3,84	1,049
	Total	1.138		
[Q4.3] Age	0-7*	292	3,96	1,131
	8-14	289	3,93	1,055
	15-26	294	3,86	1,007
	27 und älter*	282	3,68	1,010
	Total	1.157		
[Q4.5] Budget	up to 10.000 USD*	165	4,05	1,037
	10.000 - 50.000 USD	227	3,90	1,047
	50.000 - 250.000 USD*	234	3,94	,943
	250.000 - 1 Mio. USD	215	3,72	1,089
	over 1 Mio. USD	250	3,77	1,102
	Total	1.091		
[Q4.6] HR Region	Europe	313	3,70	1,035
	Central Asia	6	3,67	1,211
	East & Southeast Asia	49	4,06	1,008
	Middle East	43	3,47	1,032
	South Asia	190	4,00	1,074
	Africa	322	3,93	1,121
	South/Central America and Caribbean	49	3,82	,972
	North America	168	3,92	,941
	Australia - Oceania	17	3,94	1,029
	Total	1.157		
* Signifikante Mittelwertunterschiede zwischen den Gruppen				

Tabelle: Mittelwerte Tendenzfrage zu Social Entrepreneurship [Q5.1.11]

Quelle: eigene Erhebung, N = 1.091–1.157.

D14. Großstiftungen [Q5.1.12]

5.1.12: „Big foundations (i.e. The Gates Foundation, The Global Fund) change the NGO sector“				
		N	Mittelwert (Minimum = 1, Maximum = 5)	Standard- abweichung
[Q4.6] HQ Region	Europe	258	3,50	1,106
	Central Asia	6	3,83	,983
	East & Southeast Asia	44	3,55	1,066
	Middle East	41	3,32	1,293
	South Asia	182	3,42	1,367
	Africa	312	3,74	1,227
	South/Central America and Caribbean	46	3,50	1,261
	North America	157	3,89	1,182
	Australia - Oceania	14	3,57	1,016
	Total	1.060		

Tabelle: Mittelwerte Tendenzfrage zu Großstiftungen [Q5.1.12]

Quelle: eigene Erhebung, N = 1.060.

D15. Ausgewählte Kommentare Umfrageteilnehmer [Q5.2]

Generelle Wettbewerbseinflüsse

Wirtschaftsentwicklung

- „Funding from international agencies no longer come to NGOs they rather fund government institutions“
(Kommentar 1 / Quelle: 1ECOSOC-G2n_587NG)
- „NGO's are a poor stepsister in the international scene especially at the UN. Countries run roughshod over NGO agenda and power.“
(Kommentar 2 / Quelle: 2CSO-G4b_2229US)
- „NGO's Does not asks for funds, Dont think that NGO in India are working only for the Money Purpose. there are some social and ethical values in the people of indians, they will run the NGO only for the sake of poor peoples [...]“
(Kommentar 3 / Quelle: 2CSO-G4b_858IN)
- „Our organisation has closed its doors in late 2010 due to lack of funding.“
(Kommentar 4 / Quelle: 1ECOSOC-G4b_691CH)
- „The final crises has contributed a lot in the scaling down of NGO OPERATIONS.“
(Kommentar 5 / Quelle: 1ECOSOC-G1i_1170SN)
- „The impact of the Global Financial Crises on availabilty of Funds for NGos has been under sever pressure since 2008.It is increasingly very difficult to access funds for de-velopment“
(Kommentar 6 / Quelle: 2CSO-G3a_1666NG)
- „The NGOs in Africa, especially Nigeria, are not doing well because of poor funds for their lofty earmarked projects.“
(Kommentar 7 / Quelle: 2CSO-G3a_3672NG)
- „UN agencies needs to enhance their financial support to NGOs at national and interna-tional levels“
(Kommentar 8 / Quelle: 1ECOSOC-G4b_284TH)

Wettbewerbsdruck durch Geldgeber

- „Actually, NGOs are changing in the corporate world, due to the needs of access to re-sources. Some sponsors are defining how NGOs should act, which is not necessarily good. Sometimes, receive funds and grants means losing autonomy to accomplish our goals. The great challenge for NGOs is to get access to resources while meeting our community goals, which should be evaluated with parameters adapted to that reality.“
(Kommentar 9 / Quelle: 1ECOSOC-G4b_1905MU)
- „As the big foundations except for some big NGO collaborate with gouvernements only (unfortunately) they don't have much influence on the NGO sector.“
(Kommentar 10 / Quelle: 2CSO-G4b_1389CM)
- „Big donors gives funds to international orginisations not to national NGO's“
(Kommentar 11 / Quelle: 2CSO-G2n_1502BR)
- „Big Foundations are favouring international NGOs at the expenses of local and com-munity based organisations. International organisations are also competing with smaller NGOs in the field intead of supporting them through sub-granting them.“
(Kommentar 12 / Quelle: 1ECOSOC-G3a_1295US)
- „BIG FOUNDATIONS SHOULD TARGET GRASSROOT ORGANISATIONS“
(Kommentar 13 / Quelle: 1ECOSOC-G3a_987DE)
- „Big NGOs and Foundations do not work with small NGOs directly, this is not a good practice, as growing NGOs will always be left behind.“
(Kommentar 14 / Quelle: 2CSO-G3a_1619GE)

- „For years now, it is very difficult for small Organizations like mine to benefit from Big foundations as all the time their financial policies side-line us and they in most cases not willing to cooperate with us based on our capacity of operation and of course the bargaining power, among others. Cooperation of Big foundations with small Organizations which are surely on the ground will help to advance development in our communities as in most cases we just lack in the financial support to drive our proposed activities and those whom the big foundations consider in most cases don't pass the support to the intended projects down in the poor villages.”
(Kommentar 15 / Quelle: 2CSO-G2n_2486ZW)
- „Local NGOs operating in rural local areas are not known by Funders and it is becoming increasing difficult to resource themselves in operation. Funders should not only depend on electronic media in selecting who to sponsor rather country reps or agents should be engaged to oversee such NGOs where they cannot be reached electronically. Do not have them! How do fund Local rural NGOs with means of internet? They are the bases of the development and cannot be ignored because they cannot be reached by these modern methods.“
(Kommentar 16 / Quelle: 2CSO-G2n_1472UG)
- „NGO SECTOR IS GETTING MORE COMMERCIALISED AND BIG MONEY IS PUMPED INTO THESE SECTOR FOR LARGE NGOS. THE ETHICS OF THESE NGOS HAVE CHANGED. THE SMALL NGO ARE THE LOOSERS.“
(Kommentar 17 / Quelle: 2CSO-G3a_1408UG)
- „Policy of International NGOs/ Donors keep changing that policy do not comply with the local needs / development process. Hence the NGOs become vulnerable to keep changing their gears to avail the funds that are not necessarily needed for their ongoing development process. This diverts their vision and mission and ultimately miss the envisaged goal. The out come result is waste of time, money and misguiding the beneficiaries / stakeholders in their development process. Therefore, there should be Donor / NGOs consultation before changing the policy of the Donors. There should be inclusive policy of the region that Donor intent to work for. Because the NGOs are at the grass root on day to day basis. Only NGOs can give the correct inputs for the policy makers.”
(Kommentar 18 / Quelle: 2CSO-G3a_2485BD)
- „Some donors want to see that your NGO is big before they support you. i think that should not be the case.the credibility, reliability and trust worthiness of one's organisation must qualify him for donation.because one must be small to be big.“
(Kommentar 19 / Quelle: 2CSO-G4b_1903BD)
- „Such big foundations only funds already strong organizations which possess bigger budgets and technical proposals while leaving grassroot NGOs unfunded yet the're the ones doing 80% of the community development work. Such attitude should be changed and let them establish a system to help small NGOs in preparing there project proposals and not to consider whether they have ever received a big grant.“
(Kommentar 20 / Quelle: 2CSO-G4b_1973IN)
- „The development of NGOs depend of cooperaion with donors. Mostly, there are problems related to cooperate with donors and receive fiancial aid from them. We always face with with this problem.“
(Kommentar 21 / Quelle: 2CSO-G3a_3447CH)
- „There should be more flexiblity on terms of references/conditions set out for NGOs applying for grants from such big foundations and organisations especially for young and upcoming NGOs“
(Kommentar 22 / Quelle: 1ECOSOC-G2n_2770IN)
- „We have never received any funds from any big foundation so not sure of any impact on organizations“
(Quelle: 2CSO-G4b_886IN)

- “Yes, It would be advisable if the big foundations like USAID, Bill Gate Foundation, Global Fund and CDC funds local NGOs with grants to implement their services from the local-national levels. It is pertinent to do this which will encourage local NGOs around the world to improve.”
(Kommentar 23 / Quelle: 2CSO-x-ip_73US)
- „Funding procedures such as bidding has changed the dynamics of the NGO sector. Bidding does not necessary ensure quality delivery. Rather the old-fashioned NGO identification and negotiation was better.“
(Kommentar 24 / Quelle: 2CSO-G3a_1503GH)

Substitute durch neue Hilfsansätze

- „I think the questionnaire is quite probing and interesting. The general perspectives of the NGO sector also bring to bare issues of social entrepreneurship”
(Kommentar 25 / Quelle: 2CSO-G2n_232US)
- „NGOs involved in for profit activities are being more important these days for the corporate sector and government. But NGOs with non-profit nature are facing trouble as external donor funding is scaling down.”
(Kommentar 26 / Quelle: 1ECOSOC-G2n_123AZ)
- „The changes being imposed by the likes of Gates and social entrepreneurship are not a positive and will hurt the NGO community and services in the long term“ (Kommentar 27 / Quelle: 2CSO-G1i_3151LB)
- „We should emphasize more on the aspect of social entrepreneurship than the conventional NGO concept. Let Donors redesign their grant requirements to give fund to human capacity built in developing countries“
(Kommentar 28 / Quelle: 2CSO-G1i_3717US)

Zunehmende Anzahl von Wettbewerbern

- “As a religious organization, we serve a niche market and don't experience much organizational competition. We see growth of our membership in our future, but have long had flat growth rates.”
(Kommentar 29 / Quelle: 2CSO-G2n_2013GH)
- „The established foundations are not open/willing to support nor recognized volunteer base organizations. 2) Competition is very high to obtain funding in the conventional ways that also require collaborations-partnerships that seemingly only appears on the high-level/intergovernmental or in between well established organizations.“
(Kommentar 30 / Quelle: 2CSO-G3a_2724NG)
- „ngo world in africa has really become competitive ,it involves too much of public relations.”
(Kommentar 31 / Quelle: 1ECOSOC-G1i_558US)
- „Over the last 2/3 decades what I observe is that the NGO sector is probably in its toughest phase so far, atleast in India. Whereas international donors tend to withdraw, assuming that the country has already developed a lot, some of the existing donors have made their norms tough, and the bidding becomes a complex & highly competitive affair if the donor is a governmental agency. In India, following corruption by some NGOs and with suspected involvement of some in anti-governmental activities, rules are getting strict and the latest version of Foreign Currency Regulation Act has really been a set back for the NGO sector. Internally, while donors normally ask for higher programme cost than administrative cost, that too with limited budget, volunteerism is being fast replaced by a kind of semi-corporate professionalism which comes with professional institutes and students with such background normally prefer less field work, more salary & other facilities, and think laptop & internet are a must whereas limited budget doesn't help the NGO to meet many of these expectations which is why such staffs are likely to frequently change organizations. At the same time working with gov-

ernment agencies has become difficult because of the bureaucratic set up there. This is in brief.“

(Kommentar 32 / Quelle: 2CSO-G4b_2797KE)

- „There are too many NGO's. Many of them walk around with a limited function and are one men shows.“
(Kommentar 33 / Quelle: 2CSO-G3a_1944KI)
- „Indegenours NGOs struggle to maintain their local specific expertise with the rise of several branches of international organisations eating much of the funds for Indian NGOs. Their focus has shifted to 'quick results' 'high visiibility' and sustainability is lost in that milieu.“
(Kommentar 34 / Quelle: 2CSO-G1i_2581NG)

Erhöhte Kontrolle

- „Yes. Many of these developments are to be welcomed. Traditional NGOs need to be shaken from their complacency and performance measurement and engagement with the private sector and foundations is doing just that. It is a question of balance between traditional logical and important or necessary roles and being more hard edged, performance driven and innovative.“
(Kommentar 35 / Quelle: 2CSO-G2n_617UG)
- „Accountability is the name of the game -- see the NGO addendum to the GRI G3“
(Kommentar 36 / Quelle: 2CSO-G1i_918IE)
- „NGOs have to function much more like corporates, which is a good thing in some ways like rigour in administration and record keeping, but a disadvantage in others. Funding constraints force some NGOs to follow different aims from original ones. The demand for sustainability and low admin costs from funders is ill informed and counter productive in some settings“
(Kommentar 37 / Quelle: 2CSO-G4b_1638NG)
- „There is increasing pressure from donors to report on quantitative indicators, whereas change processes are often more qualitative. Donors also tend to favor short-term interventions for longterm changes, and do not really reward innovation, which may not have short term visible results.“
(Kommentar 38 / Quelle: 2CSO-G3a_2148US)
- „Transparency and accountability of NGOs is essential. The ability to manage NGO to sustainability is also increasingly necessary. NGO we are able to perform normal activities, although without a donor in the last 5 years.“
(Kommentar 39 / Quelle: 2CSO-G3a_2678IN)
- „younger generation is more skeptical about NGO work and accountability and performance measurement becomes key.“
(Kommentar 40 / Quelle: 2CSO-G3a_2204US)

Konsequenzen für Strategie und Struktur der NGOs

Kooperationen mit NGOs

- „Collaboration between NGOs is useful but difficult, due to differing mandates, budgets and donors.“
(Kommentar 41 / Quelle: 2CSO-G4b_1790CH)
- „Cooperation among NGO's is increasingly becoming a norm in the NGO management. Sourcing for funding should also be coordinated by funders and the NGO fraternity as well. Regional NGO's working in similar fields should jointly submit funding proposal to donors so that many people access services as opposed to one organization to be given funding yet it only covers a small area that might not even be the problem epicenter in that particular region. Its in my recommendation that, funding should be wide spread“

to ngos working in the similar field in distance areas. In South Africa for example, NGO's from Johannesburg frequently get more funding than ngo's in Northern Cape Province, yet the number of unservices districts in Western and Northern cape provinc-es out way that of Johannesburg. So even if the problem is to be addressed in Johan-nesburg, South Africa would not have solved its prevalence rate as many people would still be lucking awareness programs and campaigns in relation to HIV/AIDS prevention, treatment, care and support. Another issue that have to be high lighted is the issue of sustainability of projects after funding. [...]"

(Kommentar 42 / Quelle: 2CSO-G3a_844DE)

- „I would like to see more communication among the NGO's associated with the UN. There was supposed to be an online webring called IRENE at one time, but we haven't seen any information about how to join and communicate with other NGOs.“
(Kommentar 43 / Quelle: 2CSO-x-ip_977CH)
- „It's not that long or short term cooperations have become „increasingly“ important... they have always been important! They expand the capacity of all involved. A comment on a prior question: generally it's assumed an organization must strive to keep its ad-ministrative costs down. As a small organization, we are trying to get our administration costs up. That is, we have been struggling with a small overworked staff (and we are not alone in this) and wish we could afford to spend 10% of our project money on ad-ministration and adequately pay our staff. There's a limit to lowering your administrative costs as a goal! Let the big NGOs with 6-digit salaries lower their administration costs. And last point: the rising demand for accountability in the NGO sector is extremely im-portant! Our credibility in the communities in which we work is at stake... in addition to our funders. NGOs are often seen as paying themselves too well and living lavishly in sharp contrast to those they propose to help. Living moderately, financial transparency, and open dialogue with the community are all key to successful programs.“
(Kommentar 44 / Quelle: 2CSO-G3a_1546ID)
- „NGOs have to learn to work in an associative way with others!“
(Kommentar 45 / Quelle: 2CSO-G1i_953US)
- „Our alliance was born from the desire of our members to manage their overseas de-velopment programmes more efficiently and to further their vision of social justice col-lectively. So joint work and cooperation is the fabric of the alliance which, as an exten-sion, has led us to be more open to working together with like-minded organisations“
(Kommentar 46 / Quelle: 1ECOSOC-G1i_210US)
- „Some NGOs with financial means instead of partnership come to others poor NGOs to take theirs ideas and shemes and after they run away.“
(Kommentar 47 / Quelle: 2CSO-G3a_1572ZA)
- „we need assistance from bigger organisations to help us thrive in our quest“
(Kommentar 48 / Quelle: 2CSO-G2n_3263US)
- „Permanent cooperation between NGOs is usually very hard to achieve, if not impossi-ble, due to competition, disparate goals, disparate expectations, differences in outlook, competences and so forth.“
(Kommentar 49 / Quelle: 2CSO-G3a_2643US)
- „strong NGOs are less influenced if at all by funders. cooperation usually rests on com-mon objectives. nonetheless they are affected by the general competition on the terrain“
(Kommentar 50 / Quelle: 1ECOSOC-G2n_3624UY)

Kooperationen mit Privatunternehmen

- „At least in our field, cooperation with the private sector is usually impossible because the respective goals are somewhat incompatible.“
(Kommentar 51 / Quelle: 2CSO-G3a_2643US)

- „Unfortunately, we do not receive either large foundation grants and NEVER take money from either the business or government sectors. Therefore, we have financially struggled. What we do have is a committed volunteer membership who advocate for social justice.“
(Kommentar 52 / Quelle: 1ECOSOC-G1i_1177BE)
- „We have a system of Corporate Social Responsibility (CSR) in Mauritius. However, not many NGOs benefit from it. Only those NGOs that can afford to hire a project writer to write their projects are able to get funds from the private sector.“
(Kommentar 53 / Quelle: 2CSO-x-ip_390CM)

Ressourcen-Pooling

- „NGOs with similar missions should partner and pool resources to achieve shared goals“
(Kommentar 54 / Quelle: 1ECOSOC-G1i_1171GH)

Spezialisierungswissen

- „core support is gone; this has the most significant impact on needing to urgently re-structure to remain effective and efficient (and unique)“
(Kommentar 55 / Quelle: 2CSO-G4b_1826BR)
- „NGOs have to refocus and specialized. They need to avoid duplication/concentration of activities at one central area(s)“
(Kommentar 56 / Quelle: 1ECOSOC-G2n_253US)

PR und Fundraising

- „I wish my NGO would also get ambassadors on resource mobilization and get contacted for further information as i was contacted for this research assessment.“
(Kommentar 57 / Quelle: 2CSO-G3a_2433US)
- „Funding & Networking are must for smooth working of an NGO.“
(Kommentar 58 / Quelle: 2CSO-G2n_2603IN)
- „If PR in fundraising is becoming a necessity for NGO, then fundraising for emerging NGOs will be difficult“
(Kommentar 59 / Quelle: 2CSO-G3a_2564UG)
- „Issues of fund raising are pertinent to the organisation“
(Kommentar 60 / Quelle: 2CSO-G3a_2295GH)
- „NGOs need to be flexible in their fundraising strategies.“
(Kommentar 61 / Quelle: 2CSO-G4b_3561TZ)
- „private sec tors should contribute in fu nd raising as a social responsibility especially in poor countries.Foreign doners should implemment through national ngos „
(Kommentar 62 / Quelle: 1ECOSOC-G1i_2494UG)
- „Sometimes advocacy - especially nonviolent activism such as protest -- tends to get discouraged by the funding system for NPO.“
(Kommentar 63 / Quelle: 2CSO-G4b_2776UG)
- The truth is that ethnic community-based organizations struggle to remain in business because they can not afford professional PR's and grant writers.
(Kommentar 64 / Quelle: 2CSO-G3a_1539PH)
- 'PR and fund-raising' shouldn't be collapsed in the same question. Our own organiza-tional strategy does not consider PR as important (because we are strong providers of information, thus negating the need for extra PR-like efforts). On the other hand, in-creasing fund-raising capabilities is a must.“
(Kommentar 65 / Quelle: 2CSO-G3a_2643US)

- „We live on Small Island Developing States where very low economic power of the people. It makes very difficult for NGOs in Kiribati to fundraise and business to support NGO sectors. Fundraising may collect not more than \$500. 00 Australian dollars too small to meet expenses. It was unfortunate that big foundations like Gates Foundations main focus is to the African and Asian countries despite their theme to help the people around the globe. We are again disadvantaged for them, not helping us. If these big foundations and so on around the globe help their brothers and sisters in Kiribati, we will live happily all together. [...]“
(Kommentar 66 / Quelle: 2CSO-G4b_1308IN)

Organisationsstruktur

- „Its the structure and the co-ordination of the organisation change the NGO sector“
(Kommentar 67 / Quelle: 2CSO-G3a_2651SD)
- „core support is gone; this has the most significant impact on needing to urgently re-structure to remain effective and efficient (and unique)“
(Kommentar 78 / Quelle: 2CSO-G4b_1826BR)
- „the more the funding is for core programs the more the NGO sector will become efficient and effective“
(Kommentar 69 / Quelle: 2CSO-G4b_7UG)

Zusätzliche Bemerkungen

- „In some regions, NGOs are becoming as a Sub-contractor of Development sector. They are also involving in Banking sector. These are not good signs for voluntary development, and ensuring rights of the oppressed.“
(Kommentar 70 / Quelle: 2CSO-G3a_2734NG)
- „India. All things-transparency, accountability, knowledge are inevitable. But, the most ignorant in any research or by funders are Human Resource. They are taken as granted. All things end at livelihood of each person. Think of a person who is given up his big buck job for social sector. If they have not any livelihood option from his own work. what do one expects from him?? either he left the ngo sector in frustration or start involving himself in corruption(manipulating funds for himself). All social & economic deveelopment can not be done without these people. Other thing, I would like to mention staff & other resources that they are very low paid. With those low paying, we expect to change the lives of others.Is it not ridiculous.“
(Kommentar 71 / Quelle: 2CSO-G1i_2761NG)
- „NGOs working directly in grassroots/rural communities should be given high preference in terms of working in neglected communities because such NGOs understand the im-
portunate needs of the communities.“
(Kommentar 72 / Quelle: 2CSO-G3a_3399MW)
- „I will advice that this survey be continuous from time to time as to ascertain each NGOs know-how in a chosen field of operation, while international organizations& institutions assist not only in fund raising also in training or paying directing for trainings, more especially countries like US, UK Canada etc probably in the area on counter terrorism“
(Kommentar 73 / Quelle: 2CSO-G2n_547LB)
- „NGOs have to keep on redefining thier role in order for them to continue being relevant“
(Kommentar 74 / Quelle: 2CSO-G3a_3735ZM)
- ALL THE ABOVE STATEMENTS ARE GENERALLY CORRECT AND SYNONYMOUS WITH ALL NGO OPERATIONS IN ESPECIALLY AFRICA.
(Kommentar 75 / Quelle: 2CSO-G1i_1069US)
- „Change comes from a variety of different sources, not just one.“
(Kommentar 76 / Quelle: 2CSO-G3a_1427NG)

- *„Growing NGOs need to be supported with materials, capacity building, links with bigger organizations for experience sharing, mentoring and sub-funds supports“
(Kommentar 77 / Quelle: 1ECOSOC-G1i_534CH)*
- *„In terms of trends, I think you're missing some questions around the security agenda of western countries, the increasing role of military/private contractors and „new“ NGOs and donors in the south/east (e.g. India, China)“
(Kommentar 78 / Quelle: 2CSO-G3a_2801LR)*
- *„Lack of Government support to civil society organizations, especially those that are youth-led is contributing to poor outputs while increasing youth-led crimes“
(Kommentar 79 / Quelle: 2CSO-G3a_2323BD)*
- *NGOs provide an important input to international decision-making.
(Kommentar 80 / Quelle: 1ECOSOC-G1i_2510UK)*
- *„Public policies in each country change the ong section and limits its actions“
(Kommentar 81 / Quelle: 2CSO-G2n_3182MX)*
- *„Some of the above statements have been perceived in our own NGO as well as also in other partner NGOs.“
(Kommentar 82 / Quelle: 2CSO-G1i_3087GR)*
- *„The engagement of NGOs is becoming more challenging so the issues raised above have become necessary too“
(Kommentar 83 / Quelle: 2CSO-G3a_3741NG)*
- *„We feel that the NGO sector, specially in developing countries are filling gaps in services that the governments are unable to provide. They are a very important cog in the wheel of development of countries.“
(Kommentar 84 / Quelle: 2CSO-G1i_2608KE)*
- *„Further, most people look inward, so are more concerned about problems within their own countries in comparison with outside of their countries. Also customer satisfaction reviews will become more and more important like what you can read at Amazon for their products, will not happen for NGOs.“
(Kommentar 85 / Quelle: 2CSO-G3a_2204US)*
- *“21st Century, Respect and safeguarding human rights, Is peace and development in the highest proposition, and also the Human eternal pursuit of value. If we act boldly — and if we act together — we can make people everywhere more secure, more prosperous and better able to enjoy their fundamental human rights. We have created this Non Profits and NGO's : China Freedom and Peace League In fact, People need human rights, Not to the general survival, But in order to be able to survive with dignity. "Human rights" is not an end in itself, Pass guarantee the realization of human rights and to live with dignity. We all recognize the universality of human rights and observe the same international norms on human rights, we all recognize that no country's human rights situation is perfect, and that all countries are confronted with a weighty task of further promoting and protecting human rights. We long term devoted to the International Human Right Career, this is the greatest Career, is the responsibility of the citizen of world. We will need some creative ways of thinking and facing challenges that will arise. We need Right Skills, Courage, We Not Alone, We is an important force for safe-guarding world peace, Is God-given talents and abilities. Our belief is peace not war. We will Continually strive for patience, perseverance, determination, and rational action. The future in our hands.“
(Kommentar 86 / Quelle: 2CSO-G2n_12CN_ChinaFreedomandPeaceLeague)*

Organisation internationaler
Nichtregierungsorganisationen
Aufbau und Koordination von NGOs im System der
Vereinten Nationen
Schwenger, D.
2013, XXVIII, 452 S. 115 Abb., Softcover
ISBN: 978-3-658-01544-2