

Chapter 2

Chemistry of Lactic Acid

Abstract The importance of lactic acid in the food industry is certainly correlated with its peculiar chemical and physical properties. According to the Joint FAO/WHO Food Standards Programme, lactic acid isomers and the racemic mixture can be used as acidity regulator in certain foods with the aim of contrasting certain acid-sensitive microorganisms. As a result, the description of food-related uses of lactic acid should involve also peculiar chemical and physical features. This chapter would give a brief and accurate overview of chemical and physical features of this additive. In addition, the chemical synthetic processes for the production of the so-called milk acid are described. Finally, fermentative pathways and related industrial strategies are discussed.

Keywords Distillation • Heterolactic fermentation • Homolactic fermentation • Hydrolysis • Lactic acid • Lactic acid bacteria • Racemic mixture

Abbreviations

IUPAC International Union of Pure and Applied Chemistry
LAB Lactic acid bacteria
H₂SO₄ Sulphuric acid

2.1 Lactic Acid and Chemical Features. An Introduction

The importance of lactic acid in the food industry is certainly correlated with its peculiar chemical and physical properties. According to the Joint FAO/WHO Food Standards Programme–Codex Committee on Food Additives (Codex Alimentarius Commission [2013](#)), lactic acid (intended as the two *L* and *D* isomers with the additional racemic mixture) can be used as acidity regulator in certain foods (e.g. smoked fish and smoke-flavoured fish) with the aim of contrasting certain acid-sensitive microorganisms.

As a result, the description of food-related uses of lactic acid should involve also peculiar chemical and physical features. This chapter would give a brief and accurate overview of chemical and physical features. In addition, the chemical synthesis of lactic acid is described; finally, these properties are given below.

2.1.1 Basic Properties

Lactic acid, also named ‘milk acid’, is an organic acid with the following chemical formula: $\text{CH}_3\text{CH}(\text{OH})\text{CO}_2\text{H}$. The official name given by the International Union of Pure and Applied Chemistry (IUPAC) is 2-hydroxypropanoic acid (Table 2.1). This important acid can be naturally produced (Martinez et al. 2013), but its importance is correlated with synthetic productions. Pure lactic acid is a colourless and hygroscopic liquid; it can be defined a weak acid because of its partial dissociation in water (Eq. 2.1) and the correlated acid dissociation constant ($K_a = 1.38 \times 10^{-4}$).

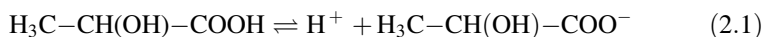


Table 2.1 shows the most important data related to lactic acid.

2.1.2 Isomers

Lactic acid is a chiral compound with a carbon chain composed of a central (chiral) atom and two terminal carbon atoms (Fig. 2.1). A hydroxyl group is attached to the

Table 2.1 Physical and chemical properties of lactic acid (Igoe 2011; Mohanty et al. 2015; Vaidya et al. 2005)

Identification parameters	Description
Compound name	Lactic acid
IUPAC name	2-Hydroxypropanoic acid
Chemical formula	$\text{C}_3\text{H}_6\text{O}_3$
Molecular mass	90.08 mol g^{-1}
Appearance	A colourless and syrupy liquid; alternatively, a white to yellow solid compound
Taste	Mild acid taste
Odour	Odourless
Boiling point	122°C
Melting point	17°C
Specific gravity/density	1.2
K_a	1.38×10^{-4}
$\text{p}K_a$	3.86

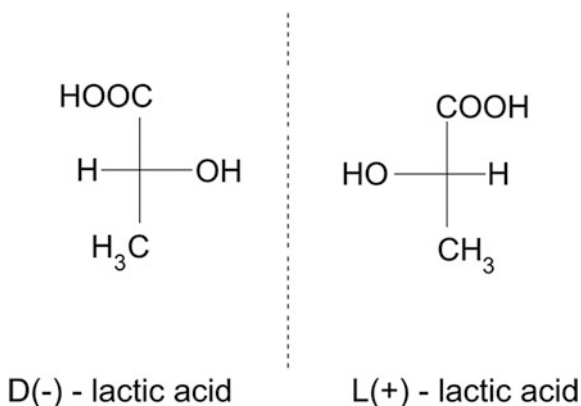


Fig. 2.1 Lactic acid is a chiral compound with a carbon chain composed of a central (chiral) atom and two terminal carbon atoms. A hydroxyl group is attached to the chiral carbon atom while one of the terminal carbon atoms is part of the carboxylic group and the other atom is part of the methyl group. Consequently, two optically active isomeric forms of lactic acid exist: L(+) form, also named (S)-lactic acid, and D(-) form, or (R)-lactic acid. L(+)-lactic acid is the biological isomer. BKchem version 0.13.0, 2009 (<http://bkchem.zirael.org/index.html>) has been used for drawing this structure

chiral carbon atom while one of the terminal carbon atoms is part of the carboxylic group and the other atom is part of the methyl group (Narayanan et al. 2004).

As a result, two optically active isomeric forms of lactic acid exist: L(+)-form, also named (S)-lactic acid, and D(-)-form, or (R)-lactic acid. Pure and anhydrous racemic mixture of lactic acid is a white crystalline solid with a low melting point. L(+)-lactic acid is the biological isomer as it is naturally present in the human body; consequently, the importance of this form of lactic acid depends of the known biochemical synthesis (Narayanan et al. 2004; Ou et al. 2011).

2.2 Synthesis of Lactic Acid

Basically, lactic acid can be produced by different chemical pathways and by microbiological synthesis. The first commercial production is ascribed to Charles E. Avery in 1881 (Carr et al. 2002; Kelkar and Mahanwar 2015).

2.2.1 Lactic Acid and Chemical Synthetic Strategies

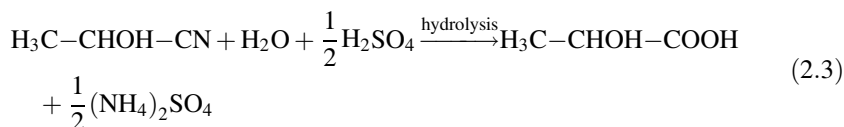
2.2.1.1 Hydrolysis of Lactic Acid Derivatives

Lactic acid can be produced from the most part of its derivatives by means of suitable treatments (Ghaffar et al. 2014; Vaidya et al. 2005). Lactonitrile

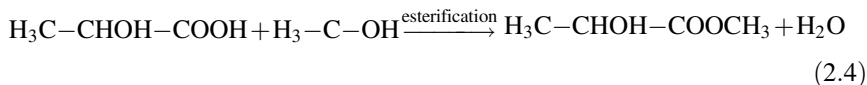
(2-hydroxypropanenitrile, CH_3CHOHCN) is the most preferable of these compounds used in the chemical synthesis of lactic acid rather than other raw materials. Lactonitrile can be produced by the nucleophilic addition of hydrogen cyanide (HCN) to the liquid phase of acetaldehyde (CH_3CHO) in alkaline media under high pressure (Eq. 2.2).



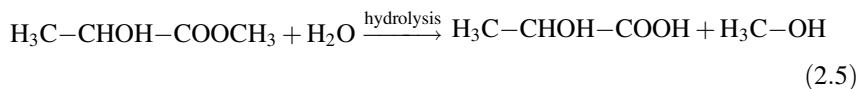
After recovery and distillation of the obtained impure lactonitrile (Narayanan et al. 2004), the purified compound can be treated (acid hydrolysis) by using concentrated hydrochloric acid (HCl) or concentrated sulphuric acid (H_2SO_4), with the resulting production of ammonium sulphate salt— $(\text{NH}_4)_2\text{SO}_4$ —and crude lactic acid (Eq. 2.3).



The produced (crude) lactic acid needs to be concentrated and purified. Methanol (CH_3OH) can be used with the aim of producing methyl lactate ester, $\text{CH}_3\text{CHOHCOOCH}_3$ (Eq. 2.4).

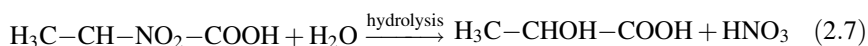
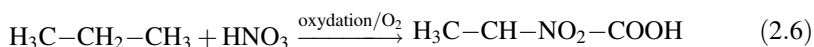


Methyl lactate ester is subsequently collected, purified by distillation, and hydrolysed in acidic aqueous solution to lactic acid, while methanol can be recycled in the same process (Eq. 2.5). The resulting product is a racemic mixture of lactic acid (Narayanan et al. 2004).



2.2.1.2 Nitric Acid Oxidation of Propane

Another pathway for the chemical synthesis of lactic acid concerns the use of propene ($\text{CH}_3\text{CH}_2\text{CH}_3$). This alkene is oxidised to α -nitropropionic acid (Vaidya et al. 2005) by using nitric acid (HNO_3) in presence of oxygen (Eq. 2.6). Subsequently, the obtained acid has to be converted into lactic acid by hydrolysis (Eq. 2.7).



2.2.2 Lactic Acid Fermentation

The mass production of lactic acid by using fermentation became widely used after the discovery of *Lactobacillus* sp. by the French chemist Louis Pasteur in 1856. *Lactobacillus* bacteria are able to produce lactic acid from carbohydrates such as glucose and lactose, and they are even living in our gastrointestinal system (Carr et al. 2002). Fermentation is a biochemical process in which carbohydrate molecules, e.g. glucose, are converted into energy, lactate, and other by-products depending on the type of microorganism involved in the fermentation process (John et al. 2007). For these reasons, there are two basic fermentation processes (Sect. 5.1): the homolactic fermentation (prevailing product: lactic acid), and a heterolactic fermentation (the final product is a mixture containing mainly lactic acid, other organic acids, and ethyl alcohol). Both mechanisms are shown in Figs. 2.2 and 2.3 (Fugelsang and Edwards 2007). Other fermentation types can occur depending on the fermentation raw materials and conditions (Ikushima et al. 2009; Wasewar et al. 2002; Wee et al. 2005).

2.2.2.1 Solid-state Fermentation

In relation to solid-state fermentation, microbial growth and fermentation take place at the surface of solid substrates such as wheat, soya bean, and cheeses. Such substrates are more convenient for a large number of filamentous fungi and a few bacteria (Chisti 1999; Jelen 2003; Kim et al. 2006).

2.2.2.2 Submerged Fermentation

In this fermentation, the substrate for microbial growth is the liquid solution placed in large tanks called ‘fermenters’ or ‘bioreactors’ (Chisti 1999; Wee et al. 2006). Submerged fermentation can be subdivided in three categories:

- Batch fermentation. Substrates and required raw materials for fermentation and the desired microbial growth are placed into a bioreactor; incubation is allowed to proceed on condition that operating parameters such as pH and thermal values are defined. During fermentation, nothing is added except oxygen in case of aerobic microorganisms. After each process, the product is collected and the

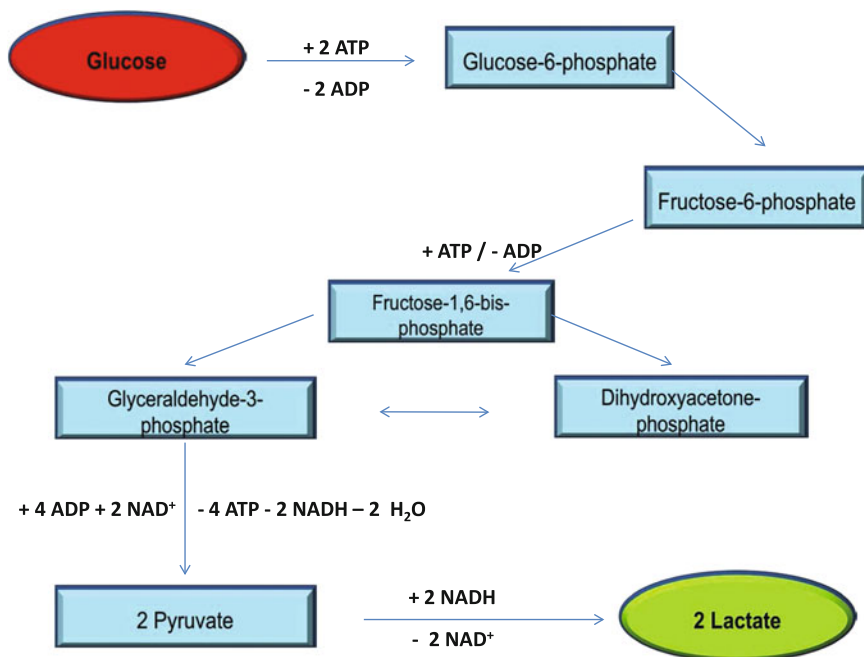


Fig. 2.2 LAB and lactic acid synthesis: the homofermentative mechanism (Embden–Meyerhof–Parnas pathway), from one single glucose molecule to two lactate units. *ATP* means: adenosine triphosphate; *ADP* is for: adenosine diphosphate; *NAD⁺* and *NADH* correspond to nicotinamide adenine dinucleotide reduced and non-reduced forms

fermenter is cleaned; then, another batch can be prepared and the process may restart

- Fed-batch fermentation. Substrates and raw materials are added in small amounts during the fermentation process. Both batch and fed-batch procedures are considered as ‘closed’ fermentation systems, differently from ‘open’ systems such as continuous fermentation (Portno 1968)
- Continuous fermentation. The addition of substrates and raw materials is performed continuously during the process. Consequently, continuous fermentation is considered as an open system: The introduction of new raw materials is allowed, differently from ‘closed’ systems (Portno 1968).

The highest concentration of lactic acid is normally obtained in batch and fed-batch cultures (discontinuous processes), whereas the highest productivity is observed in continuous fermentation processes because of longer temporal periods (working cycles).

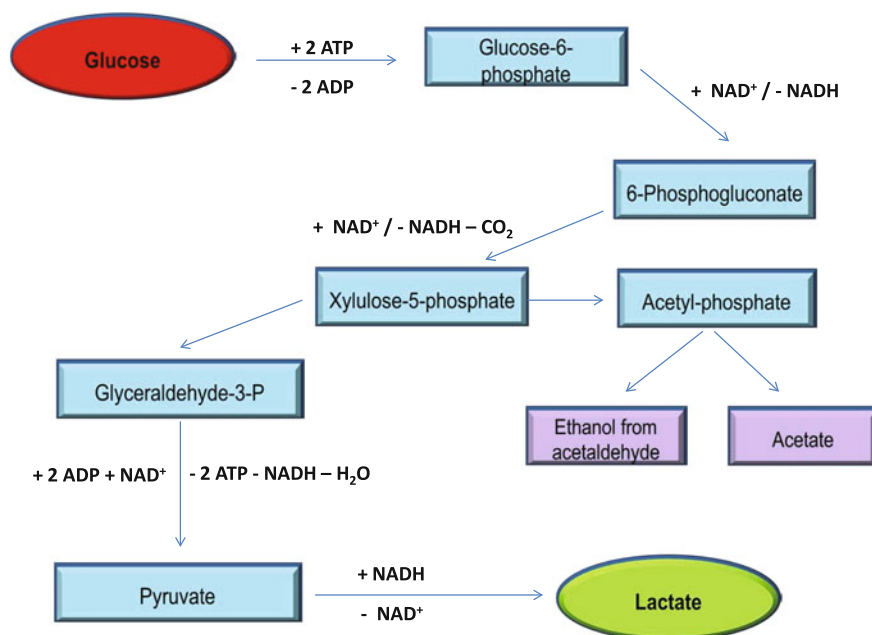


Fig. 2.3 LAB and lactic acid synthesis: the heterofermentative mechanism, from one single glucose molecule to one lactate unit. *ATP* means: adenosine triphosphate; *ADP* is for: adenosine diphosphate; NAD^+ and NADH correspond to nicotinamide adenine dinucleotide reduced and non-reduced forms. This mechanism gives also ethanol (from acetaldehyde) and acetate

2.2.2.3 Anaerobic Fermentation

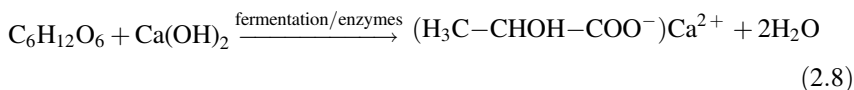
This fermentation process involves anaerobic microorganisms; the air into fermenters is replaced by carbon dioxide, hydrogen, nitrogen, or a suitable mixture of these gases.

2.2.2.4 Aerobic Fermentation

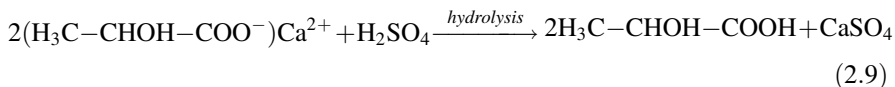
Fermentation process can be also carried out in presence of aerobic microorganisms under aerobic conditions. Raw materials and conditions used for lactic acid production, e.g. purity, pH, and temperature, are critical parameters for the further purification of obtained and impure lactic acid (Krishna et al. 2012). Monosaccharides (e.g. glucose) and disaccharides (e.g. sucrose, maltose, and lactose) are common substrates for this process (Lunelli et al. 2010, 2011). Monosaccharide and disaccharide are end products of starch hydrolysis by application of enzymes such as glucoamylases and α -amylases or by chemical hydrolysis, since most microorganisms cannot utilise polysaccharides such as starch

without hydrolysis. The choice of substrate and other conditions are dependent on microorganisms used in fermentation (Fukushima et al. 2004).

Life forms used in industrial fermentation can be bacteria such as *Escherichia coli* and *Lactobacillus* spp., or fungal organisms such as *Rhizopus* spp. In relation to food industries, bacteria involved in fermentation are named as ‘lactic acid bacteria’ (LAB) such as genera *Lactobacillus*, *Streptococcus*, *Leuconostoc*, and *Pediococcus*. In this ambit, conditions such as temperature, pH, aeration, and agitation are important parameters and they can vary depending on the type of LAB; so, these conditions have to be carefully set (Carr et al. 2002; Chooklin et al. 2011; Ge et al. 2010; Coelho et al. 2011; Narayanan et al. 2004; Romani et al. 2008; Secchi et al. 2012). LAB reach the maximum productivity only within specific temperature and pH ranges, while the fermentation process is associated with the production of lactic acid as well as other organic acids which lower the pH of fermentation media (or the broth). It is necessary to maintain optimum pH values at a constant value during fermentation by addition of alkali such as hydroxides or calcium carbonate, or ammonia. Calcium hydroxide, Ca(OH)_2 , can react with carbohydrates such as glucose (Vaidya et al. 2005) with the production of calcium lactate, $(\text{H}_3\text{C}-\text{CHOH}-\text{COO}^-)_2 \text{Ca}^{2+}$, and water (Eq. 2.8).



Calcium lactate has to be filtered and separated from the obtained aqueous solution, treated with H_2SO_4 to be hydrolysed, and turned into lactic acid and calcium sulphate (Eq. 2.9).



Obtained lactic acid is separated by filtration of calcium sulphate; subsequently, purification and esterification with methanol are needed to obtain methyl lactate which undergoes hydrolysis to pure lactic acid (Narayanan et al. 2004; Vaidya et al. 2005) as shown in Eqs. 2.4 and 2.5. The output of fermentation is an aqueous lactic acid solution which is subsequently concentrated by evaporation (Komesu et al. 2013; Martins et al. 2012, 2013).

LAB utilise either the well-known Embden–Meyerhoff–Parnas pathway of glucose metabolism to obtain lactic acid as the major end product, or use pathways of pentose metabolism resulting in the formation of lactic acid plus other products such as acetic acid, ethanol, and carbon dioxide.

A limited number of non-LAB microorganisms are capable to produce larger amounts of lactic acid from common carbon sources if compared with LAB. The best known of these life forms is *Rhizopus oryzae* which can be used for commercial lactic acid production since it can convert several sugars. The average lactic

acid yield seems to be approximately around 93.8 g per l, while other LAB (*E. faecalis*) are reported to produce higher amounts and different Lactobacilli can produce lactic acid in the range 21.8–90.0 with average amounts of 60.3 g per l. Anyway, these microorganisms may be really different when speaking of productivity values in terms of grams per litre in one single hour (Abdel-Rahman et al. 2011; Wee et al. 2006).

Unlike the chemical synthesis, fermentation processes for the production of lactic acid can give selectively one of the two lactic acid stereoisomers or their racemic mixture depending on the bacteria species selection (Martinez et al. 2013). Industrial production of lactic acid, especially where pure optical isomers are required, is presently carried out predominantly by fermentation processes. In summary, the production process can be subdivided into two steps:

1. The real production of lactic acid by fermentation of a carbohydrate source.
2. The downstream processing of the fermentation broth to obtain pure lactic acid.

References

- Abdel-Rahman MA, Tashiro Y, Sonomoto K (2011) Lactic acid production from lignocellulose-derived sugars using lactic acid bacteria: overview and limits. *J Biotechnol* 156(4):286–301. doi:[10.1016/j.jbiotec.2011.06.017](https://doi.org/10.1016/j.jbiotec.2011.06.017)
- Carr FJ, Chill D, Maida N (2002) The lactic acid bacteria: a literature survey. *Crit Rev Microbiol* 28(4):281–370. doi:[10.1080/1040-840291046759](https://doi.org/10.1080/1040-840291046759)
- Chisti Y (1999) Fermentation (industrial): basic considerations. In: Robinson R, Batt C, Patel P (eds) *Encyclopedia of food microbiology*. Academic Press, London, pp 663–674
- Chooklin S, Kaewsichan L, Kaewsichan L (2011) Potential use of *Lactobacillus casei* TISTR 1500 for the bioconversion from palmyra sap and oil palm sap to lactic acid. *Electron J Biotechnol* 14(5):10. doi:[10.2225/vol14-issue5-fulltext-11](https://doi.org/10.2225/vol14-issue5-fulltext-11)
- Codex Alimentarius Commission (2013) Endorsement and/or revision of maximum levels for food additives and processing aids in codex standards. Joint FAO/WHO Food Standards Programme—Codex Committee on Food Additives, Agenda Item 4a CX/FA 13/45/4, Forty-fifth Session, Beijing, China, 18–22 March 2013. Available [ftp://fao.org/codex/meetings/ccfa/ccfa45/fa45_04e.pdf](http://fao.org/codex/meetings/ccfa/ccfa45/fa45_04e.pdf). Accessed 30 Jan 2017
- Coelho LF, de Lima CJB, Bernardo MP, Contiero J (2011) D(-)-lactic acid production by *Leuconostoc mesenteroides* B512 using different carbon and nitrogen sources. *Appl Biochem Biotechnol* 164(7):1160–1171. doi:[10.1007/s12010-011-9202-6](https://doi.org/10.1007/s12010-011-9202-6)
- Fugelsang KC, Edwards CG (2007) *Wine microbiology practical applications and procedures*. Springer, New York
- Fukushima K, Sogo K, Miura S, Kimura Y (2004) Production of D-lactic acid by bacterial fermentation of rice starch. *Macromol Biosci* 4(11):1021–1027. doi:[10.1002/mabi.200400080](https://doi.org/10.1002/mabi.200400080)
- Ge XY, Qian H, Zhang WG (2010) Enhancement of L-lactic acid production in *Lactobacillus casei* from Jerusalem Artichoke Tubers by Kinetic optimization and citrate metabolism. *J Microbiol Biotechnol* 20(1):101–109
- Igoe RS (2011) *Dictionary of food ingredients*, 5th edn. Springer Science+Business Media, New York
- Ikushima S, Fujii T, Kobayashi O, Yoshida S, Yoshida A (2009) Genetic engineering of *Candida utilis* yeast for efficient production of L-lactic acid. *Biosci Biotechnol Biochem* 73(8):1818–1824. doi:[10.1271/bbb.90186](https://doi.org/10.1271/bbb.90186)

- Jelen P (2003) Whey processing, utilization and products. In: Roginski H, Fuquay JW, Fox PF (eds) Encyclopedia of dairy sciences. Academic Press, London, pp 2739–2751
- John RP, Nampoothiri KM, Pandey A (2007) Fermentative production of lactic acid from biomass: an overview on process developments and future perspectives. Appl Microbiol Biotechnol 74(3):524–534. doi:[10.1007/s00253-006-0779-6](https://doi.org/10.1007/s00253-006-0779-6)
- Kelkar ST, Mahanwar PA (2015) Production of lactic acid from Tamarind Kernel by *Lactobacillus Casei*. Int J Technol Enhanc Emerg Eng Res 3(5):25–31
- Kim HO, Wee YJ, Kim JN, Yun JS, Ryu HW (2006) Production of lactic acid from cheese whey by batch and repeated batch cultures of *Lactobacillus* sp RKY2. Appl Microbiol Biotechnol 131(1–3):694–704. doi:[10.1385/ABAB:131:1:694](https://doi.org/10.1385/ABAB:131:1:694)
- Komesu A, Martins PF, Lunelli BH, Morita AT, Coutinho PLA, Maciel Filho R, Wolf Maciel MR (2013) Lactic acid purification by hybrid short path evaporation. Chem Eng Trans 32: 2017–2022. doi:[10.3303/CET1332337](https://doi.org/10.3303/CET1332337)
- Krishna G, Rangaiah GP, Lakshminarayanan S (2012) Modeling and analysis of intensified processes for economic recovery of high-grade lactic acid. In: Proceedings of the 22nd European symposium on computer aided process engineering, England, London, 17–20 June
- Lunelli BH, Andrade RR, Atala DIP, Wolf Maciel MR, Mauger Filho F, Maciel Filho R (2010) Production of lactic acid from sucrose: strain selection, fermentation and kinetic modeling. Appl Biochem Biotechnol 161(1–8):227–237. doi:[10.1007/s12010-009-8828-0](https://doi.org/10.1007/s12010-009-8828-0)
- Lunelli BH, Morais ER, Wolf Maciel MR, Maciel Filho R (2011) Process intensification for ethyl lactate production using reactive distillation. In: Proceedings of the 10th international conference on chemical and process engineering, 8–11 May 2011, Vol 24, Florence, Italy, doi:[10.3303/CET1124138](https://doi.org/10.3303/CET1124138)
- Martinez FAC, Balciunas EM, Salgado JM, Gonzalez JMD, Converti A, Oliveira RPS (2013) Lactic acid properties, applications and production: a review. Trends Food Sci Tech 30(1): 70–83. doi:[10.1016/j.tifs.2012.11.007](https://doi.org/10.1016/j.tifs.2012.11.007)
- Martins PF, Carmona C, Martinez EL, Sbaite P, Maciel Filho R, Wolf Maciel MR (2012) Evaluation of methyl chavicol concentration by different evaporation processes using central composite experimental design. Sep Purif Technol 98:464–471. doi:[10.1016/j.seppur.2012.08.009](https://doi.org/10.1016/j.seppur.2012.08.009)
- Martins PF, Medeiros HHR, Sbaite P, Wolf Maciel MR (2013) Enrichment of oxyterpenes from orange oil by short path evaporation. Sep Purif Technol 116:385–390. doi:[10.1016/j.seppur.2013.06.011](https://doi.org/10.1016/j.seppur.2013.06.011)
- Mohanty JN, Das PK, Nanda S, Nayak P, Pradhan P (2015) Comparative analysis of crude and pure lactic acid produced by *Lactobacillus fermentum* and its inhibitory effects on spoilage bacteria. Pharm Innov J (3)11:38–42. Available <http://www.thepharmajournal.com/archives/2015/vol3issue11/PartA/10.1.pdf>. Accessed 10 Feb 2017
- Narayanan N, Roychoudhury PK, Srivastava A (2004) L(+) lactic acid fermentation and its product polymerization. J Biotechnol 7(2):167–179
- Ou MS, Ingram LO, Shanmugam KT (2011) L(+)-lactic acid production from non-food carbohydrates by thermotolerant *Bacillus coagulans*. J Ind Microbiol Biotechnol 38(5): 599–605. doi:[10.1007/s10295-010-0796-4](https://doi.org/10.1007/s10295-010-0796-4)
- Portno AD (1968) Continuous fermentation of Brewer's wort. J Inst Brew 74(1):55–63. doi:[10.1002/j.2050-0416.1968.tb03096.x](https://doi.org/10.1002/j.2050-0416.1968.tb03096.x)
- Romani A, Yanez R, Garrote G, Alonso JL (2008) SSF production of lactic acid from cellulosic biosludges. Bioresour Technol 99(10):4247–4254
- Secchi N, Giunta D, Pretti L, Garcia MR, Roggio T, Mannazzu I, Catzeddu P (2012) Bioconversion of ovine scotta into lactic acid with pure and mixed cultures of lactic acid bacteria. J Ind Microbiol Biotechnol 39(1):175–181. doi:[10.1007/s10295-011-1013-9](https://doi.org/10.1007/s10295-011-1013-9)
- Tayyba Ghaffar A, Muhammad Irshad A, Zahid Anwar A, Tahir Aqil B, Zubia Zulifqar A, Asma Tariq A, Muhammad Kamran A, Nudrat Ehsan A, Mehmood Sajid (2014) Recent trends in lactic acid biotechnology: a brief review on production to purification. J Radiat Res Appl Sci 7(2):222–229. doi:[10.1016/j.jrras.2014.03.002](https://doi.org/10.1016/j.jrras.2014.03.002)

- Vaidya AN, Pandey RA, Mudliar S, Kumar MS, Chakrabart T, Devotta S (2005) Production and recovery of lactic acid for polylactide—an overview. *Crit Rev Environ Sci Technol* 35(5): 429–467. doi:[10.1080/10643380590966181](https://doi.org/10.1080/10643380590966181)
- Wasewar KL, Heesink ABM, Versteeg GF, Pangarkar VG (2002) Reactive extraction of lactic acid using alamine 336 in MIBK: equilibria and kinetics. *J Biotechnol* 97(1):59–68. doi:[10.1016/S0168-1656\(02\)00057-3](https://doi.org/10.1016/S0168-1656(02)00057-3)
- Wee YJ, Yun JS, Lee YY, Zeng AP, Ryu HW (2005) Recovery of lactic acid by repeated batch electrodialysis and lactic acid production using electrodialysis wastewater. *J Biosci Bioeng* 99 (2):104–108. doi:[10.1263/jbb.99.104](https://doi.org/10.1263/jbb.99.104)
- Wee YJ, Kim JN, Ryu HW (2006) Biotechnological production of lactic acid and its recent applications. *Food Technol Biotechnol* 44:163–172

Lactic Acid in the Food Industry

Ameen, S.M.; Caruso, G.

2017, VI, 44 p. 3 illus., 2 illus. in color., Softcover

ISBN: 978-3-319-58144-6