ELM v2.1 79_95 3 figures

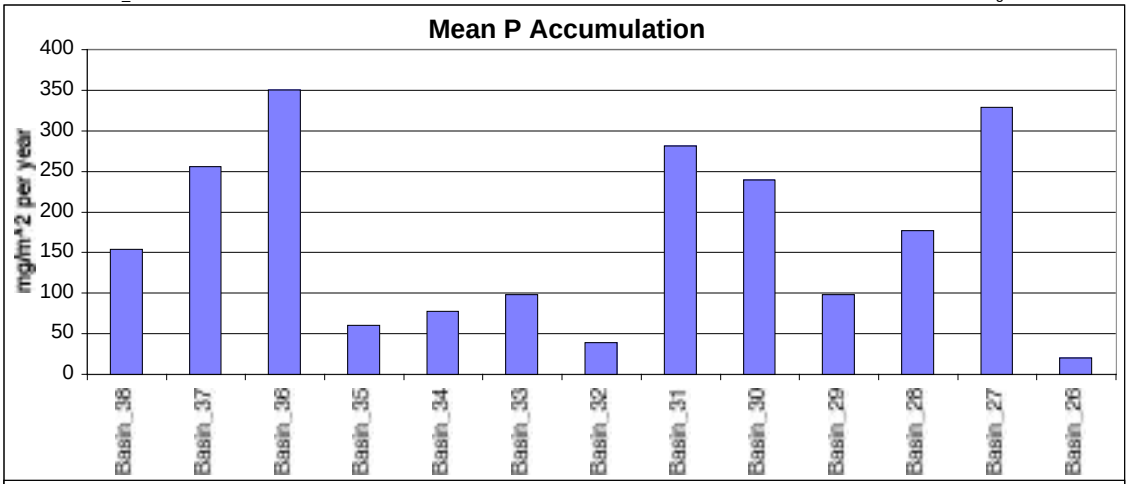

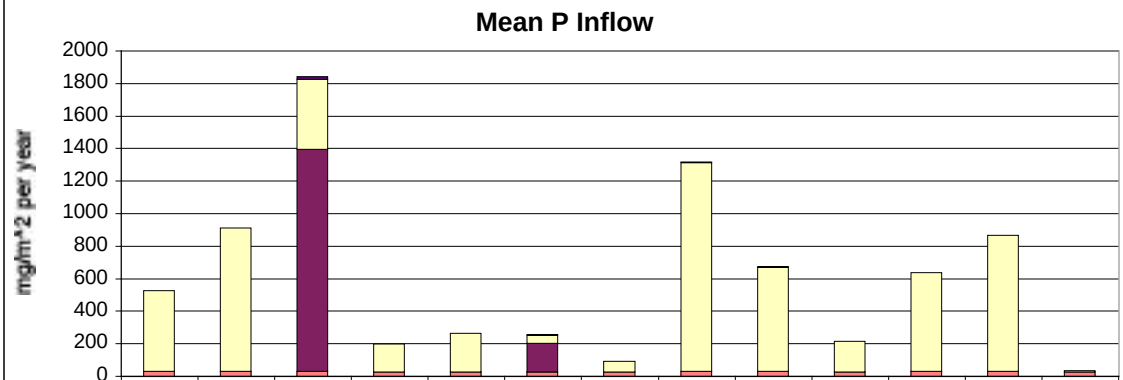

	Basin_38	Basin_37	Basin_36	Basin_35	Basin_34	Basin_33	Basin_32	Basin_31	Basin_30	Basin_29	Basin_28	Basin_27	Basin_26
Ground	0.1	0.5	15.8	0.0	0.1	6.7	0.0	2.1	0.6	0.2	0.1	0.8	0.1
Seepage	0.0	0.0	0.0	0.0	0.0	0.0	0.0	0.0	0.0	0.0	0.0	0.0	0.0
Overland	494.	879.	429.	169.	235.	47.6	67.1	128	639.	188.	606.	835.	9.4
Structure	0.0	0.0	136	0.0	0.0	175.	0.0	0.0	0.0	0.0	0.0	0.0	0.0
Rain	28.8	29.6	30.1	25.4	25.1	25.4	24.1	28.3	30.3	25.7	29.6	30.2	22.8

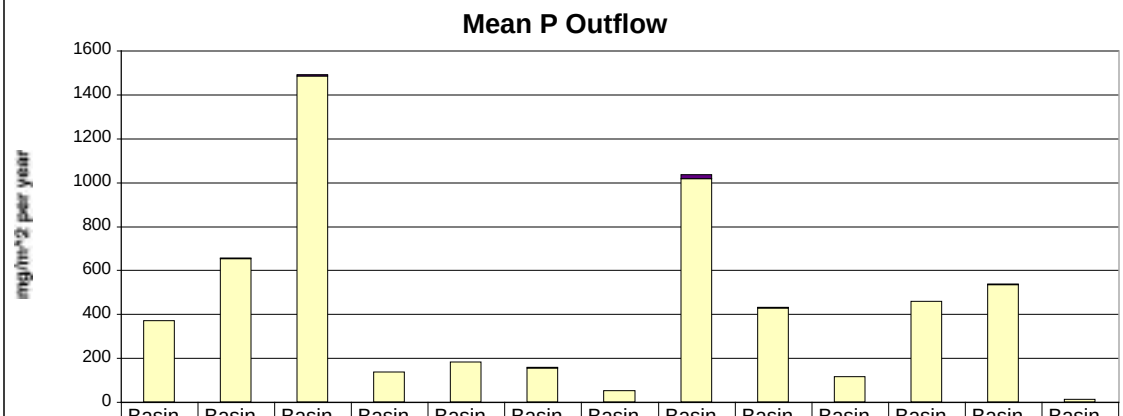

	Basin_38	Basin_37	Basin_36	Basin_35	Basin_34	Basin_33	Basin_32	Basin_31	Basin_30	Basin_29	Basin_28	Basin_27	Basin_26
Ground	1.1	1.7	6.7	0.0	0.1	2.2	0.0	16.7	2.0	0.7	0.1	2.0	0.0
Seepage	0.3	0.4	0.0	0.0	0.0	0.1	0.0	0.0	0.0	0.0	0.0	0.0	0.0
Overland	369.	653.	148	135.	183.	155.	52.4	101	428.	114.	458.	534.	12.1
Structure	0.0	0.0	0.0	0.0	0.0	0.0	0.0	0.0	0.0	0.0	0.0	0.0	0.0