

Fig. 22B-1-001. Tl(InS₂)_{0.985}(FeSe₂)_{0.015}. κ'_{11} vs. T [94Ban]. Parameter: f .

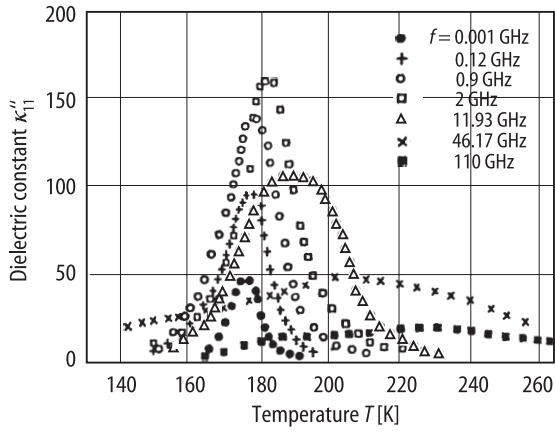


Fig. 22B-1-002. Tl(InS₂)_{0.985}(FeSe₂)_{0.015}. κ''_{11} vs. T [94Ban]. Parameter: f .

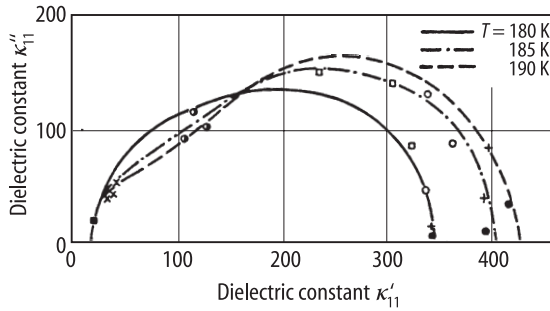


Fig. 22B-1-003. Tl(InS₂)_{0.985}(FeSe₂)_{0.015}. Cole-Cole diagram of complex dielectric constant [94Ban]. Parameter: T .

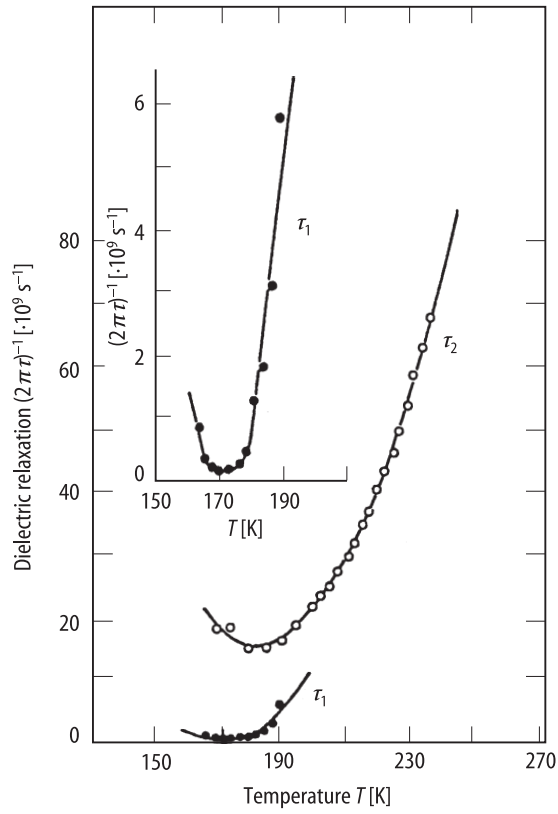


Fig. 22B-1-004. Tl(InS₂)_{0.985}(FeSe₂)_{0.015}. $(2\pi\tau_1)^{-1}$, $(2\pi\tau_2)^{-1}$ vs. T [94Ban]. τ_1 , τ_2 : dielectric relaxation times for two relaxations.