








### Warnings

-  Page is empty inside trim box (8x on pages 2,12,14,30,521-524)
-  Font AdvP3D25A4 uses an artificial bold style --> please check if used font family includes the used font style originally i.e. BOLD (8x on page 3)
-  Font Symbol uses an artificial italic style --> please check if used font family includes the used font style originally i.e. BOLD (8x on pages 41,45,112,186,209,340,481)
-  Text of 4.54...4.99 pt is less than 5 pt --> please check for legibility (306x on pages 110...455)
-  Compression ratio of image is more than 15 --> please use correct jopotions (SpringerNature\_Print) (2x on pages 271,338)



### Processing

Certified PDF status	Preflighted successfully
Preflight Profile	SpringerNature_Print_Books_V13_2016_10_06
Created by	Mark Rübsam / Klaus Rüschhoff Springer Nature
Pages processed	1-524
Application used to preflight	Enfocus PitStop Server 13 update 2 powered by Enfocus PitStop Library 13 update 2
Application used to create the report	Enfocus PitStop Library 13 update 2
Preflighted on	UTC: April 24, 2017 - 08:24:05 [ April 24, 2017 - 13:54:05 ]

### Document properties

Document Name	978-3-662-50022-4_Book_PrintPDF.pdf
Number of pages	524
PDF Version	1.3
Creation Date	UTC: April 21, 2017 - 23:33:14 [ April 22, 2017 - 05:03:14 ]
Modification Date	UTC: April 24, 2017 - 08:02:57 [ April 24, 2017 - 13:32:57 ]
Producer	Acrobat Distiller 9.4.0(Windows)
Creator	3B2 Total Publishing 5.64d/X
Author	-
Title	-
Subject	-
Keywords	-
Trapped	no
Trapping Information Present	no
Repaired on Open	no
Optimized for Fast Web View	no
Thumbnails Present	no
Binding	left
Job Ticket Present	no

### Security

Encryption Type	not encrypted
Content Copying or Extraction	allowed
Content Access for Disabled Users	allowed
Adding or Modifying Annotations	allowed
Creating or Modifying Form Fields	allowed
Form Field Fill-in or Signing	allowed
Document Assembly	allowed
Other Document Modifications	allowed
Printing	high resolution

### Compression

Data format	binary
Document structure compressed	yes
Filters used	CCITT, JPEG, ZIP



### Status Incoming Document

Not Certified

### Action:

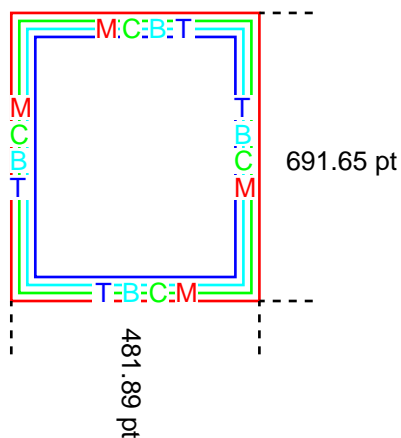
Started Certified PDF workflow

### Status Outgoing Document

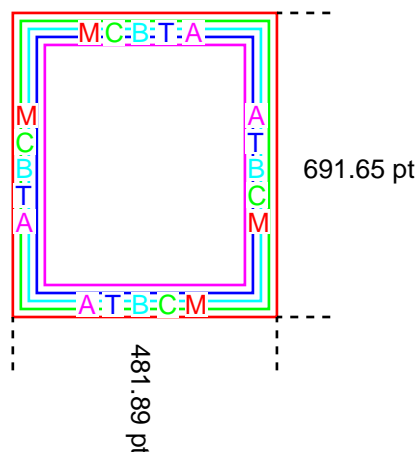
Preflight Profile Name:	SpringerNature_Print_Books_V13_2016_10_06
Author:	Mark Rübsam / Klaus Rüschhoff
Company:	Springer Nature
Document Status	Preflighted successfully
Preflight Profile Status	Match



Defined page boxes



Effective page boxes



Page box	Defined size	Effective size
Media box (M)	481.89 x 691.65 pt	481.89 x 691.65 pt
Crop box (C)	481.89 x 691.65 pt	481.89 x 691.65 pt
Trim box (T)	481.89 x 691.65 pt	481.89 x 691.65 pt
Bleed box (B)	481.89 x 691.65 pt	481.89 x 691.65 pt
Art box (A)	not defined	481.89 x 691.65 pt

Defined for pages 1-524

Media box starts at : (0, 0) pt

Page rotation : 0 degrees

Page scaling factor : 1



## Font Information

	PostScript font name	Type	Embedded as	Subset	Encoding
🔍	AdvP43CA3F	Type 1	Type 1	yes	Custom
🔍	AdvP3D25A4	Type 1	Type 1	yes	Custom
🔍	AdvP4101B9	Type 1	Type 1	yes	Custom
🔍	AdvP3DBE4E	Type 1	Type 1	yes	Custom
🔍	AdvPi3	Type 1	Type 1	yes	Custom
🔍	AdvTimes	Type 1	Type 1	yes	Custom
🔍	SMinionPlusTab-Regular	Type 1	Type 1	yes	Custom
🔍	Times-Roman	Type 1	Type 1	yes	Custom
🔍	TimesNewRomanBold	Type 1	Type 1	yes	Custom
🔍	AdvTimes-b	Type 1	Type 1	yes	Custom
🔍	AdvP4C4E74	Type 1	Type 1	yes	Custom
🔍	AdvPi1	Type 1	Type 1	yes	Custom
🔍	AdvTimes-i	Type 1	Type 1	yes	Custom
🔍	AdvP4C4E59	Type 1	Type 1	yes	Custom
🔍	AdvP4C4E51	Type 1	Type 1	yes	Custom
🔍	AdvP4C4E46	Type 1	Type 1	yes	Custom
🔍	Arial-BoldMT	Type 1	Type 1	yes	Custom
🔍	ArialMT	Type 1	Type 1	yes	Custom
🔍	TimesNewRomanPS-ItalicMT	Type 1	Type 1	yes	Custom
🔍	TimesNewRomanPSMT	Type 1	Type 1	yes	Custom
🔍	Symbol	Type 1	Type 1	yes	Custom
🔍	AdvTimes-bi	Type 1	Type 1	yes	Custom
🔍	AdvM6891	Type 1	Type 1	yes	Custom
🔍	AdvP464112	Type 1	Type 1	yes	Custom
🔍	AdvP4BCB5F	Type 1	Type 1	yes	Custom
🔍	AdvP3E909F	Type 1	Type 1	yes	Custom
🔍	F0	Type 1	Type 1	yes	Custom
🔍	F2	Type 1	Type 1	yes	Custom
🔍	AdvT024	Type 1	Type 1	yes	Custom
🔍	F4	Type 1	Type 1	yes	Custom



## Image Information

Type	Color Space	Size (pixels)	Resolution (ppi)	Bits per channel	Page	Angle (degrees)	Shear	Flipped	Custom Transfer	Custom Halftone	Custom BG	Custom UCR
Grayscale	Gray	456x122	299.5x298.1	8	3	0	-	-	-	-	-	-
Mask	Gray	1161x757	1199.7x1200.2	1	3	0	-	-	-	-	-	-
Grayscale	Gray	1306x1450	324.6x295.7	8	47	0	-	-	-	-	-	-
Grayscale	Gray	1319x1459	371.2x307.2	8	48	0	-	-	-	-	-	-
Grayscale	Gray	1402x1543	361.4x297.5	8	49	0	-	-	-	-	-	-
Mask	Gray	4418x3692	1199.9x1199.9	1	51	0	-	+	-	-	-	-
Mask	Gray	4551x4386	1200x1200	1	51	0	-	+	-	-	-	-
Grayscale	Gray	610x610	299.7x299.7	8	54	0	-	-	-	-	-	-
Grayscale	Gray	656x615	299.7x299.7	8	54	0	-	-	-	-	-	-
Grayscale	Gray	619x539	299.8x299.9	8	57	0	-	-	-	-	-	-
Grayscale	Gray	1445x1575	309.3x304.8	8	58	0	-	-	-	-	-	-
Grayscale	Gray	1287x454	299.9x299.7	8	60	0	-	-	-	-	-	-
Grayscale	Gray	1134x747	316x300.2	8	63	0	-	-	-	-	-	-
Grayscale	Gray	1461x725	299.8x300.1	8	63	0	-	-	-	-	-	-
Grayscale	Gray	457x767	221.2x221.6	8	73	0	-	+	-	-	-	-
Grayscale	Gray	1418x737	299.9x299.8	8	75	0	-	-	-	-	-	-
Grayscale	Gray	1482x1062	299.9x299.9	8	76	0	-	-	-	-	-	-
Grayscale	Gray	916x766	299.8x299.9	8	77	0	-	-	-	-	-	-
Grayscale	Gray	1477x1100	299.9x300	8	78	0	-	-	-	-	-	-
Grayscale	Gray	1498x1073	299.9x300	8	80	0	-	-	-	-	-	-
Grayscale	Gray	1380x1169	299.9x299.9	8	82	0	-	-	-	-	-	-
Grayscale	Gray	813x1760	296.6x299.8	8	83	0	-	-	-	-	-	-
Grayscale	Gray	674x771	299.9x291.7	8	84	0	-	-	-	-	-	-
Grayscale	Gray	797x846	303x296.8	8	84	0	-	-	-	-	-	-
Grayscale	Gray	1488x1584	310.3x313.4	8	86	0	-	-	-	-	-	-
Grayscale	Gray	1472x1536	304x309.3	8	88	0	-	-	-	-	-	-
Grayscale	Gray	1512x1551	299.9x299.9	8	90	0	-	-	-	-	-	-
Grayscale	Gray	1550x1592	319x319	8	93	0	-	-	-	-	-	-
Grayscale	Gray	1439x1567	307x310.5	8	101	0	-	-	-	-	-	-
Grayscale	Gray	617x542	206.3x206.3	8	102	0	-	+	-	-	-	-
Grayscale	Gray	703x715	204x203.9	8	102	0	-	+	-	-	-	-
Grayscale	Gray	1383x1204	299.9x299.9	8	105	0	-	+	-	-	-	-
Grayscale	Gray	1260x896	299.8x299.9	8	106	0	-	+	-	-	-	-
Grayscale	Gray	1441x932	299.9x299.7	8	106	0	-	+	-	-	-	-
Grayscale	Gray	1873x1735	588.6x587.6	8	117	0	-	+	-	-	-	-
Grayscale	Gray	1332x936	296.9x298.1	8	118	0	-	-	-	-	-	-
Grayscale	Gray	1078x866	299.8x299.8	8	122	0	-	+	-	-	-	-
Grayscale	Gray	1010x914	299.7x299.7	8	135	0	-	+	-	-	-	-
Grayscale	Gray	654x671	300x299.9	8	168	0	-	+	-	-	-	-
Grayscale	Gray	674x677	299.8x299.7	8	168	0	-	+	-	-	-	-
Grayscale	Gray	1016x1102	299.8x299.8	8	174	0	-	-	-	-	-	-



## Image Information

Type	Color Space	Size (pixels)	Resolution (ppi)	Bits per channel	Page	Angle (degrees)	Shear	Flipped	Custom Transfer	Custom Halftone	Custom BG	Custom UCR
Grayscale	Gray	852x746	299.8x299.9	8	175	0	-	-	-	-	-	-
Grayscale	Gray	724x800	299.8x299.9	8	192	0	-	+	-	-	-	-
Grayscale	Gray	1250x1384	299.9x299.9	8	196	0	-	-	-	-	-	-
Mask	Gray	2866x2610	1200.2x1200	1	197	0	-	+	-	-	-	-
Grayscale	Gray	1206x759	299.9x299.8	8	200	0	-	-	-	-	-	-
Grayscale	Gray	818x956	299.8x299.8	8	200	0	-	+	-	-	-	-
Grayscale	Gray	1456x1762	299.9x299.9	8	203	0	-	-	-	-	-	-
Grayscale	Gray	1076x632	299.8x299.7	8	208	0	-	-	-	-	-	-
Grayscale	Gray	854x502	299.8x299.6	8	208	0	-	-	-	-	-	-
Grayscale	Gray	1158x949	299.8x300	8	209	0	-	-	-	-	-	-
Grayscale	Gray	1197x860	299.8x299.8	8	212	0	-	-	-	-	-	-
Grayscale	Gray	1009x807	299.8x299.9	8	220	0	-	-	-	-	-	-
Grayscale	Gray	1414x1055	299.9x300	8	223	0	-	-	-	-	-	-
Grayscale	Gray	1503x1578	299.9x299.9	8	224	0	-	-	-	-	-	-
Grayscale	Gray	826x712	299.8x299.7	8	225	0	-	-	-	-	-	-
Grayscale	Gray	1129x853	299.8x299.8	8	227	0	-	-	-	-	-	-
Grayscale	Gray	1467x782	307.9x290.5	8	230	0	-	-	-	-	-	-
Grayscale	Gray	1266x1944	304.1x305.4	8	231	0	-	-	-	-	-	-
Grayscale	Gray	1216x1878	302.8x315.6	8	232	0	-	-	-	-	-	-
Grayscale	Gray	1481x948	312.9x301.8	8	233	0	-	-	-	-	-	-
Grayscale	Gray	897x614	299.8x299.7	8	234	0	-	-	-	-	-	-
Mask	Gray	5388x4399	1200x1199.9	1	236	0	-	+	-	-	-	-
Grayscale	Gray	1448x944	299.9x299.9	8	242	0	-	-	-	-	-	-
Grayscale	Gray	1033x670	299.8x299.9	8	243	0	-	-	-	-	-	-
Grayscale	Gray	1206x737	299.8x299.7	8	245	0	-	-	-	-	-	-
Grayscale	Gray	1152x751	299.8x299.7	8	246	0	-	-	-	-	-	-
Grayscale	Gray	1147x759	299.8x299.9	8	247	0	-	-	-	-	-	-
Grayscale	Gray	1062x991	299.8x299.8	8	248	0	-	-	-	-	-	-
Mask	Gray	5906x3702	1200.1x1199.9	1	248	0	-	+	-	-	-	-
Grayscale	Gray	1060x1894	299.8x300	8	250	0	-	-	-	-	-	-
Grayscale	Gray	1498x905	299.9x300	8	251	0	-	-	-	-	-	-
Grayscale	Gray	1507x1255	299.9x300	8	253	0	-	-	-	-	-	-
Grayscale	Gray	1481x902	299.9x299.9	8	259	0	-	-	-	-	-	-
Grayscale	Gray	783x834	299.7x299.8	8	259	0	-	+	-	-	-	-
Grayscale	Gray	1556x1942	299.9x300	8	271	0	-	-	-	-	-	-
Grayscale	Gray	1160x858	307.2x293.7	8	273	0	-	-	-	-	-	-
Grayscale	Gray	1454x860	300x300	8	273	0	-	-	-	-	-	-
Grayscale	Gray	1188x837	288.2x275.7	8	274	0	-	-	-	-	-	-
Grayscale	Gray	1482x870	300x299.5	8	274	0	-	-	-	-	-	-
Grayscale	Gray	1014x752	309.3x296.5	8	275	0	-	-	-	-	-	-
Grayscale	Gray	1010x750	318.1x304.8	8	276	0	-	-	-	-	-	-



## Image Information

Type	Color Space	Size (pixels)	Resolution (ppi)	Bits per channel	Page	Angle (degrees)	Shear	Flipped	Custom Transfer	Custom Halftone	Custom BG	Custom UCR
Grayscale	Gray	1197x711	299.5x299.4	8	276	0	-	-	-	-	-	-
Grayscale	Gray	1215x900	312.1x298.9	8	277	0	-	-	-	-	-	-
Grayscale	Gray	1349x1664	300.1x301.3	8	278	0	-	-	-	-	-	-
Grayscale	Gray	1236x946	287.8x275.8	8	279	0	-	-	-	-	-	-
Grayscale	Gray	1299x697	312.1x288	8	279	0	-	-	-	-	-	-
Grayscale	Gray	1254x1537	300.1x306.8	8	280	0	-	-	-	-	-	-
Grayscale	Gray	1167x755	310.1x297.1	8	281	0	-	-	-	-	-	-
Grayscale	Gray	1182x791	315.1x312.4	8	282	0	-	-	-	-	-	-
Mask	Gray	4677x4433	1199.9x1200	1	285	0	-	+	-	-	-	-
Grayscale	Gray	681x682	206.7x206.6	8	286	0	-	+	-	-	-	-
Grayscale	Gray	990x549	348.7x324.4	8	290	0	-	-	-	-	-	-
Grayscale	Gray	535x428	229x228.3	8	294	0	-	+	-	-	-	-
Grayscale	Gray	1282x694	299.8x299.9	8	297	0	-	-	-	-	-	-
Grayscale	Gray	1298x714	299.9x299.9	8	297	0	-	-	-	-	-	-
Grayscale	Gray	513x383	220.2x219.6	8	299	0	-	+	-	-	-	-
Grayscale	Gray	531x417	215.2x215.6	8	299	0	-	+	-	-	-	-
Grayscale	Gray	1239x697	299.8x299.7	8	300	0	-	-	-	-	-	-
Grayscale	Gray	1269x714	299.8x299.9	8	301	0	-	-	-	-	-	-
Grayscale	Gray	1122x772	333.1x333	8	302	0	-	-	-	-	-	-
Grayscale	Gray	1041x754	299.8x299.6	8	303	0	-	+	-	-	-	-
Grayscale	Gray	1146x725	267.7x267.6	8	303	0	-	-	-	-	-	-
Grayscale	Gray	1335x1543	299.9x300	8	305	0	-	-	-	-	-	-
Grayscale	Gray	896x891	384.5x384.5	8	307	0	-	+	-	-	-	-
Grayscale	Gray	923x850	385.7x386.6	8	307	0	-	+	-	-	-	-
Grayscale	Gray	1481x1747	299.8x299.9	8	310	0	-	+	-	-	-	-
Grayscale	Gray	1517x1852	299.9x300	8	311	0	-	+	-	-	-	-
Grayscale	Gray	1258x1542	303.3x304.8	8	324	0	-	-	-	-	-	-
Grayscale	Gray	942x1665	300.7x301.6	8	325	0	-	-	-	-	-	-
Grayscale	Gray	912x1097	296.3x293.5	8	326	0	-	-	-	-	-	-
Grayscale	Gray	1008x1746	303.6x304.7	8	328	0	-	-	-	-	-	-
Grayscale	Gray	1468x1849	305.1x303.5	8	329	0	-	-	-	-	-	-
Grayscale	Gray	1242x800	311.7x297.3	8	331	0	-	-	-	-	-	-
Mask	Gray	2227x3722	1199.8x1200.1	1	332	0	-	-	-	-	-	-
Mask	Gray	2747x2717	1200x1199.8	1	332	0	-	-	-	-	-	-
Grayscale	Gray	1481x2123	306.5x306.2	8	335	0	-	-	-	-	-	-
Grayscale	Gray	1463x977	297.5x291.6	8	336	0	-	-	-	-	-	-
Grayscale	Gray	1467x1488	300x299.8	8	338	0	-	+	-	-	-	-
Grayscale	Gray	1481x1356	299.9x300	8	339	0	-	+	-	-	-	-
Grayscale	Gray	1471x919	299.9x299.7	8	340	0	-	+	-	-	-	-
Grayscale	Gray	988x559	236x235.4	8	342	0	-	+	-	-	-	-
Grayscale	Gray	996x552	234.4x234.9	8	342	0	-	+	-	-	-	-





## Image Information

Type	Color Space	Size (pixels)	Resolution (ppi)	Bits per channel	Page	Angle (degrees)	Shear	Flipped	Custom Transfer	Custom Halftone	Custom BG	Custom UCR
Grayscale	Gray	997x545	233.6x233.4	8	342	0	-	+	-	-	-	-
Grayscale	Gray	1100x1955	299.8x300	8	348	0	-	-	-	-	-	-
Grayscale	Gray	1108x1825	299.9x299.9	8	349	0	-	-	-	-	-	-
Grayscale	Gray	1386x1526	299.9x299.9	8	352	0	-	-	-	-	-	-
Grayscale	Gray	1379x1836	299.9x300	8	353	0	-	-	-	-	-	-
Grayscale	Gray	1179x1977	299.8x299.9	8	354	0	-	-	-	-	-	-
Grayscale	Gray	1329x796	315.5x299.5	8	355	0	-	-	-	-	-	-
Grayscale	Gray	1131x1995	299.8x299.9	8	357	0	-	-	-	-	-	-
Grayscale	Gray	1468x1948	299.9x299.9	8	359	0	-	-	-	-	-	-
Grayscale	Gray	1170x1002	299.9x299.9	8	360	0	-	+	-	-	-	-
Grayscale	Gray	694x899	299.8x299.8	8	361	0	-	+	-	-	-	-
Grayscale	Gray	1284x883	315.2x303.5	8	367	0	-	-	-	-	-	-
Grayscale	Gray	1351x1155	307.6x300.4	8	367	0	-	-	-	-	-	-
Grayscale	Gray	1475x1262	319.6x312.9	8	368	0	-	-	-	-	-	-
Grayscale	Gray	926x1547	299.9x299.9	8	369	0	-	+	-	-	-	-
Grayscale	Gray	715x644	299.8x299.8	8	382	0	-	+	-	-	-	-
Grayscale	Gray	836x845	299.9x299.9	8	382	0	-	+	-	-	-	-
Grayscale	Gray	647x709	300x299.7	8	383	0	-	+	-	-	-	-
Grayscale	Gray	661x717	299.6x299.8	8	383	0	-	+	-	-	-	-
Grayscale	Gray	1225x1100	299.9x299.8	8	384	0	-	+	-	-	-	-
Grayscale	Gray	1151x843	295.2x295.8	8	386	0	-	+	-	-	-	-
Grayscale	Gray	820x864	273.3x274.2	8	386	0	-	+	-	-	-	-
Grayscale	Gray	748x661	227.1x226.8	8	387	0	-	+	-	-	-	-
Grayscale	Gray	1173x1194	299.9x299.9	8	389	0	-	+	-	-	-	-
Grayscale	Gray	1185x845	263.3x263.3	8	390	0	-	+	-	-	-	-
Grayscale	Gray	1365x1343	444.1x444.1	8	390	0	-	+	-	-	-	-
Grayscale	Gray	1252x1037	299.8x300	8	392	0	-	-	-	-	-	-
Mask	Gray	3726x2076	1200x1200	1	395	0	-	+	-	-	-	-
Mask	Gray	3712x3010	1200x1200.2	1	396	0	-	+	-	-	-	-
Mask	Gray	4307x4003	1199.9x1199.9	1	397	0	-	+	-	-	-	-
Grayscale	Gray	1478x964	299.4x299.1	8	399	0	-	-	-	-	-	-
Grayscale	Gray	1288x990	356.2x313.6	8	401	0	-	-	-	-	-	-
Grayscale	Gray	1476x1212	332.6x292.3	8	402	0	-	-	-	-	-	-
Mask	Gray	3383x4149	1200x1200	1	403	0	-	+	-	-	-	-
Grayscale	Gray	518x448	244.8x244.7	8	406	0	-	+	-	-	-	-
Grayscale	Gray	746x903	299.7x299.9	8	406	0	-	+	-	-	-	-
Grayscale	Gray	676x1185	300x299.8	8	407	0	-	+	-	-	-	-
Grayscale	Gray	884x659	299.7x299.6	8	408	0	-	+	-	-	-	-
Grayscale	Gray	769x1025	299.7x300	8	409	0	-	+	-	-	-	-
Grayscale	Gray	605x1048	299.6x299.8	8	410	0	-	+	-	-	-	-
Grayscale	Gray	696x607	299.9x299.7	8	410	0	-	+	-	-	-	-



## Image Information

Type	Color Space	Size (pixels)	Resolution (ppi)	Bits per channel	Page	Angle (degrees)	Shear	Flipped	Custom Transfer	Custom Halftone	Custom BG	Custom UCR
Grayscale	Gray	782x548	299.9x299.9	8	412	0	-	+	-	-	-	-
Grayscale	Gray	806x293	299.9x299.1	8	412	0	-	+	-	-	-	-
Grayscale	Gray	900x670	299.9x299.6	8	414	0	-	+	-	-	-	-
Grayscale	Gray	1441x1179	299.9x299.9	8	417	0	-	+	-	-	-	-
Mask	Gray	3628x3153	1200.1x1199.8	1	422	0	-	+	-	-	-	-
Grayscale	Gray	930x925	356.7x357.4	8	425	0	-	+	-	-	-	-
Grayscale	Gray	640x641	213.2x213.2	8	430	0	-	+	-	-	-	-
Grayscale	Gray	889x717	246.8x246.7	8	430	0	-	+	-	-	-	-
Grayscale	Gray	1175x613	299.8x300	8	433	0	-	+	-	-	-	-
Grayscale	Gray	776x809	258.6x258.6	8	433	0	-	+	-	-	-	-
Grayscale	Gray	751x661	237.9x237.9	8	434	0	-	-	-	-	-	-
Grayscale	Gray	1254x1049	352.7x352.7	8	435	0	-	-	-	-	-	-
Grayscale	Gray	1110x712	299.8x299.7	8	436	0	-	-	-	-	-	-
Grayscale	Gray	1368x1064	428.3x428.2	8	437	0	-	-	-	-	-	-
Grayscale	Gray	1088x723	315.6x315.5	8	438	0	-	-	-	-	-	-
Grayscale	Gray	1142x967	399.7x399.6	8	438	0	-	-	-	-	-	-
Grayscale	Gray	705x1032	300x299.7	8	439	0	-	+	-	-	-	-
Grayscale	Gray	984x651	299.8x299.7	8	440	0	-	-	-	-	-	-
Grayscale	Gray	524x979	299.7x299.8	8	441	0	-	+	-	-	-	-
Grayscale	Gray	769x1086	299.7x299.9	8	442	0	-	+	-	-	-	-
Grayscale	Gray	922x637	299.7x299.6	8	444	0	-	+	-	-	-	-
Grayscale	Gray	965x886	299.8x299.8	8	444	0	-	+	-	-	-	-
Grayscale	Gray	1125x1136	299.8x299.9	8	447	0	-	+	-	-	-	-
Grayscale	Gray	1494x1940	299.9x299.9	8	449	0	-	-	-	-	-	-
Mask	Gray	5973x4919	1200.1x1200.1	1	450	0	-	+	-	-	-	-
Grayscale	Gray	1470x1821	299.9x299.9	8	452	0	-	-	-	-	-	-
Grayscale	Gray	717x617	238.9x238.9	8	454	0	-	+	-	-	-	-
Grayscale	Gray	927x944	299.8x299.7	8	460	0	-	+	-	-	-	-
Grayscale	Gray	1185x1084	299.8x299.8	8	461	0	-	+	-	-	-	-
Mask	Gray	4452x5045	1199.9x1200	1	462	0	-	+	-	-	-	-
Grayscale	Gray	1270x1239	300x299.8	8	463	0	-	+	-	-	-	-
Grayscale	Gray	1497x998	299.9x300.1	8	466	0	-	-	-	-	-	-
Grayscale	Gray	926x1146	299.8x300	8	466	0	-	-	-	-	-	-
Grayscale	Gray	1024x959	299.8x299.8	8	468	0	-	-	-	-	-	-
Grayscale	Gray	1349x1086	299.8x299.8	8	468	0	-	-	-	-	-	-
Grayscale	Gray	1313x1140	299.6x299.7	8	469	0	-	-	-	-	-	-



enfocus  
**PITSTOP**SERVER



## OPI Information

**No OPI**



Item	Value
Color Space	Gray
Page	1,3-11,13,15-29,31-520
Color Space	Separation (Process color)
Page	4
Name	■ Black
Alternate Space	CMYK
CMYK values	[0, 0, 0, 1]



### Document

Ink	Percentage	Surface
Black	3.96%	6920870 sq pt
Total	3.96%	6920870 sq pt

### Page 1

Ink	Percentage	Surface
Black	0.42%	1390 sq pt
Total	0.42%	1390 sq pt

### Pages 2,12,14,30,108,124,370,464,484,494,521-524 don't use any inks

### Page 3

Ink	Percentage	Surface
Black	3.08%	10290 sq pt
Total	3.08%	10290 sq pt

### Page 4

Ink	Percentage	Surface
Black	3.7%	12349 sq pt
Total	3.7%	12349 sq pt

### Page 5

Ink	Percentage	Surface
Black	1.71%	5688 sq pt
Total	1.71%	5688 sq pt

### Page 6

Ink	Percentage	Surface
Black	3.19%	10637 sq pt
Total	3.19%	10637 sq pt

### Page 7

Ink	Percentage	Surface
Black	3.82%	12738 sq pt
Total	3.82%	12738 sq pt



### Page 8

Ink	Percentage	Surface
Black	1.65%	5491 sq pt
Total	1.65%	5491 sq pt

### Page 9

Ink	Percentage	Surface
Black	3.96%	13207 sq pt
Total	3.96%	13207 sq pt

### Page 10

Ink	Percentage	Surface
Black	6.24%	20801 sq pt
Total	6.24%	20801 sq pt

### Page 11

Ink	Percentage	Surface
Black	4.19%	13970 sq pt
Total	4.19%	13970 sq pt

### Page 13

Ink	Percentage	Surface
Black	2.43%	8092 sq pt
Total	2.43%	8092 sq pt

### Page 15

Ink	Percentage	Surface
Black	2.89%	9653 sq pt
Total	2.89%	9653 sq pt

### Page 16

Ink	Percentage	Surface
Black	4.86%	16199 sq pt
Total	4.86%	16199 sq pt

### Page 17

Ink	Percentage	Surface
-----	------------	---------



Black	4.26%	14209 sq pt
Total	4.26%	14209 sq pt

### Page 18

Ink	Percentage	Surface
Black	4.75%	15833 sq pt
Total	4.75%	15833 sq pt

### Page 19

Ink	Percentage	Surface
Black	5.05%	16830 sq pt
Total	5.05%	16830 sq pt

### Page 20

Ink	Percentage	Surface
Black	5.12%	17067 sq pt
Total	5.12%	17067 sq pt

### Page 21

Ink	Percentage	Surface
Black	5.12%	17077 sq pt
Total	5.12%	17077 sq pt

### Page 22

Ink	Percentage	Surface
Black	5.07%	16918 sq pt
Total	5.07%	16918 sq pt

### Page 23

Ink	Percentage	Surface
Black	4.83%	16103 sq pt
Total	4.83%	16103 sq pt

### Page 24

Ink	Percentage	Surface
Black	5.09%	16992 sq pt
Total	5.09%	16992 sq pt



### 🔍 Page 25

Ink	Percentage	Surface
Black	4.34%	14461 sq pt
Total	4.34%	14461 sq pt

### 🔍 Page 26

Ink	Percentage	Surface
Black	0.94%	3131 sq pt
Total	0.94%	3131 sq pt

### 🔍 Page 27

Ink	Percentage	Surface
Black	2.65%	8846 sq pt
Total	2.65%	8846 sq pt

### 🔍 Page 28

Ink	Percentage	Surface
Black	4.8%	15998 sq pt
Total	4.8%	15998 sq pt

### 🔍 Page 29

Ink	Percentage	Surface
Black	2.22%	7396 sq pt
Total	2.22%	7396 sq pt

### 🔍 Page 31

Ink	Percentage	Surface
Black	1.48%	4951 sq pt
Total	1.48%	4951 sq pt

### 🔍 Page 32

Ink	Percentage	Surface
Black	2.78%	9259 sq pt
Total	2.78%	9259 sq pt

### 🔍 Page 33

Ink	Percentage	Surface
-----	------------	---------





## Ink Information

Black	3.46%	11532 sq pt
Total	3.46%	11532 sq pt

### Page 34

Ink	Percentage	Surface
Black	4.44%	14807 sq pt
Total	4.44%	14807 sq pt

### Page 35

Ink	Percentage	Surface
Black	4.52%	15093 sq pt
Total	4.52%	15093 sq pt

### Page 36

Ink	Percentage	Surface
Black	1.71%	5694 sq pt
Total	1.71%	5694 sq pt

### Page 37

Ink	Percentage	Surface
Black	3.52%	11729 sq pt
Total	3.52%	11729 sq pt

### Page 38

Ink	Percentage	Surface
Black	4.35%	14505 sq pt
Total	4.35%	14505 sq pt

### Page 39

Ink	Percentage	Surface
Black	3.14%	10469 sq pt
Total	3.14%	10469 sq pt

### Page 40

Ink	Percentage	Surface
Black	5.12%	17089 sq pt
Total	5.12%	17089 sq pt



### 🔍 Page 41

Ink	Percentage	Surface
Black	2.76%	9192 sq pt
Total	2.76%	9192 sq pt

### 🔍 Page 42

Ink	Percentage	Surface
Black	2.62%	8752 sq pt
Total	2.62%	8752 sq pt

### 🔍 Page 43

Ink	Percentage	Surface
Black	3.89%	12976 sq pt
Total	3.89%	12976 sq pt

### 🔍 Page 44

Ink	Percentage	Surface
Black	3.05%	10180 sq pt
Total	3.05%	10180 sq pt

### 🔍 Page 45

Ink	Percentage	Surface
Black	2.01%	6711 sq pt
Total	2.01%	6711 sq pt

### 🔍 Page 46

Ink	Percentage	Surface
Black	3.78%	12597 sq pt
Total	3.78%	12597 sq pt

### 🔍 Page 47

Ink	Percentage	Surface
Black	5.34%	17828 sq pt
Total	5.34%	17828 sq pt

### 🔍 Page 48

Ink	Percentage	Surface
-----	------------	---------



## Ink Information

Black	5.06%	16872 sq pt
Total	5.06%	16872 sq pt

### Page 49

Ink	Percentage	Surface
Black	5.47%	18253 sq pt
Total	5.47%	18253 sq pt

### Page 50

Ink	Percentage	Surface
Black	3.83%	12788 sq pt
Total	3.83%	12788 sq pt

### Page 51

Ink	Percentage	Surface
Black	1.6%	5328 sq pt
Total	1.6%	5328 sq pt

### Page 52

Ink	Percentage	Surface
Black	2.98%	9941 sq pt
Total	2.98%	9941 sq pt

### Page 53

Ink	Percentage	Surface
Black	3.92%	13074 sq pt
Total	3.92%	13074 sq pt

### Page 54

Ink	Percentage	Surface
Black	4.28%	14282 sq pt
Total	4.28%	14282 sq pt

### Page 55

Ink	Percentage	Surface
Black	4.36%	14533 sq pt
Total	4.36%	14533 sq pt



### 🔍 Page 56

Ink	Percentage	Surface
Black	3.47%	11578 sq pt
Total	3.47%	11578 sq pt

### 🔍 Page 57

Ink	Percentage	Surface
Black	4.65%	15524 sq pt
Total	4.65%	15524 sq pt

### 🔍 Page 58

Ink	Percentage	Surface
Black	7.47%	24907 sq pt
Total	7.47%	24907 sq pt

### 🔍 Page 59

Ink	Percentage	Surface
Black	5.06%	16889 sq pt
Total	5.06%	16889 sq pt

### 🔍 Page 60

Ink	Percentage	Surface
Black	3.53%	11781 sq pt
Total	3.53%	11781 sq pt

### 🔍 Page 61

Ink	Percentage	Surface
Black	4.81%	16039 sq pt
Total	4.81%	16039 sq pt

### 🔍 Page 62

Ink	Percentage	Surface
Black	2.32%	7751 sq pt
Total	2.32%	7751 sq pt

### 🔍 Page 63

Ink	Percentage	Surface
-----	------------	---------



Black	7.42%	24755 sq pt
Total	7.42%	24755 sq pt

### Page 64

Ink	Percentage	Surface
Black	4.03%	13426 sq pt
Total	4.03%	13426 sq pt

### Page 65

Ink	Percentage	Surface
Black	4.71%	15697 sq pt
Total	4.71%	15697 sq pt

### Page 66

Ink	Percentage	Surface
Black	4.59%	15302 sq pt
Total	4.59%	15302 sq pt

### Page 67

Ink	Percentage	Surface
Black	1.58%	5258 sq pt
Total	1.58%	5258 sq pt

### Page 68

Ink	Percentage	Surface
Black	3.36%	11202 sq pt
Total	3.36%	11202 sq pt

### Page 69

Ink	Percentage	Surface
Black	6.17%	20567 sq pt
Total	6.17%	20567 sq pt

### Page 70

Ink	Percentage	Surface
Black	2.28%	7592 sq pt
Total	2.28%	7592 sq pt



### 🔍 Page 71

Ink	Percentage	Surface
Black	3.41%	11379 sq pt
Total	3.41%	11379 sq pt

### 🔍 Page 72

Ink	Percentage	Surface
Black	2.01%	6708 sq pt
Total	2.01%	6708 sq pt

### 🔍 Page 73

Ink	Percentage	Surface
Black	3.87%	12893 sq pt
Total	3.87%	12893 sq pt

### 🔍 Page 74

Ink	Percentage	Surface
Black	4.16%	13875 sq pt
Total	4.16%	13875 sq pt

### 🔍 Page 75

Ink	Percentage	Surface
Black	3.23%	10789 sq pt
Total	3.23%	10789 sq pt

### 🔍 Page 76

Ink	Percentage	Surface
Black	3.04%	10127 sq pt
Total	3.04%	10127 sq pt

### 🔍 Page 77

Ink	Percentage	Surface
Black	4.41%	14701 sq pt
Total	4.41%	14701 sq pt

### 🔍 Page 78

Ink	Percentage	Surface
-----	------------	---------



## Ink Information

Black	3.5%	11664 sq pt
Total	3.5%	11664 sq pt

### Page 79

Ink	Percentage	Surface
Black	5.45%	18190 sq pt
Total	5.45%	18190 sq pt

### Page 80

Ink	Percentage	Surface
Black	4.03%	13434 sq pt
Total	4.03%	13434 sq pt

### Page 81

Ink	Percentage	Surface
Black	4.06%	13539 sq pt
Total	4.06%	13539 sq pt

### Page 82

Ink	Percentage	Surface
Black	3.47%	11561 sq pt
Total	3.47%	11561 sq pt

### Page 83

Ink	Percentage	Surface
Black	2.98%	9945 sq pt
Total	2.98%	9945 sq pt

### Page 84

Ink	Percentage	Surface
Black	2.54%	8467 sq pt
Total	2.54%	8467 sq pt

### Page 85

Ink	Percentage	Surface
Black	5.35%	17858 sq pt
Total	5.35%	17858 sq pt



### 🔍 Page 86

Ink	Percentage	Surface
Black	8.35%	27844 sq pt
Total	8.35%	27844 sq pt

### 🔍 Page 87

Ink	Percentage	Surface
Black	3.74%	12463 sq pt
Total	3.74%	12463 sq pt

### 🔍 Page 88

Ink	Percentage	Surface
Black	9.87%	32936 sq pt
Total	9.87%	32936 sq pt

### 🔍 Page 89

Ink	Percentage	Surface
Black	4.39%	14639 sq pt
Total	4.39%	14639 sq pt

### 🔍 Page 90

Ink	Percentage	Surface
Black	11.23%	37442 sq pt
Total	11.23%	37442 sq pt

### 🔍 Page 91

Ink	Percentage	Surface
Black	4.24%	14147 sq pt
Total	4.24%	14147 sq pt

### 🔍 Page 92

Ink	Percentage	Surface
Black	4.19%	13963 sq pt
Total	4.19%	13963 sq pt

### 🔍 Page 93

Ink	Percentage	Surface
-----	------------	---------





## Ink Information

Black	5.97%	19898 sq pt
Total	5.97%	19898 sq pt

### Page 94

Ink	Percentage	Surface
Black	4.99%	16660 sq pt
Total	4.99%	16660 sq pt

### Page 95

Ink	Percentage	Surface
Black	1.5%	5019 sq pt
Total	1.5%	5019 sq pt

### Page 96

Ink	Percentage	Surface
Black	3.58%	11927 sq pt
Total	3.58%	11927 sq pt

### Page 97

Ink	Percentage	Surface
Black	4.08%	13605 sq pt
Total	4.08%	13605 sq pt

### Page 98

Ink	Percentage	Surface
Black	3.88%	12937 sq pt
Total	3.88%	12937 sq pt

### Page 99

Ink	Percentage	Surface
Black	6.06%	20217 sq pt
Total	6.06%	20217 sq pt

### Page 100

Ink	Percentage	Surface
Black	2.28%	7620 sq pt
Total	2.28%	7620 sq pt



### Page 101

Ink	Percentage	Surface
Black	8.6%	28686 sq pt
Total	8.6%	28686 sq pt

### Page 102

Ink	Percentage	Surface
Black	2.48%	8257 sq pt
Total	2.48%	8257 sq pt

### Page 103

Ink	Percentage	Surface
Black	6.22%	20752 sq pt
Total	6.22%	20752 sq pt

### Page 104

Ink	Percentage	Surface
Black	2.41%	8033 sq pt
Total	2.41%	8033 sq pt

### Page 105

Ink	Percentage	Surface
Black	5.41%	18060 sq pt
Total	5.41%	18060 sq pt

### Page 106

Ink	Percentage	Surface
Black	3.9%	12992 sq pt
Total	3.9%	12992 sq pt

### Page 107

Ink	Percentage	Surface
Black	0.78%	2616 sq pt
Total	0.78%	2616 sq pt

### Pages 109,425

Ink	Percentage	Surface
-----	------------	---------



## Ink Information

Black	3.87%	12916 sq pt
Total	3.87%	12916 sq pt

### Page 110

Ink	Percentage	Surface
Black	4.75%	15842 sq pt
Total	4.75%	15842 sq pt

### Page 111

Ink	Percentage	Surface
Black	4.73%	15769 sq pt
Total	4.73%	15769 sq pt

### Page 112

Ink	Percentage	Surface
Black	2.74%	9148 sq pt
Total	2.74%	9148 sq pt

### Page 113

Ink	Percentage	Surface
Black	5.2%	17329 sq pt
Total	5.2%	17329 sq pt

### Page 114

Ink	Percentage	Surface
Black	5.23%	17443 sq pt
Total	5.23%	17443 sq pt

### Page 115

Ink	Percentage	Surface
Black	5.11%	17059 sq pt
Total	5.11%	17059 sq pt

### Page 116

Ink	Percentage	Surface
Black	4.79%	15993 sq pt
Total	4.79%	15993 sq pt



### Page 117

Ink	Percentage	Surface
Black	13.92%	46420 sq pt
Total	13.92%	46420 sq pt

### Page 118

Ink	Percentage	Surface
Black	6.23%	20772 sq pt
Total	6.23%	20772 sq pt

### Page 119

Ink	Percentage	Surface
Black	6.04%	20134 sq pt
Total	6.04%	20134 sq pt

### Page 120

Ink	Percentage	Surface
Black	3.27%	10911 sq pt
Total	3.27%	10911 sq pt

### Page 121

Ink	Percentage	Surface
Black	5.84%	19495 sq pt
Total	5.84%	19495 sq pt

### Page 122

Ink	Percentage	Surface
Black	17.9%	59719 sq pt
Total	17.9%	59719 sq pt

### Page 123

Ink	Percentage	Surface
Black	0.75%	2507 sq pt
Total	0.75%	2507 sq pt

### Page 125

Ink	Percentage	Surface
-----	------------	---------



## Ink Information

Black	2.95%	9824 sq pt
Total	2.95%	9824 sq pt

### Page 126

Ink	Percentage	Surface
Black	3.09%	10295 sq pt
Total	3.09%	10295 sq pt

### Page 127

Ink	Percentage	Surface
Black	4.32%	14408 sq pt
Total	4.32%	14408 sq pt

### Page 128

Ink	Percentage	Surface
Black	3.37%	11230 sq pt
Total	3.37%	11230 sq pt

### Page 129

Ink	Percentage	Surface
Black	3.62%	12076 sq pt
Total	3.62%	12076 sq pt

### Page 130

Ink	Percentage	Surface
Black	3.81%	12699 sq pt
Total	3.81%	12699 sq pt

### Page 131

Ink	Percentage	Surface
Black	5.61%	18727 sq pt
Total	5.61%	18727 sq pt

### Page 132

Ink	Percentage	Surface
Black	3.02%	10068 sq pt
Total	3.02%	10068 sq pt



### 🔍 Page 133

Ink	Percentage	Surface
Black	5.07%	16896 sq pt
Total	5.07%	16896 sq pt

### 🔍 Page 134

Ink	Percentage	Surface
Black	4.64%	15492 sq pt
Total	4.64%	15492 sq pt

### 🔍 Page 135

Ink	Percentage	Surface
Black	4.18%	13952 sq pt
Total	4.18%	13952 sq pt

### 🔍 Page 136

Ink	Percentage	Surface
Black	5.06%	16880 sq pt
Total	5.06%	16880 sq pt

### 🔍 Page 137

Ink	Percentage	Surface
Black	4.61%	15365 sq pt
Total	4.61%	15365 sq pt

### 🔍 Page 138

Ink	Percentage	Surface
Black	4.21%	14026 sq pt
Total	4.21%	14026 sq pt

### 🔍 Page 139

Ink	Percentage	Surface
Black	4.91%	16392 sq pt
Total	4.91%	16392 sq pt

### 🔍 Page 140

Ink	Percentage	Surface
-----	------------	---------



Black	4.14%	13798 sq pt
Total	4.14%	13798 sq pt

### Page 141

Ink	Percentage	Surface
Black	3.37%	11226 sq pt
Total	3.37%	11226 sq pt

### Page 142

Ink	Percentage	Surface
Black	2.95%	9852 sq pt
Total	2.95%	9852 sq pt

### Page 143

Ink	Percentage	Surface
Black	4.54%	15134 sq pt
Total	4.54%	15134 sq pt

### Page 144

Ink	Percentage	Surface
Black	3.75%	12502 sq pt
Total	3.75%	12502 sq pt

### Page 145

Ink	Percentage	Surface
Black	4.67%	15582 sq pt
Total	4.67%	15582 sq pt

### Page 146

Ink	Percentage	Surface
Black	4.14%	13813 sq pt
Total	4.14%	13813 sq pt

### Page 147

Ink	Percentage	Surface
Black	5.05%	16841 sq pt
Total	5.05%	16841 sq pt



### 🔍 Page 148

Ink	Percentage	Surface
Black	3.89%	12971 sq pt
Total	3.89%	12971 sq pt

### 🔍 Page 149

Ink	Percentage	Surface
Black	2.52%	8418 sq pt
Total	2.52%	8418 sq pt

### 🔍 Page 150

Ink	Percentage	Surface
Black	4.38%	14603 sq pt
Total	4.38%	14603 sq pt

### 🔍 Page 151

Ink	Percentage	Surface
Black	4.82%	16092 sq pt
Total	4.82%	16092 sq pt

### 🔍 Page 152

Ink	Percentage	Surface
Black	3.5%	11689 sq pt
Total	3.5%	11689 sq pt

### 🔍 Page 153

Ink	Percentage	Surface
Black	3.17%	10567 sq pt
Total	3.17%	10567 sq pt

### 🔍 Page 154

Ink	Percentage	Surface
Black	3.35%	11176 sq pt
Total	3.35%	11176 sq pt

### 🔍 Page 155

Ink	Percentage	Surface
-----	------------	---------





Black	3.56%	11884 sq pt
Total	3.56%	11884 sq pt

### Page 156

Ink	Percentage	Surface
Black	3.59%	11966 sq pt
Total	3.59%	11966 sq pt

### Page 157

Ink	Percentage	Surface
Black	3.36%	11193 sq pt
Total	3.36%	11193 sq pt

### Page 158

Ink	Percentage	Surface
Black	2.49%	8293 sq pt
Total	2.49%	8293 sq pt

### Page 159

Ink	Percentage	Surface
Black	3.29%	10958 sq pt
Total	3.29%	10958 sq pt

### Page 160

Ink	Percentage	Surface
Black	4.01%	13372 sq pt
Total	4.01%	13372 sq pt

### Page 161

Ink	Percentage	Surface
Black	2.63%	8769 sq pt
Total	2.63%	8769 sq pt

### Page 162

Ink	Percentage	Surface
Black	4.63%	15435 sq pt
Total	4.63%	15435 sq pt



### Page 163

Ink	Percentage	Surface
Black	5.52%	18409 sq pt
Total	5.52%	18409 sq pt

### Page 164

Ink	Percentage	Surface
Black	3.33%	11120 sq pt
Total	3.33%	11120 sq pt

### Page 165

Ink	Percentage	Surface
Black	4.6%	15336 sq pt
Total	4.6%	15336 sq pt

### Page 166

Ink	Percentage	Surface
Black	5.24%	17487 sq pt
Total	5.24%	17487 sq pt

### Page 167

Ink	Percentage	Surface
Black	5.19%	17317 sq pt
Total	5.19%	17317 sq pt

### Page 168

Ink	Percentage	Surface
Black	15.1%	50380 sq pt
Total	15.1%	50380 sq pt

### Page 169

Ink	Percentage	Surface
Black	3.26%	10882 sq pt
Total	3.26%	10882 sq pt

### Page 170

Ink	Percentage	Surface
-----	------------	---------



## Ink Information

Black	0.6%	1996 sq pt
Total	0.6%	1996 sq pt

### Page 171

Ink	Percentage	Surface
Black	3.15%	10520 sq pt
Total	3.15%	10520 sq pt

### Page 172

Ink	Percentage	Surface
Black	3.24%	10806 sq pt
Total	3.24%	10806 sq pt

### Page 173

Ink	Percentage	Surface
Black	4.48%	14956 sq pt
Total	4.48%	14956 sq pt

### Page 174

Ink	Percentage	Surface
Black	2.89%	9640 sq pt
Total	2.89%	9640 sq pt

### Page 175

Ink	Percentage	Surface
Black	2.4%	7989 sq pt
Total	2.4%	7989 sq pt

### Page 176

Ink	Percentage	Surface
Black	3.1%	10325 sq pt
Total	3.1%	10325 sq pt

### Page 177

Ink	Percentage	Surface
Black	4.29%	14297 sq pt
Total	4.29%	14297 sq pt



### Page 178

Ink	Percentage	Surface
Black	4.5%	15007 sq pt
Total	4.5%	15007 sq pt

### Page 179

Ink	Percentage	Surface
Black	3.08%	10267 sq pt
Total	3.08%	10267 sq pt

### Page 180

Ink	Percentage	Surface
Black	3.4%	11351 sq pt
Total	3.4%	11351 sq pt

### Page 181

Ink	Percentage	Surface
Black	2.66%	8863 sq pt
Total	2.66%	8863 sq pt

### Page 182

Ink	Percentage	Surface
Black	4.45%	14844 sq pt
Total	4.45%	14844 sq pt

### Page 183

Ink	Percentage	Surface
Black	2.66%	8864 sq pt
Total	2.66%	8864 sq pt

### Page 184

Ink	Percentage	Surface
Black	2.44%	8135 sq pt
Total	2.44%	8135 sq pt

### Page 185

Ink	Percentage	Surface
-----	------------	---------



## Ink Information

Black	3.01%	10046 sq pt
Total	3.01%	10046 sq pt

### Page 186

Ink	Percentage	Surface
Black	1.94%	6484 sq pt
Total	1.94%	6484 sq pt

### Page 187

Ink	Percentage	Surface
Black	4.54%	15155 sq pt
Total	4.54%	15155 sq pt

### Page 188

Ink	Percentage	Surface
Black	3.61%	12026 sq pt
Total	3.61%	12026 sq pt

### Page 189

Ink	Percentage	Surface
Black	4.61%	15377 sq pt
Total	4.61%	15377 sq pt

### Page 190

Ink	Percentage	Surface
Black	3.89%	12964 sq pt
Total	3.89%	12964 sq pt

### Page 191

Ink	Percentage	Surface
Black	4.65%	15502 sq pt
Total	4.65%	15502 sq pt

### Page 192

Ink	Percentage	Surface
Black	4.42%	14737 sq pt
Total	4.42%	14737 sq pt



### 🔍 Page 193

Ink	Percentage	Surface
Black	2.74%	9145 sq pt
Total	2.74%	9145 sq pt

### 🔍 Page 194

Ink	Percentage	Surface
Black	2.63%	8766 sq pt
Total	2.63%	8766 sq pt

### 🔍 Page 195

Ink	Percentage	Surface
Black	3.65%	12169 sq pt
Total	3.65%	12169 sq pt

### 🔍 Page 196

Ink	Percentage	Surface
Black	3.05%	10183 sq pt
Total	3.05%	10183 sq pt

### 🔍 Page 197

Ink	Percentage	Surface
Black	3.52%	11731 sq pt
Total	3.52%	11731 sq pt

### 🔍 Page 198

Ink	Percentage	Surface
Black	2.93%	9757 sq pt
Total	2.93%	9757 sq pt

### 🔍 Page 199

Ink	Percentage	Surface
Black	2.37%	7919 sq pt
Total	2.37%	7919 sq pt

### 🔍 Page 200

Ink	Percentage	Surface
-----	------------	---------



## Ink Information

Black	2.67%	8920 sq pt
Total	2.67%	8920 sq pt

### Page 201

Ink	Percentage	Surface
Black	5.4%	18006 sq pt
Total	5.4%	18006 sq pt

### Page 202

Ink	Percentage	Surface
Black	2.75%	9167 sq pt
Total	2.75%	9167 sq pt

### Page 203

Ink	Percentage	Surface
Black	2.45%	8178 sq pt
Total	2.45%	8178 sq pt

### Page 204

Ink	Percentage	Surface
Black	5.37%	17921 sq pt
Total	5.37%	17921 sq pt

### Page 205

Ink	Percentage	Surface
Black	3.84%	12813 sq pt
Total	3.84%	12813 sq pt

### Page 206

Ink	Percentage	Surface
Black	2.18%	7285 sq pt
Total	2.18%	7285 sq pt

### Page 207

Ink	Percentage	Surface
Black	4.21%	14029 sq pt
Total	4.21%	14029 sq pt



### 🔍 Page 208

Ink	Percentage	Surface
Black	1.33%	4424 sq pt
Total	1.33%	4424 sq pt

### 🔍 Page 209

Ink	Percentage	Surface
Black	1.26%	4198 sq pt
Total	1.26%	4198 sq pt

### 🔍 Page 210

Ink	Percentage	Surface
Black	5.19%	17309 sq pt
Total	5.19%	17309 sq pt

### 🔍 Page 211

Ink	Percentage	Surface
Black	3.44%	11465 sq pt
Total	3.44%	11465 sq pt

### 🔍 Page 212

Ink	Percentage	Surface
Black	1.75%	5827 sq pt
Total	1.75%	5827 sq pt

### 🔍 Page 213

Ink	Percentage	Surface
Black	3.78%	12597 sq pt
Total	3.78%	12597 sq pt

### 🔍 Page 214

Ink	Percentage	Surface
Black	2.25%	7512 sq pt
Total	2.25%	7512 sq pt

### 🔍 Page 215

Ink	Percentage	Surface
-----	------------	---------





## Ink Information

Black	2.25%	7519 sq pt
Total	2.25%	7519 sq pt

### Page 216

Ink	Percentage	Surface
Black	2.2%	7333 sq pt
Total	2.2%	7333 sq pt

### Page 217

Ink	Percentage	Surface
Black	5.08%	16958 sq pt
Total	5.08%	16958 sq pt

### Page 218

Ink	Percentage	Surface
Black	2.93%	9782 sq pt
Total	2.93%	9782 sq pt

### Page 219

Ink	Percentage	Surface
Black	2.9%	9685 sq pt
Total	2.9%	9685 sq pt

### Page 220

Ink	Percentage	Surface
Black	3.62%	12064 sq pt
Total	3.62%	12064 sq pt

### Page 221

Ink	Percentage	Surface
Black	2.44%	8146 sq pt
Total	2.44%	8146 sq pt

### Page 222

Ink	Percentage	Surface
Black	3.96%	13214 sq pt
Total	3.96%	13214 sq pt



### Page 223

Ink	Percentage	Surface
Black	3.33%	11092 sq pt
Total	3.33%	11092 sq pt

### Page 224

Ink	Percentage	Surface
Black	2.74%	9131 sq pt
Total	2.74%	9131 sq pt

### Page 225

Ink	Percentage	Surface
Black	3.41%	11374 sq pt
Total	3.41%	11374 sq pt

### Page 226

Ink	Percentage	Surface
Black	4.09%	13652 sq pt
Total	4.09%	13652 sq pt

### Page 227

Ink	Percentage	Surface
Black	2.47%	8239 sq pt
Total	2.47%	8239 sq pt

### Page 228

Ink	Percentage	Surface
Black	3.85%	12834 sq pt
Total	3.85%	12834 sq pt

### Page 229

Ink	Percentage	Surface
Black	5.32%	17761 sq pt
Total	5.32%	17761 sq pt

### Page 230

Ink	Percentage	Surface
-----	------------	---------



## Ink Information

Black	5.37%	17902 sq pt
Total	5.37%	17902 sq pt

### Page 231

Ink	Percentage	Surface
Black	3.92%	13077 sq pt
Total	3.92%	13077 sq pt

### Page 232

Ink	Percentage	Surface
Black	4.96%	16532 sq pt
Total	4.96%	16532 sq pt

### Page 233

Ink	Percentage	Surface
Black	1.87%	6247 sq pt
Total	1.87%	6247 sq pt

### Page 234

Ink	Percentage	Surface
Black	3.16%	10543 sq pt
Total	3.16%	10543 sq pt

### Page 235

Ink	Percentage	Surface
Black	5.69%	18967 sq pt
Total	5.69%	18967 sq pt

### Page 236

Ink	Percentage	Surface
Black	1.34%	4484 sq pt
Total	1.34%	4484 sq pt

### Page 237

Ink	Percentage	Surface
Black	5%	16661 sq pt
Total	5%	16661 sq pt



### Page 238

Ink	Percentage	Surface
Black	5.55%	18500 sq pt
Total	5.55%	18500 sq pt

### Page 239

Ink	Percentage	Surface
Black	2.13%	7102 sq pt
Total	2.13%	7102 sq pt

### Page 240

Ink	Percentage	Surface
Black	4.29%	14314 sq pt
Total	4.29%	14314 sq pt

### Page 241

Ink	Percentage	Surface
Black	3%	10009 sq pt
Total	3%	10009 sq pt

### Page 242

Ink	Percentage	Surface
Black	4.4%	14669 sq pt
Total	4.4%	14669 sq pt

### Page 243

Ink	Percentage	Surface
Black	5.02%	16742 sq pt
Total	5.02%	16742 sq pt

### Page 244

Ink	Percentage	Surface
Black	4.59%	15295 sq pt
Total	4.59%	15295 sq pt

### Page 245

Ink	Percentage	Surface
-----	------------	---------



Black	2.82%	9412 sq pt
Total	2.82%	9412 sq pt

### Page 246

Ink	Percentage	Surface
Black	4.23%	14103 sq pt
Total	4.23%	14103 sq pt

### Page 247

Ink	Percentage	Surface
Black	3.81%	12714 sq pt
Total	3.81%	12714 sq pt

### Page 248

Ink	Percentage	Surface
Black	2.18%	7285 sq pt
Total	2.18%	7285 sq pt

### Page 249

Ink	Percentage	Surface
Black	5.91%	19723 sq pt
Total	5.91%	19723 sq pt

### Page 250

Ink	Percentage	Surface
Black	5.5%	18332 sq pt
Total	5.5%	18332 sq pt

### Page 251

Ink	Percentage	Surface
Black	3.88%	12950 sq pt
Total	3.88%	12950 sq pt

### Page 252

Ink	Percentage	Surface
Black	3.1%	10335 sq pt
Total	3.1%	10335 sq pt



### 🔍 Page 253

Ink	Percentage	Surface
Black	3.2%	10676 sq pt
Total	3.2%	10676 sq pt

### 🔍 Page 254

Ink	Percentage	Surface
Black	2.24%	7482 sq pt
Total	2.24%	7482 sq pt

### 🔍 Page 255

Ink	Percentage	Surface
Black	4.8%	15998 sq pt
Total	4.8%	15998 sq pt

### 🔍 Page 256

Ink	Percentage	Surface
Black	4.13%	13765 sq pt
Total	4.13%	13765 sq pt

### 🔍 Page 257

Ink	Percentage	Surface
Black	3.97%	13229 sq pt
Total	3.97%	13229 sq pt

### 🔍 Page 258

Ink	Percentage	Surface
Black	4.51%	15036 sq pt
Total	4.51%	15036 sq pt

### 🔍 Page 259

Ink	Percentage	Surface
Black	2.84%	9462 sq pt
Total	2.84%	9462 sq pt

### 🔍 Page 260

Ink	Percentage	Surface
-----	------------	---------



## Ink Information

Black	2.9%	9659 sq pt
Total	2.9%	9659 sq pt

### Page 261

Ink	Percentage	Surface
Black	3.86%	12863 sq pt
Total	3.86%	12863 sq pt

### Page 262

Ink	Percentage	Surface
Black	5.26%	17544 sq pt
Total	5.26%	17544 sq pt

### Page 263

Ink	Percentage	Surface
Black	2.73%	9104 sq pt
Total	2.73%	9104 sq pt

### Page 264

Ink	Percentage	Surface
Black	2.53%	8432 sq pt
Total	2.53%	8432 sq pt

### Page 265

Ink	Percentage	Surface
Black	3.19%	10630 sq pt
Total	3.19%	10630 sq pt

### Page 266

Ink	Percentage	Surface
Black	2.58%	8607 sq pt
Total	2.58%	8607 sq pt

### Page 267

Ink	Percentage	Surface
Black	3.82%	12755 sq pt
Total	3.82%	12755 sq pt



### Page 268

Ink	Percentage	Surface
Black	2.97%	9917 sq pt
Total	2.97%	9917 sq pt

### Page 269

Ink	Percentage	Surface
Black	3.94%	13152 sq pt
Total	3.94%	13152 sq pt

### Page 270

Ink	Percentage	Surface
Black	3.86%	12876 sq pt
Total	3.86%	12876 sq pt

### Page 271

Ink	Percentage	Surface
Black	1.47%	4912 sq pt
Total	1.47%	4912 sq pt

### Page 272

Ink	Percentage	Surface
Black	4.72%	15757 sq pt
Total	4.72%	15757 sq pt

### Page 273

Ink	Percentage	Surface
Black	4.46%	14881 sq pt
Total	4.46%	14881 sq pt

### Page 274

Ink	Percentage	Surface
Black	2.63%	8782 sq pt
Total	2.63%	8782 sq pt

### Page 275

Ink	Percentage	Surface
-----	------------	---------





## Ink Information

Black	3.4%	11345 sq pt
Total	3.4%	11345 sq pt

### Page 276

Ink	Percentage	Surface
Black	3.7%	12331 sq pt
Total	3.7%	12331 sq pt

### Page 277

Ink	Percentage	Surface
Black	2.85%	9494 sq pt
Total	2.85%	9494 sq pt

### Page 278

Ink	Percentage	Surface
Black	4.35%	14502 sq pt
Total	4.35%	14502 sq pt

### Page 279

Ink	Percentage	Surface
Black	3.53%	11776 sq pt
Total	3.53%	11776 sq pt

### Page 280

Ink	Percentage	Surface
Black	3.31%	11041 sq pt
Total	3.31%	11041 sq pt

### Page 281

Ink	Percentage	Surface
Black	3.26%	10857 sq pt
Total	3.26%	10857 sq pt

### Page 282

Ink	Percentage	Surface
Black	2.91%	9698 sq pt
Total	2.91%	9698 sq pt



### 🔍 Page 283

Ink	Percentage	Surface
Black	5.5%	18337 sq pt
Total	5.5%	18337 sq pt

### 🔍 Page 284

Ink	Percentage	Surface
Black	3.63%	12098 sq pt
Total	3.63%	12098 sq pt

### 🔍 Page 285

Ink	Percentage	Surface
Black	5.57%	18587 sq pt
Total	5.57%	18587 sq pt

### 🔍 Page 286

Ink	Percentage	Surface
Black	18.5%	61692 sq pt
Total	18.5%	61692 sq pt

### 🔍 Page 287

Ink	Percentage	Surface
Black	2.65%	8835 sq pt
Total	2.65%	8835 sq pt

### 🔍 Page 288

Ink	Percentage	Surface
Black	2.86%	9543 sq pt
Total	2.86%	9543 sq pt

### 🔍 Page 289

Ink	Percentage	Surface
Black	5.53%	18461 sq pt
Total	5.53%	18461 sq pt

### 🔍 Page 290

Ink	Percentage	Surface
-----	------------	---------



## Ink Information

Black	3.66%	12195 sq pt
Total	3.66%	12195 sq pt

### Page 291

Ink	Percentage	Surface
Black	3.88%	12935 sq pt
Total	3.88%	12935 sq pt

### Page 292

Ink	Percentage	Surface
Black	3.15%	10499 sq pt
Total	3.15%	10499 sq pt

### Page 293

Ink	Percentage	Surface
Black	6.1%	20346 sq pt
Total	6.1%	20346 sq pt

### Page 294

Ink	Percentage	Surface
Black	4.38%	14594 sq pt
Total	4.38%	14594 sq pt

### Page 295

Ink	Percentage	Surface
Black	6.41%	21389 sq pt
Total	6.41%	21389 sq pt

### Page 296

Ink	Percentage	Surface
Black	3.27%	10904 sq pt
Total	3.27%	10904 sq pt

### Page 297

Ink	Percentage	Surface
Black	3.13%	10452 sq pt
Total	3.13%	10452 sq pt



### 🔍 Page 298

Ink	Percentage	Surface
Black	3.97%	13238 sq pt
Total	3.97%	13238 sq pt

### 🔍 Page 299

Ink	Percentage	Surface
Black	5.43%	18119 sq pt
Total	5.43%	18119 sq pt

### 🔍 Page 300

Ink	Percentage	Surface
Black	2.58%	8606 sq pt
Total	2.58%	8606 sq pt

### 🔍 Page 301

Ink	Percentage	Surface
Black	2.4%	8021 sq pt
Total	2.4%	8021 sq pt

### 🔍 Page 302

Ink	Percentage	Surface
Black	4.62%	15414 sq pt
Total	4.62%	15414 sq pt

### 🔍 Page 303

Ink	Percentage	Surface
Black	3.09%	10299 sq pt
Total	3.09%	10299 sq pt

### 🔍 Page 304

Ink	Percentage	Surface
Black	3.55%	11840 sq pt
Total	3.55%	11840 sq pt

### 🔍 Page 305

Ink	Percentage	Surface
-----	------------	---------



## Ink Information

Black	2.64%	8806 sq pt
Total	2.64%	8806 sq pt

### Page 306

Ink	Percentage	Surface
Black	3.42%	11420 sq pt
Total	3.42%	11420 sq pt

### Page 307

Ink	Percentage	Surface
Black	3.09%	10299 sq pt
Total	3.09%	10299 sq pt

### Page 308

Ink	Percentage	Surface
Black	3.24%	10817 sq pt
Total	3.24%	10817 sq pt

### Page 309

Ink	Percentage	Surface
Black	5.36%	17872 sq pt
Total	5.36%	17872 sq pt

### Page 310

Ink	Percentage	Surface
Black	17.19%	57345 sq pt
Total	17.19%	57345 sq pt

### Page 311

Ink	Percentage	Surface
Black	9.97%	33238 sq pt
Total	9.97%	33238 sq pt

### Page 312

Ink	Percentage	Surface
Black	2.32%	7744 sq pt
Total	2.32%	7744 sq pt



### Page 313

Ink	Percentage	Surface
Black	1.86%	6206 sq pt
Total	1.86%	6206 sq pt

### Page 314

Ink	Percentage	Surface
Black	3.45%	11511 sq pt
Total	3.45%	11511 sq pt

### Page 315

Ink	Percentage	Surface
Black	2.78%	9270 sq pt
Total	2.78%	9270 sq pt

### Page 316

Ink	Percentage	Surface
Black	2.03%	6786 sq pt
Total	2.03%	6786 sq pt

### Page 317

Ink	Percentage	Surface
Black	2.58%	8603 sq pt
Total	2.58%	8603 sq pt

### Page 318

Ink	Percentage	Surface
Black	3.16%	10557 sq pt
Total	3.16%	10557 sq pt

### Page 319

Ink	Percentage	Surface
Black	3.85%	12847 sq pt
Total	3.85%	12847 sq pt

### Page 320

Ink	Percentage	Surface
-----	------------	---------



## Ink Information

Black	4.42%	14743 sq pt
Total	4.42%	14743 sq pt

### Page 321

Ink	Percentage	Surface
Black	5.83%	19437 sq pt
Total	5.83%	19437 sq pt

### Page 322

Ink	Percentage	Surface
Black	6.02%	20082 sq pt
Total	6.02%	20082 sq pt

### Page 323

Ink	Percentage	Surface
Black	2.59%	8625 sq pt
Total	2.59%	8625 sq pt

### Page 324

Ink	Percentage	Surface
Black	3.5%	11664 sq pt
Total	3.5%	11664 sq pt

### Page 325

Ink	Percentage	Surface
Black	3.15%	10494 sq pt
Total	3.15%	10494 sq pt

### Page 326

Ink	Percentage	Surface
Black	4.24%	14136 sq pt
Total	4.24%	14136 sq pt

### Page 327

Ink	Percentage	Surface
Black	5.87%	19576 sq pt
Total	5.87%	19576 sq pt



### Page 328

Ink	Percentage	Surface
Black	3.06%	10218 sq pt
Total	3.06%	10218 sq pt

### Page 329

Ink	Percentage	Surface
Black	3.33%	11121 sq pt
Total	3.33%	11121 sq pt

### Page 330

Ink	Percentage	Surface
Black	4.35%	14507 sq pt
Total	4.35%	14507 sq pt

### Page 331

Ink	Percentage	Surface
Black	5.33%	17761 sq pt
Total	5.33%	17761 sq pt

### Page 332

Ink	Percentage	Surface
Black	5.2%	17347 sq pt
Total	5.2%	17347 sq pt

### Page 333

Ink	Percentage	Surface
Black	6.44%	21470 sq pt
Total	6.44%	21470 sq pt

### Page 334

Ink	Percentage	Surface
Black	5.81%	19376 sq pt
Total	5.81%	19376 sq pt

### Page 335

Ink	Percentage	Surface
-----	------------	---------





## Ink Information

Black	3.22%	10733 sq pt
Total	3.22%	10733 sq pt

### Page 336

Ink	Percentage	Surface
Black	4.58%	15261 sq pt
Total	4.58%	15261 sq pt

### Page 337

Ink	Percentage	Surface
Black	5.73%	19126 sq pt
Total	5.73%	19126 sq pt

### Page 338

Ink	Percentage	Surface
Black	7.51%	25063 sq pt
Total	7.51%	25063 sq pt

### Page 339

Ink	Percentage	Surface
Black	5.55%	18528 sq pt
Total	5.55%	18528 sq pt

### Page 340

Ink	Percentage	Surface
Black	4.98%	16619 sq pt
Total	4.98%	16619 sq pt

### Page 341

Ink	Percentage	Surface
Black	6.36%	21220 sq pt
Total	6.36%	21220 sq pt

### Page 342

Ink	Percentage	Surface
Black	7.84%	26139 sq pt
Total	7.84%	26139 sq pt



### Page 343

Ink	Percentage	Surface
Black	5.78%	19273 sq pt
Total	5.78%	19273 sq pt

### Page 344

Ink	Percentage	Surface
Black	4.08%	13607 sq pt
Total	4.08%	13607 sq pt

### Page 345

Ink	Percentage	Surface
Black	5.99%	19977 sq pt
Total	5.99%	19977 sq pt

### Page 346

Ink	Percentage	Surface
Black	5.78%	19282 sq pt
Total	5.78%	19282 sq pt

### Page 347

Ink	Percentage	Surface
Black	5.94%	19811 sq pt
Total	5.94%	19811 sq pt

### Page 348

Ink	Percentage	Surface
Black	1.81%	6024 sq pt
Total	1.81%	6024 sq pt

### Page 349

Ink	Percentage	Surface
Black	2.75%	9176 sq pt
Total	2.75%	9176 sq pt

### Page 350

Ink	Percentage	Surface
-----	------------	---------



## Ink Information

Black	3.08%	10289 sq pt
Total	3.08%	10289 sq pt

### Page 351

Ink	Percentage	Surface
Black	5.33%	17779 sq pt
Total	5.33%	17779 sq pt

### Page 352

Ink	Percentage	Surface
Black	3.07%	10256 sq pt
Total	3.07%	10256 sq pt

### Page 353

Ink	Percentage	Surface
Black	2.25%	7510 sq pt
Total	2.25%	7510 sq pt

### Page 354

Ink	Percentage	Surface
Black	1.89%	6305 sq pt
Total	1.89%	6305 sq pt

### Page 355

Ink	Percentage	Surface
Black	5.04%	16806 sq pt
Total	5.04%	16806 sq pt

### Page 356

Ink	Percentage	Surface
Black	2.99%	9983 sq pt
Total	2.99%	9983 sq pt

### Page 357

Ink	Percentage	Surface
Black	1.84%	6129 sq pt
Total	1.84%	6129 sq pt



### 🔍 Page 358

Ink	Percentage	Surface
Black	3.82%	12743 sq pt
Total	3.82%	12743 sq pt

### 🔍 Page 359

Ink	Percentage	Surface
Black	3.02%	10067 sq pt
Total	3.02%	10067 sq pt

### 🔍 Page 360

Ink	Percentage	Surface
Black	20.92%	69768 sq pt
Total	20.92%	69768 sq pt

### 🔍 Page 361

Ink	Percentage	Surface
Black	4.95%	16518 sq pt
Total	4.95%	16518 sq pt

### 🔍 Page 362

Ink	Percentage	Surface
Black	6.71%	22385 sq pt
Total	6.71%	22385 sq pt

### 🔍 Page 363

Ink	Percentage	Surface
Black	4.8%	16007 sq pt
Total	4.8%	16007 sq pt

### 🔍 Page 364

Ink	Percentage	Surface
Black	6.64%	22162 sq pt
Total	6.64%	22162 sq pt

### 🔍 Page 365

Ink	Percentage	Surface
-----	------------	---------



## Ink Information

Black	2.55%	8521 sq pt
Total	2.55%	8521 sq pt

### Page 366

Ink	Percentage	Surface
Black	6.07%	20236 sq pt
Total	6.07%	20236 sq pt

### Page 367

Ink	Percentage	Surface
Black	3.76%	12535 sq pt
Total	3.76%	12535 sq pt

### Page 368

Ink	Percentage	Surface
Black	6.7%	22348 sq pt
Total	6.7%	22348 sq pt

### Page 369

Ink	Percentage	Surface
Black	0.88%	2922 sq pt
Total	0.88%	2922 sq pt

### Page 371

Ink	Percentage	Surface
Black	3.93%	13098 sq pt
Total	3.93%	13098 sq pt

### Page 372

Ink	Percentage	Surface
Black	5.6%	18665 sq pt
Total	5.6%	18665 sq pt

### Page 373

Ink	Percentage	Surface
Black	4.68%	15612 sq pt
Total	4.68%	15612 sq pt



### 🔍 Page 374

Ink	Percentage	Surface
Black	4.68%	15598 sq pt
Total	4.68%	15598 sq pt

### 🔍 Page 375

Ink	Percentage	Surface
Black	3.6%	11995 sq pt
Total	3.6%	11995 sq pt

### 🔍 Page 376

Ink	Percentage	Surface
Black	4.09%	13651 sq pt
Total	4.09%	13651 sq pt

### 🔍 Page 377

Ink	Percentage	Surface
Black	5.57%	18569 sq pt
Total	5.57%	18569 sq pt

### 🔍 Page 378

Ink	Percentage	Surface
Black	4.88%	16277 sq pt
Total	4.88%	16277 sq pt

### 🔍 Page 379

Ink	Percentage	Surface
Black	5.45%	18195 sq pt
Total	5.45%	18195 sq pt

### 🔍 Page 380

Ink	Percentage	Surface
Black	6.18%	20599 sq pt
Total	6.18%	20599 sq pt

### 🔍 Page 381

Ink	Percentage	Surface
-----	------------	---------



Black	2.44%	8140 sq pt
Total	2.44%	8140 sq pt

### Page 382

Ink	Percentage	Surface
Black	3.88%	12932 sq pt
Total	3.88%	12932 sq pt

### Page 383

Ink	Percentage	Surface
Black	3.97%	13237 sq pt
Total	3.97%	13237 sq pt

### Page 384

Ink	Percentage	Surface
Black	4.49%	14970 sq pt
Total	4.49%	14970 sq pt

### Page 385

Ink	Percentage	Surface
Black	4%	13344 sq pt
Total	4%	13344 sq pt

### Page 386

Ink	Percentage	Surface
Black	3.02%	10065 sq pt
Total	3.02%	10065 sq pt

### Page 387

Ink	Percentage	Surface
Black	2.92%	9738 sq pt
Total	2.92%	9738 sq pt

### Page 388

Ink	Percentage	Surface
Black	5.58%	18622 sq pt
Total	5.58%	18622 sq pt



### 🔍 Page 389

Ink	Percentage	Surface
Black	5.01%	16709 sq pt
Total	5.01%	16709 sq pt

### 🔍 Page 390

Ink	Percentage	Surface
Black	3.18%	10608 sq pt
Total	3.18%	10608 sq pt

### 🔍 Page 391

Ink	Percentage	Surface
Black	3.7%	12347 sq pt
Total	3.7%	12347 sq pt

### 🔍 Page 392

Ink	Percentage	Surface
Black	4.18%	13930 sq pt
Total	4.18%	13930 sq pt

### 🔍 Page 393

Ink	Percentage	Surface
Black	4.69%	15631 sq pt
Total	4.69%	15631 sq pt

### 🔍 Page 394

Ink	Percentage	Surface
Black	4.55%	15190 sq pt
Total	4.55%	15190 sq pt

### 🔍 Page 395

Ink	Percentage	Surface
Black	4.12%	13738 sq pt
Total	4.12%	13738 sq pt

### 🔍 Page 396

Ink	Percentage	Surface
-----	------------	---------





## Ink Information

Black	3.2%	10662 sq pt
Total	3.2%	10662 sq pt

### Page 397

Ink	Percentage	Surface
Black	2.7%	8996 sq pt
Total	2.7%	8996 sq pt

### Page 398

Ink	Percentage	Surface
Black	5.44%	18154 sq pt
Total	5.44%	18154 sq pt

### Page 399

Ink	Percentage	Surface
Black	4.74%	15809 sq pt
Total	4.74%	15809 sq pt

### Page 400

Ink	Percentage	Surface
Black	3.91%	13048 sq pt
Total	3.91%	13048 sq pt

### Page 401

Ink	Percentage	Surface
Black	2.94%	9805 sq pt
Total	2.94%	9805 sq pt

### Page 402

Ink	Percentage	Surface
Black	4.14%	13809 sq pt
Total	4.14%	13809 sq pt

### Page 403

Ink	Percentage	Surface
Black	3.9%	13015 sq pt
Total	3.9%	13015 sq pt



### 🔍 Page 404

Ink	Percentage	Surface
Black	4.85%	16177 sq pt
Total	4.85%	16177 sq pt

### 🔍 Page 405

Ink	Percentage	Surface
Black	4.84%	16138 sq pt
Total	4.84%	16138 sq pt

### 🔍 Page 406

Ink	Percentage	Surface
Black	2.87%	9567 sq pt
Total	2.87%	9567 sq pt

### 🔍 Page 407

Ink	Percentage	Surface
Black	3.5%	11672 sq pt
Total	3.5%	11672 sq pt

### 🔍 Page 408

Ink	Percentage	Surface
Black	3.79%	12634 sq pt
Total	3.79%	12634 sq pt

### 🔍 Page 409

Ink	Percentage	Surface
Black	3.76%	12528 sq pt
Total	3.76%	12528 sq pt

### 🔍 Page 410

Ink	Percentage	Surface
Black	4.36%	14536 sq pt
Total	4.36%	14536 sq pt

### 🔍 Page 411

Ink	Percentage	Surface
-----	------------	---------



## Ink Information

Black	6.82%	22746 sq pt
Total	6.82%	22746 sq pt

### Page 412

Ink	Percentage	Surface
Black	3.68%	12269 sq pt
Total	3.68%	12269 sq pt

### Page 413

Ink	Percentage	Surface
Black	3.24%	10818 sq pt
Total	3.24%	10818 sq pt

### Page 414

Ink	Percentage	Surface
Black	2.76%	9193 sq pt
Total	2.76%	9193 sq pt

### Page 415

Ink	Percentage	Surface
Black	3.48%	11594 sq pt
Total	3.48%	11594 sq pt

### Page 416

Ink	Percentage	Surface
Black	6.36%	21216 sq pt
Total	6.36%	21216 sq pt

### Page 417

Ink	Percentage	Surface
Black	4.4%	14669 sq pt
Total	4.4%	14669 sq pt

### Page 418

Ink	Percentage	Surface
Black	4.67%	15583 sq pt
Total	4.67%	15583 sq pt



### 🔍 Page 419

Ink	Percentage	Surface
Black	4.32%	14404 sq pt
Total	4.32%	14404 sq pt

### 🔍 Page 420

Ink	Percentage	Surface
Black	3.71%	12378 sq pt
Total	3.71%	12378 sq pt

### 🔍 Page 421

Ink	Percentage	Surface
Black	4.29%	14301 sq pt
Total	4.29%	14301 sq pt

### 🔍 Page 422

Ink	Percentage	Surface
Black	4.53%	15120 sq pt
Total	4.53%	15120 sq pt

### 🔍 Page 423

Ink	Percentage	Surface
Black	2.59%	8642 sq pt
Total	2.59%	8642 sq pt

### 🔍 Page 424

Ink	Percentage	Surface
Black	5.65%	18844 sq pt
Total	5.65%	18844 sq pt

### 🔍 Page 426

Ink	Percentage	Surface
Black	5%	16691 sq pt
Total	5%	16691 sq pt

### 🔍 Page 427

Ink	Percentage	Surface
-----	------------	---------



Black	4.18%	13957 sq pt
Total	4.18%	13957 sq pt

### Page 428

Ink	Percentage	Surface
Black	4.62%	15409 sq pt
Total	4.62%	15409 sq pt

### Page 429

Ink	Percentage	Surface
Black	4.21%	14052 sq pt
Total	4.21%	14052 sq pt

### Page 430

Ink	Percentage	Surface
Black	3.35%	11160 sq pt
Total	3.35%	11160 sq pt

### Page 431

Ink	Percentage	Surface
Black	4.44%	14819 sq pt
Total	4.44%	14819 sq pt

### Page 432

Ink	Percentage	Surface
Black	3.57%	11923 sq pt
Total	3.57%	11923 sq pt

### Pages 433,437

Ink	Percentage	Surface
Black	3.7%	12358 sq pt
Total	3.7%	12358 sq pt

### Page 434

Ink	Percentage	Surface
Black	5.26%	17540 sq pt
Total	5.26%	17540 sq pt



### Page 435

Ink	Percentage	Surface
Black	4.61%	15375 sq pt
Total	4.61%	15375 sq pt

### Page 436

Ink	Percentage	Surface
Black	3.98%	13290 sq pt
Total	3.98%	13290 sq pt

### Page 438

Ink	Percentage	Surface
Black	2.16%	7207 sq pt
Total	2.16%	7207 sq pt

### Page 439

Ink	Percentage	Surface
Black	2.8%	9342 sq pt
Total	2.8%	9342 sq pt

### Page 440

Ink	Percentage	Surface
Black	4.42%	14739 sq pt
Total	4.42%	14739 sq pt

### Page 441

Ink	Percentage	Surface
Black	3.28%	10925 sq pt
Total	3.28%	10925 sq pt

### Page 442

Ink	Percentage	Surface
Black	2.82%	9416 sq pt
Total	2.82%	9416 sq pt

### Page 443

Ink	Percentage	Surface
-----	------------	---------



## Ink Information

Black	6.02%	20089 sq pt
Total	6.02%	20089 sq pt

### Page 444

Ink	Percentage	Surface
Black	2.39%	7975 sq pt
Total	2.39%	7975 sq pt

### Page 445

Ink	Percentage	Surface
Black	4.85%	16167 sq pt
Total	4.85%	16167 sq pt

### Page 446

Ink	Percentage	Surface
Black	4.7%	15681 sq pt
Total	4.7%	15681 sq pt

### Page 447

Ink	Percentage	Surface
Black	4.65%	15503 sq pt
Total	4.65%	15503 sq pt

### Page 448

Ink	Percentage	Surface
Black	1.95%	6500 sq pt
Total	1.95%	6500 sq pt

### Page 449

Ink	Percentage	Surface
Black	2.74%	9143 sq pt
Total	2.74%	9143 sq pt

### Page 450

Ink	Percentage	Surface
Black	8.34%	27808 sq pt
Total	8.34%	27808 sq pt



### 🔍 Page 451

Ink	Percentage	Surface
Black	2.04%	6795 sq pt
Total	2.04%	6795 sq pt

### 🔍 Page 452

Ink	Percentage	Surface
Black	3.1%	10347 sq pt
Total	3.1%	10347 sq pt

### 🔍 Page 453

Ink	Percentage	Surface
Black	4.83%	16098 sq pt
Total	4.83%	16098 sq pt

### 🔍 Page 454

Ink	Percentage	Surface
Black	4.77%	15902 sq pt
Total	4.77%	15902 sq pt

### 🔍 Page 455

Ink	Percentage	Surface
Black	2.12%	7062 sq pt
Total	2.12%	7062 sq pt

### 🔍 Page 456

Ink	Percentage	Surface
Black	2.58%	8620 sq pt
Total	2.58%	8620 sq pt

### 🔍 Page 457

Ink	Percentage	Surface
Black	5.55%	18518 sq pt
Total	5.55%	18518 sq pt

### 🔍 Page 458

Ink	Percentage	Surface
-----	------------	---------





## Ink Information

Black	3.49%	11657 sq pt
Total	3.49%	11657 sq pt

### Page 459

Ink	Percentage	Surface
Black	4.25%	14188 sq pt
Total	4.25%	14188 sq pt

### Page 460

Ink	Percentage	Surface
Black	5.34%	17799 sq pt
Total	5.34%	17799 sq pt

### Page 461

Ink	Percentage	Surface
Black	5.98%	19949 sq pt
Total	5.98%	19949 sq pt

### Page 462

Ink	Percentage	Surface
Black	4.19%	13989 sq pt
Total	4.19%	13989 sq pt

### Page 463

Ink	Percentage	Surface
Black	4.19%	13990 sq pt
Total	4.19%	13990 sq pt

### Page 465

Ink	Percentage	Surface
Black	2.45%	8159 sq pt
Total	2.45%	8159 sq pt

### Page 466

Ink	Percentage	Surface
Black	1.04%	3461 sq pt
Total	1.04%	3461 sq pt



### Page 467

Ink	Percentage	Surface
Black	4.72%	15753 sq pt
Total	4.72%	15753 sq pt

### Page 468

Ink	Percentage	Surface
Black	3.21%	10712 sq pt
Total	3.21%	10712 sq pt

### Page 469

Ink	Percentage	Surface
Black	2.21%	7359 sq pt
Total	2.21%	7359 sq pt

### Page 470

Ink	Percentage	Surface
Black	3.3%	11011 sq pt
Total	3.3%	11011 sq pt

### Page 471

Ink	Percentage	Surface
Black	2.86%	9552 sq pt
Total	2.86%	9552 sq pt

### Page 472

Ink	Percentage	Surface
Black	2.87%	9583 sq pt
Total	2.87%	9583 sq pt

### Page 473

Ink	Percentage	Surface
Black	2.31%	7689 sq pt
Total	2.31%	7689 sq pt

### Page 474

Ink	Percentage	Surface
-----	------------	---------



Black	2.66%	8861 sq pt
Total	2.66%	8861 sq pt

### Page 475

Ink	Percentage	Surface
Black	2.46%	8217 sq pt
Total	2.46%	8217 sq pt

### Page 476

Ink	Percentage	Surface
Black	2.43%	8095 sq pt
Total	2.43%	8095 sq pt

### Page 477

Ink	Percentage	Surface
Black	2.49%	8316 sq pt
Total	2.49%	8316 sq pt

### Page 478

Ink	Percentage	Surface
Black	1.42%	4729 sq pt
Total	1.42%	4729 sq pt

### Page 479

Ink	Percentage	Surface
Black	4.3%	14331 sq pt
Total	4.3%	14331 sq pt

### Page 480

Ink	Percentage	Surface
Black	3.71%	12370 sq pt
Total	3.71%	12370 sq pt

### Page 481

Ink	Percentage	Surface
Black	3.34%	11139 sq pt
Total	3.34%	11139 sq pt



### Page 482

Ink	Percentage	Surface
Black	2.48%	8283 sq pt
Total	2.48%	8283 sq pt

### Page 483

Ink	Percentage	Surface
Black	5.71%	19045 sq pt
Total	5.71%	19045 sq pt

### Page 485

Ink	Percentage	Surface
Black	1.95%	6492 sq pt
Total	1.95%	6492 sq pt

### Page 486

Ink	Percentage	Surface
Black	3.78%	12601 sq pt
Total	3.78%	12601 sq pt

### Page 487

Ink	Percentage	Surface
Black	4.11%	13702 sq pt
Total	4.11%	13702 sq pt

### Page 488

Ink	Percentage	Surface
Black	4.57%	15257 sq pt
Total	4.57%	15257 sq pt

### Page 489

Ink	Percentage	Surface
Black	5.03%	16771 sq pt
Total	5.03%	16771 sq pt

### Page 490

Ink	Percentage	Surface
-----	------------	---------



Black	4.51%	15049 sq pt
Total	4.51%	15049 sq pt

### Page 491

Ink	Percentage	Surface
Black	4.86%	16221 sq pt
Total	4.86%	16221 sq pt

### Page 492

Ink	Percentage	Surface
Black	4.23%	14110 sq pt
Total	4.23%	14110 sq pt

### Page 493

Ink	Percentage	Surface
Black	3.01%	10024 sq pt
Total	3.01%	10024 sq pt

### Page 495

Ink	Percentage	Surface
Black	2.8%	9329 sq pt
Total	2.8%	9329 sq pt

### Page 496

Ink	Percentage	Surface
Black	3.69%	12316 sq pt
Total	3.69%	12316 sq pt

### Page 497

Ink	Percentage	Surface
Black	2.95%	9850 sq pt
Total	2.95%	9850 sq pt

### Page 498

Ink	Percentage	Surface
Black	1.6%	5346 sq pt
Total	1.6%	5346 sq pt



### 🔍 Page 499

Ink	Percentage	Surface
Black	3.29%	10989 sq pt
Total	3.29%	10989 sq pt

### 🔍 Page 500

Ink	Percentage	Surface
Black	3.99%	13306 sq pt
Total	3.99%	13306 sq pt

### 🔍 Page 501

Ink	Percentage	Surface
Black	1.84%	6131 sq pt
Total	1.84%	6131 sq pt

### 🔍 Page 502

Ink	Percentage	Surface
Black	1.26%	4191 sq pt
Total	1.26%	4191 sq pt

### 🔍 Page 503

Ink	Percentage	Surface
Black	2.55%	8508 sq pt
Total	2.55%	8508 sq pt

### 🔍 Page 504

Ink	Percentage	Surface
Black	3.78%	12597 sq pt
Total	3.78%	12597 sq pt

### 🔍 Page 505

Ink	Percentage	Surface
Black	4.5%	15013 sq pt
Total	4.5%	15013 sq pt

### 🔍 Page 506

Ink	Percentage	Surface
-----	------------	---------



## Ink Information

Black	4.85%	16163 sq pt
Total	4.85%	16163 sq pt

### Page 507

Ink	Percentage	Surface
Black	4.93%	16435 sq pt
Total	4.93%	16435 sq pt

### Page 508

Ink	Percentage	Surface
Black	4.71%	15699 sq pt
Total	4.71%	15699 sq pt

### Page 509

Ink	Percentage	Surface
Black	4.42%	14745 sq pt
Total	4.42%	14745 sq pt

### Page 510

Ink	Percentage	Surface
Black	4.66%	15558 sq pt
Total	4.66%	15558 sq pt

### Page 511

Ink	Percentage	Surface
Black	4.46%	14860 sq pt
Total	4.46%	14860 sq pt

### Page 512

Ink	Percentage	Surface
Black	3.09%	10319 sq pt
Total	3.09%	10319 sq pt

### Page 513

Ink	Percentage	Surface
Black	2.52%	8415 sq pt
Total	2.52%	8415 sq pt



### Page 514

Ink	Percentage	Surface
Black	4.27%	14226 sq pt
Total	4.27%	14226 sq pt

### Page 515

Ink	Percentage	Surface
Black	4.48%	14932 sq pt
Total	4.48%	14932 sq pt

### Page 516

Ink	Percentage	Surface
Black	4.58%	15268 sq pt
Total	4.58%	15268 sq pt

### Page 517

Ink	Percentage	Surface
Black	4.43%	14785 sq pt
Total	4.43%	14785 sq pt

### Page 518

Ink	Percentage	Surface
Black	4.35%	14508 sq pt
Total	4.35%	14508 sq pt

### Page 519

Ink	Percentage	Surface
Black	3.89%	12966 sq pt
Total	3.89%	12966 sq pt

### Page 520

Ink	Percentage	Surface
Black	2.28%	7610 sq pt
Total	2.28%	7610 sq pt





# enfocus PITSTOPSERVER



## Output Intents

### GTS\_PDFX

Output condition	ISO Coated v2 300% (ECI)
Output condition identifier	Custom
Additional information	ISO Coated v2 300% (ECI)
Destination output profile	ISO Coated v2 300% (ECI)