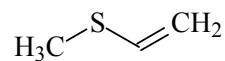
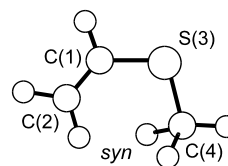


407
MW C_3H_6S **Methyl vinyl sulfide**
Methylsulfanylene C_s (*syn*)
 C_1 (*skew*)

| $r_s^a)$ | $\text{\AA}^b)$ | $\theta_s^a)$ | $\text{deg}^b)$ |
|-----------|-----------------|-----------------------|-----------------|
| C(1)=C(2) | 1.3315(18) | C(2)=C(1)-S(3) | 130.23(11) |
| C(1)-S(3) | 1.7411(9) | C(1)-S(3)-C(4) | 101.99(9) |
| S(3)-C(4) | 1.7970(9) | | |
| | | $\theta_0^c)$ | $\text{deg}^d)$ |
| | | C=C-S-C ^{e)} | 154(1) |

| Atom ^{a)} | $a_s [\text{\AA}]$ | $b_s [\text{\AA}]$ | $c_s [\text{\AA}]$ |
|--------------------|--------------------|--------------------|--------------------|
| C(1) | 1.0404 | 0.5123 | 0.0 |
| C(2) | 1.8448 | -0.5487 | 0.0 |
| S(3) | -0.6982 | 0.6052 | 0.0 |
| C(4) | -1.1647 | -1.1302 | 0.0 |



The *syn* form is 5.0(3) kJ mol⁻¹ more stable than the *skew* conformer.

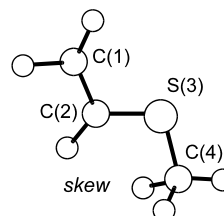
^{a)} For the *syn* conformer.

^{b)} Estimated standard errors.

^{c)} For the *skew* conformer.

^{d)} Uncertainty was not estimated in the original paper.

^{e)} Dihedral angle, measured from the *syn* position.



Marstokk, K.-M., Møllendal, H., Samdal, S., Steinborn, D.: J. Mol. Struct. **567-568** (2001) 41.

[II/25C \(3, 1290\)](#)