







Warnings

-  Page is empty inside trim box (4x on pages 6,16,238,240)
-  Text of 4.5...4.96 pt is less than 5 pt --> please check for legibility (180x on pages 13...229)



Fixes

-  Changed PDF/X-3:2002 Output Intent to Custom
-  Compressed objects using ZIP compression



Processing

Certified PDF status	Preflighted successfully
Preflight Profile	SpringerNature_Print_Books_V13_2016_10_06
Created by	Mark Rübsam / Klaus Rüschhoff
	Springer Nature
Pages processed	1-240
Application used to preflight	Enfocus PitStop Server 13 update 2 powered by Enfocus PitStop Library 13 update 2
Application used to create the report	Enfocus PitStop Library 13 update 2
Preflighted on	UTC: April 24, 2017 - 10:12:32 [April 24, 2017 - 15:42:32]

Document properties

Document Name	978-94-017-7630-1_Book_PrintPDF_m.pdf
Number of pages	240
PDF Version	1.3
Creation Date	UTC: April 24, 2017 - 10:05:24 [April 24, 2017 - 15:35:24]
Modification Date	UTC: April 24, 2017 - 10:06:45 [April 24, 2017 - 15:36:45]
Producer	Acrobat Distiller 11.0 (Windows)
Creator	Adobe InDesign CS2 (4.0.4)
Author	Springer-Verlag GmbH
Title	Doody_Fm.indd
Subject	-
Keywords	-
Trapped	no
Trapping Information Present	no
Repaired on Open	no
Optimized for Fast Web View	no
Thumbnails Present	no
Binding	left
Job Ticket Present	no

Security

Encryption Type	not encrypted
Content Copying or Extraction	allowed
Content Access for Disabled Users	allowed
Adding or Modifying Annotations	allowed
Creating or Modifying Form Fields	allowed
Form Field Fill-in or Signing	allowed
Document Assembly	allowed
Other Document Modifications	allowed
Printing	high resolution

Compression

Data format	binary
Document structure compressed	yes
Filters used	CCITT, JPEG, ZIP



Status Incoming Document

Not Certified

Action:

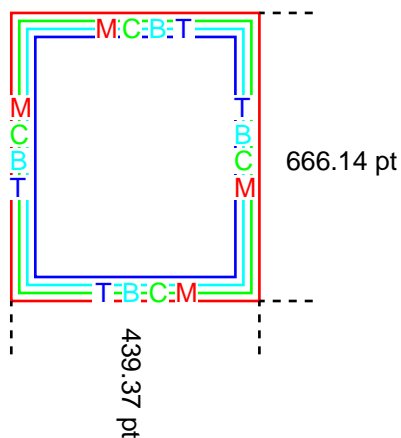
Started Certified PDF workflow

Status Outgoing Document

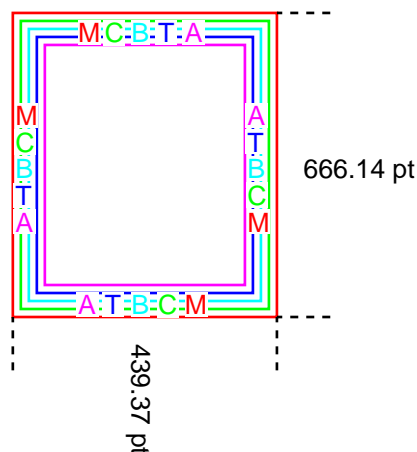
Preflight Profile Name:	SpringerNature_Print_Books_V13_2016_10_06
Author:	Mark Rübsam / Klaus Rüschoff
Company:	Springer Nature
Document Status	Preflighted successfully
Preflight Profile Status	Match



Defined page boxes



Effective page boxes



Page box	Defined size	Effective size
Media box (M)	439.37 x 666.14 pt	439.37 x 666.14 pt
Crop box (C)	439.37 x 666.14 pt	439.37 x 666.14 pt
Trim box (T)	439.37 x 666.14 pt	439.37 x 666.14 pt
Bleed box (B)	439.37 x 666.14 pt	439.37 x 666.14 pt
Art box (A)	not defined	439.37 x 666.14 pt

Defined for pages 1-240

Media box starts at : (0, 0) pt

Page rotation : 0 degrees

Page scaling factor : 1



Font Information

	PostScript font name	Type	Embedded as	Subset	Encoding
🔍	Times-Roman	Type 1	Type 1	yes	Custom
🔍	Times-Italic	Type 1	Type 1	yes	Custom
🔍	Times-Bold	Type 1	Type 1	yes	Custom
🔍	TimesNewRoman	Type 1	Type 1	yes	Custom
🔍	Times-BoldItalic	Type 1	Type 1	yes	Custom
🔍	ZapfDingbats	Type 1	Type 1	yes	Custom
🔍	Symbol	Type 1	Type 1	yes	Custom



Image Information

Type	Color Space	Size (pixels)	Resolution (ppi)	Bits per channel	Page	Angle (degrees)	Shear	Flipped	Custom Transfer	Custom Halftone	Custom BG	Custom UCR
Grayscale	Gray	2730x1788	599.7x599.6	8	15	0	-	-	-	-	-	-
Grayscale	Gray	1990x2395	439x439	8	20	0	-	-	-	-	-	-
Grayscale	Gray	2631x1206	588.5x588.1	8	22	0	-	-	-	-	-	-
Grayscale	Gray	2602x2846	588.7x588.7	8	23	0	-	-	-	-	-	-
Grayscale	Gray	2030x1320	549.8x549.5	8	25	0	-	-	-	-	-	-
Grayscale	Gray	2603x1022	588.7x588.3	8	30	0	-	-	-	-	-	-
Grayscale	Gray	2216x2377	499.7x499.6	8	32	0	-	-	-	-	-	-
Grayscale	Gray	2227x3190	509.6x509.6	8	33	0	-	-	-	-	-	-
Grayscale	Gray	2200x1431	549.8x549.6	8	34	0	-	-	-	-	-	-
Grayscale	Gray	2200x1444	549.8x549.6	8	35	0	-	-	-	-	-	-
Grayscale	Gray	2200x1444	549.8x549.6	8	35	0	-	-	-	-	-	-
Grayscale	Gray	2200x1444	549.8x549.6	8	46	0	-	-	-	-	-	-
Grayscale	Gray	2200x1444	549.8x549.6	8	50	0	-	-	-	-	-	-
Grayscale	Gray	2200x1444	549.8x549.6	8	74	0	-	-	-	-	-	-
Grayscale	Gray	2200x1444	549.8x549.6	8	75	0	-	-	-	-	-	-
Grayscale	Gray	2200x1444	549.8x549.6	8	88	0	-	-	-	-	-	-
Grayscale	Gray	2200x1444	549.8x549.6	8	103	0	-	-	-	-	-	-
Grayscale	Gray	2200x1467	549.8x549.5	8	38	0	-	-	-	-	-	-
Grayscale	Gray	2200x1467	549.8x549.5	8	86	0	-	-	-	-	-	-
Grayscale	Gray	2655x1025	601.2x600.7	8	42	0	-	-	-	-	-	-
Grayscale	Gray	1833x1352	549.7x549.5	8	43	0	-	-	-	-	-	-
Grayscale	Gray	2595x1053	588.8x588.4	8	44	0	-	-	-	-	-	-
Grayscale	Gray	2651x3791	588.8x588.8	8	47	0	-	-	-	-	-	-
Grayscale	Gray	1200x1496	349.8x349.8	8	48	0	-	-	-	-	-	-
Grayscale	Gray	2160x1658	588.7x588.5	8	49	0	-	-	-	-	-	-
Grayscale	Gray	2201x1224	549.7x549.5	8	57	0	-	-	-	-	-	-
Grayscale	Gray	2159x1696	539.8x539.7	8	59	0	-	-	-	-	-	-
Grayscale	Gray	2160x1696	588.7x588.5	8	59	0	-	-	-	-	-	-
Grayscale	Gray	1600x1104	399.8x399.7	8	62	0	-	-	-	-	-	-
Grayscale	Gray	1437x456	319.1x318.8	8	63	0	-	-	-	-	-	-
Grayscale	Gray	2305x1694	512.3x512.1	8	64	0	-	-	-	-	-	-
Grayscale	Gray	2352x1591	589.9x590.2	8	69	0	-	-	-	-	-	-
Grayscale	Gray	2162x1444	549.8x549.6	8	71	0	-	-	-	-	-	-
Mask	Gray	4040x4212	1010x1010	1	73	0	-	-	-	-	-	-
Grayscale	Gray	2199x1404	549.8x549.5	8	76	0	-	-	-	-	-	-
Grayscale	Gray	1050x1891	351.5x350.8	8	79	0	-	-	-	-	-	-
Grayscale	Gray	1679x837	380x381.2	8	82	0	-	-	-	-	-	-
Grayscale	Gray	2200x1428	549.8x549.6	8	83	0	-	-	-	-	-	-
Grayscale	Gray	2200x1713	549.8x549.6	8	87	0	-	-	-	-	-	-
Grayscale	Gray	2200x1448	549.8x549.6	8	88	0	-	-	-	-	-	-
Grayscale	Gray	2200x1436	549.8x549.6	8	96	0	-	-	-	-	-	-



Image Information

Type	Color Space	Size (pixels)	Resolution (ppi)	Bits per channel	Page	Angle (degrees)	Shear	Flipped	Custom Transfer	Custom Halftone	Custom BG	Custom UCR
Grayscale	Gray	2200x1650	549.8x549.6	8	96	0	-	-	-	-	-	-
Grayscale	Gray	2383x1189	549.8x549.5	8	98	0	-	-	-	-	-	-
Grayscale	Gray	2600x1205	588.8x588.4	8	101	0	-	-	-	-	-	-
Grayscale	Gray	2649x709	588.8x587.9	8	108	0	-	-	-	-	-	-
Grayscale	Gray	2602x841	588.7x588.1	8	109	0	-	-	-	-	-	-
Grayscale	Gray	2402x1577	600.1x600.3	8	111	0	-	-	-	-	-	-
Grayscale	Gray	2402x1577	600.1x600.3	8	112	0	-	-	-	-	-	-
Grayscale	Gray	2199x1466	549.8x549.6	8	116	0	-	-	-	-	-	-
Grayscale	Gray	2247x1279	549.8x549.5	8	117	0	-	-	-	-	-	-
Mask	Gray	3249x6023	1010x1010	1	121	0	-	-	-	-	-	-
Grayscale	Gray	2200x1448	549.8x549.5	8	122	0	-	-	-	-	-	-
Grayscale	Gray	1600x1200	399.8x399.7	8	124	0	-	-	-	-	-	-
Grayscale	Gray	1600x872	369.1x368.9	8	125	0	-	-	-	-	-	-
Grayscale	Gray	2355x1169	588.7x588.4	8	139	0	-	-	-	-	-	-
Grayscale	Gray	2601x3083	588.7x588.8	8	141	0	-	-	-	-	-	-
Grayscale	Gray	1955x1283	488.8x488.6	8	144	0	-	-	-	-	-	-
Grayscale	Gray	2601x1941	588.7x588.6	8	145	0	-	-	-	-	-	-
Grayscale	Gray	2048x2667	511.8x511.8	8	148	0	-	-	-	-	-	-
Grayscale	Gray	1980x3017	549.7x549.7	8	160	0	-	-	-	-	-	-
Grayscale	Gray	1600x1200	349.1x349	8	161	0	-	-	-	-	-	-
Grayscale	Gray	2521x1660	549.8x549.6	8	164	0	-	-	-	-	-	-
Grayscale	Gray	2520x1573	549.8x549.6	8	167	0	-	-	-	-	-	-
Grayscale	Gray	2522x1536	549.8x549.5	8	175	0	-	-	-	-	-	-
Grayscale	Gray	2512x1648	549.8x549.6	8	176	0	-	-	-	-	-	-
Grayscale	Gray	1055x1315	549.5x549.5	8	179	0	-	-	-	-	-	-
Grayscale	Gray	2503x1607	549.8x549.6	8	180	0	-	-	-	-	-	-
Grayscale	Gray	2512x1678	549.8x549.6	8	180	0	-	-	-	-	-	-
Grayscale	Gray	2503x1668	549.8x549.6	8	181	0	-	-	-	-	-	-
Grayscale	Gray	2047x3072	491.3x491.3	8	184	0	-	-	-	-	-	-
Grayscale	Gray	2503x1353	549.8x549.5	8	190	0	-	-	-	-	-	-
Grayscale	Gray	1879x2662	549.7x549.8	8	191	0	-	-	-	-	-	-
Grayscale	Gray	2512x1675	549.8x549.6	8	192	0	-	-	-	-	-	-
Grayscale	Gray	1833x2462	549.7x549.7	8	198	0	-	-	-	-	-	-
Grayscale	Gray	2503x2328	549.8x549.7	8	202	0	-	-	-	-	-	-



enfocus
PITSTOPSERVER



OPI Information

No OPI



Color Information

Item	Value
Color Space	Gray
Page	1-5,7-15,17-237,239
Color Space	Separation (Process color)
Page	4
Name	■ Black
Alternate Space	CMYK
CMYK values	[0, 0, 0, 1]



Document

Ink	Percentage	Surface
Black	7.22%	5077634 sq pt
Total	7.22%	5077634 sq pt

Page 1

Ink	Percentage	Surface
Black	0.25%	730 sq pt
Total	0.25%	730 sq pt

Page 2

Ink	Percentage	Surface
Black	1.57%	4612 sq pt
Total	1.57%	4612 sq pt

Page 3

Ink	Percentage	Surface
Black	1.13%	3303 sq pt
Total	1.13%	3303 sq pt

Page 4

Ink	Percentage	Surface
Black	1.51%	4430 sq pt
Total	1.51%	4430 sq pt

Page 5

Ink	Percentage	Surface
Black	0.59%	1730 sq pt
Total	0.59%	1730 sq pt

Pages 6,16,238,240 don't use any inks

Page 7

Ink	Percentage	Surface
Black	2.15%	6294 sq pt
Total	2.15%	6294 sq pt



🔍 Page 8

Ink	Percentage	Surface
Black	3.85%	11294 sq pt
Total	3.85%	11294 sq pt

🔍 Page 9

Ink	Percentage	Surface
Black	3.88%	11384 sq pt
Total	3.88%	11384 sq pt

🔍 Page 10

Ink	Percentage	Surface
Black	4.35%	12752 sq pt
Total	4.35%	12752 sq pt

🔍 Page 11

Ink	Percentage	Surface
Black	3.77%	11036 sq pt
Total	3.77%	11036 sq pt

🔍 Page 12

Ink	Percentage	Surface
Black	1.87%	5470 sq pt
Total	1.87%	5470 sq pt

🔍 Page 13

Ink	Percentage	Surface
Black	4.91%	14392 sq pt
Total	4.91%	14392 sq pt

🔍 Page 14

Ink	Percentage	Surface
Black	4.5%	13188 sq pt
Total	4.5%	13188 sq pt

🔍 Page 15

Ink	Percentage	Surface
-----	------------	---------



Ink Information

Black	11.89%	34836 sq pt
Total	11.89%	34836 sq pt

Page 17

Ink	Percentage	Surface
Black	4.55%	13325 sq pt
Total	4.55%	13325 sq pt

Page 18

Ink	Percentage	Surface
Black	0.64%	1880 sq pt
Total	0.64%	1880 sq pt

Page 19

Ink	Percentage	Surface
Black	4.99%	14612 sq pt
Total	4.99%	14612 sq pt

Page 20

Ink	Percentage	Surface
Black	20.84%	61062 sq pt
Total	20.84%	61062 sq pt

Page 21

Ink	Percentage	Surface
Black	4.82%	14128 sq pt
Total	4.82%	14128 sq pt

Page 22

Ink	Percentage	Surface
Black	7.47%	21895 sq pt
Total	7.47%	21895 sq pt

Page 23

Ink	Percentage	Surface
Black	5.34%	15649 sq pt
Total	5.34%	15649 sq pt



🔍 Page 24

Ink	Percentage	Surface
Black	5.73%	16798 sq pt
Total	5.73%	16798 sq pt

🔍 Page 25

Ink	Percentage	Surface
Black	11.9%	34874 sq pt
Total	11.9%	34874 sq pt

🔍 Page 26

Ink	Percentage	Surface
Black	5.25%	15373 sq pt
Total	5.25%	15373 sq pt

🔍 Page 27

Ink	Percentage	Surface
Black	5.94%	17402 sq pt
Total	5.94%	17402 sq pt

🔍 Page 28

Ink	Percentage	Surface
Black	6.48%	18976 sq pt
Total	6.48%	18976 sq pt

🔍 Page 29

Ink	Percentage	Surface
Black	6.45%	18890 sq pt
Total	6.45%	18890 sq pt

🔍 Page 30

Ink	Percentage	Surface
Black	5.65%	16565 sq pt
Total	5.65%	16565 sq pt

🔍 Page 31

Ink	Percentage	Surface
-----	------------	---------



Black	6.46%	18936 sq pt
Total	6.46%	18936 sq pt

Page 32

Ink	Percentage	Surface
Black	8.85%	25933 sq pt
Total	8.85%	25933 sq pt

Page 33

Ink	Percentage	Surface
Black	3.93%	11528 sq pt
Total	3.93%	11528 sq pt

Page 34

Ink	Percentage	Surface
Black	14.5%	42481 sq pt
Total	14.5%	42481 sq pt

Page 35

Ink	Percentage	Surface
Black	22.98%	67337 sq pt
Total	22.98%	67337 sq pt

Page 36

Ink	Percentage	Surface
Black	1.42%	4161 sq pt
Total	1.42%	4161 sq pt

Page 37

Ink	Percentage	Surface
Black	4.66%	13663 sq pt
Total	4.66%	13663 sq pt

Page 38

Ink	Percentage	Surface
Black	14.16%	41489 sq pt
Total	14.16%	41489 sq pt



🔍 Page 39

Ink	Percentage	Surface
Black	5.75%	16852 sq pt
Total	5.75%	16852 sq pt

🔍 Page 40

Ink	Percentage	Surface
Black	5.41%	15866 sq pt
Total	5.41%	15866 sq pt

🔍 Page 41

Ink	Percentage	Surface
Black	5.76%	16871 sq pt
Total	5.76%	16871 sq pt

🔍 Page 42

Ink	Percentage	Surface
Black	6.05%	17733 sq pt
Total	6.05%	17733 sq pt

🔍 Page 43

Ink	Percentage	Surface
Black	10.85%	31802 sq pt
Total	10.85%	31802 sq pt

🔍 Page 44

Ink	Percentage	Surface
Black	7.32%	21456 sq pt
Total	7.32%	21456 sq pt

🔍 Page 45

Ink	Percentage	Surface
Black	6.78%	19875 sq pt
Total	6.78%	19875 sq pt

🔍 Page 46

Ink	Percentage	Surface
-----	------------	---------



Black	14.19%	41591 sq pt
Total	14.19%	41591 sq pt

Page 47

Ink	Percentage	Surface
Black	21.04%	61646 sq pt
Total	21.04%	61646 sq pt

Page 48

Ink	Percentage	Surface
Black	5.89%	17261 sq pt
Total	5.89%	17261 sq pt

Page 49

Ink	Percentage	Surface
Black	6.26%	18344 sq pt
Total	6.26%	18344 sq pt

Page 50

Ink	Percentage	Surface
Black	15.84%	46407 sq pt
Total	15.84%	46407 sq pt

Page 51

Ink	Percentage	Surface
Black	4.94%	14485 sq pt
Total	4.94%	14485 sq pt

Page 52

Ink	Percentage	Surface
Black	5.22%	15302 sq pt
Total	5.22%	15302 sq pt

Page 53

Ink	Percentage	Surface
Black	5.36%	15698 sq pt
Total	5.36%	15698 sq pt



Page 54

Ink	Percentage	Surface
Black	5.94%	17413 sq pt
Total	5.94%	17413 sq pt

Page 55

Ink	Percentage	Surface
Black	4.77%	13979 sq pt
Total	4.77%	13979 sq pt

Page 56

Ink	Percentage	Surface
Black	6.49%	19020 sq pt
Total	6.49%	19020 sq pt

Page 57

Ink	Percentage	Surface
Black	13.92%	40799 sq pt
Total	13.92%	40799 sq pt

Page 58

Ink	Percentage	Surface
Black	6.39%	18735 sq pt
Total	6.39%	18735 sq pt

Page 59

Ink	Percentage	Surface
Black	4.2%	12301 sq pt
Total	4.2%	12301 sq pt

Page 60

Ink	Percentage	Surface
Black	6.52%	19119 sq pt
Total	6.52%	19119 sq pt

Page 61

Ink	Percentage	Surface
-----	------------	---------



Ink Information

Black	6.58%	19291 sq pt
Total	6.58%	19291 sq pt

Page 62

Ink	Percentage	Surface
Black	12.08%	35408 sq pt
Total	12.08%	35408 sq pt

Page 63

Ink	Percentage	Surface
Black	10.21%	29929 sq pt
Total	10.21%	29929 sq pt

Page 64

Ink	Percentage	Surface
Black	10.18%	29827 sq pt
Total	10.18%	29827 sq pt

Page 65

Ink	Percentage	Surface
Black	5.92%	17348 sq pt
Total	5.92%	17348 sq pt

Page 66

Ink	Percentage	Surface
Black	6.49%	19009 sq pt
Total	6.49%	19009 sq pt

Page 67

Ink	Percentage	Surface
Black	2.59%	7601 sq pt
Total	2.59%	7601 sq pt

Page 68

Ink	Percentage	Surface
Black	5.06%	14838 sq pt
Total	5.06%	14838 sq pt



🔍 Page 69

Ink	Percentage	Surface
Black	6.14%	18000 sq pt
Total	6.14%	18000 sq pt

🔍 Page 70

Ink	Percentage	Surface
Black	6.53%	19139 sq pt
Total	6.53%	19139 sq pt

🔍 Page 71

Ink	Percentage	Surface
Black	11.97%	35089 sq pt
Total	11.97%	35089 sq pt

🔍 Page 72

Ink	Percentage	Surface
Black	7.01%	20533 sq pt
Total	7.01%	20533 sq pt

🔍 Page 73

Ink	Percentage	Surface
Black	4.5%	13184 sq pt
Total	4.5%	13184 sq pt

🔍 Page 74

Ink	Percentage	Surface
Black	13.59%	39823 sq pt
Total	13.59%	39823 sq pt

🔍 Page 75

Ink	Percentage	Surface
Black	13.84%	40561 sq pt
Total	13.84%	40561 sq pt

🔍 Page 76

Ink	Percentage	Surface
-----	------------	---------



Ink Information

Black	10.34%	30308 sq pt
Total	10.34%	30308 sq pt

Page 77

Ink	Percentage	Surface
Black	5.66%	16583 sq pt
Total	5.66%	16583 sq pt

Page 78

Ink	Percentage	Surface
Black	6.46%	18931 sq pt
Total	6.46%	18931 sq pt

Page 79

Ink	Percentage	Surface
Black	3.8%	11135 sq pt
Total	3.8%	11135 sq pt

Page 80

Ink	Percentage	Surface
Black	7.22%	21154 sq pt
Total	7.22%	21154 sq pt

Page 81

Ink	Percentage	Surface
Black	7.29%	21350 sq pt
Total	7.29%	21350 sq pt

Page 82

Ink	Percentage	Surface
Black	5.74%	16814 sq pt
Total	5.74%	16814 sq pt

Page 83

Ink	Percentage	Surface
Black	15.81%	46340 sq pt
Total	15.81%	46340 sq pt



🔍 Page 84

Ink	Percentage	Surface
Black	6.11%	17902 sq pt
Total	6.11%	17902 sq pt

🔍 Page 85

Ink	Percentage	Surface
Black	5.19%	15214 sq pt
Total	5.19%	15214 sq pt

🔍 Page 86

Ink	Percentage	Surface
Black	12.91%	37828 sq pt
Total	12.91%	37828 sq pt

🔍 Page 87

Ink	Percentage	Surface
Black	15.76%	46172 sq pt
Total	15.76%	46172 sq pt

🔍 Page 88

Ink	Percentage	Surface
Black	18.47%	54111 sq pt
Total	18.47%	54111 sq pt

🔍 Page 89

Ink	Percentage	Surface
Black	5.85%	17147 sq pt
Total	5.85%	17147 sq pt

🔍 Page 90

Ink	Percentage	Surface
Black	5.6%	16421 sq pt
Total	5.6%	16421 sq pt

🔍 Page 91

Ink	Percentage	Surface
-----	------------	---------



Ink Information

Black	6.91%	20247 sq pt
Total	6.91%	20247 sq pt

Page 92

Ink	Percentage	Surface
Black	6.69%	19602 sq pt
Total	6.69%	19602 sq pt

Page 93

Ink	Percentage	Surface
Black	4.45%	13031 sq pt
Total	4.45%	13031 sq pt

Page 94

Ink	Percentage	Surface
Black	5.61%	16442 sq pt
Total	5.61%	16442 sq pt

Page 95

Ink	Percentage	Surface
Black	5.76%	16880 sq pt
Total	5.76%	16880 sq pt

Page 96

Ink	Percentage	Surface
Black	25.98%	76129 sq pt
Total	25.98%	76129 sq pt

Page 97

Ink	Percentage	Surface
Black	4.25%	12469 sq pt
Total	4.25%	12469 sq pt

Page 98

Ink	Percentage	Surface
Black	13.48%	39502 sq pt
Total	13.48%	39502 sq pt



🔍 Page 99

Ink	Percentage	Surface
Black	4.87%	14260 sq pt
Total	4.87%	14260 sq pt

🔍 Page 100

Ink	Percentage	Surface
Black	4.47%	13110 sq pt
Total	4.47%	13110 sq pt

🔍 Page 101

Ink	Percentage	Surface
Black	5.15%	15085 sq pt
Total	5.15%	15085 sq pt

🔍 Page 102

Ink	Percentage	Surface
Black	7.35%	21527 sq pt
Total	7.35%	21527 sq pt

🔍 Page 103

Ink	Percentage	Surface
Black	16.08%	47128 sq pt
Total	16.08%	47128 sq pt

🔍 Page 104

Ink	Percentage	Surface
Black	6.74%	19748 sq pt
Total	6.74%	19748 sq pt

🔍 Page 105

Ink	Percentage	Surface
Black	6.66%	19503 sq pt
Total	6.66%	19503 sq pt

🔍 Page 106

Ink	Percentage	Surface
-----	------------	---------



Ink Information

Black	6.12%	17933 sq pt
Total	6.12%	17933 sq pt

Page 107

Ink	Percentage	Surface
Black	5.61%	16443 sq pt
Total	5.61%	16443 sq pt

Page 108

Ink	Percentage	Surface
Black	6.16%	18065 sq pt
Total	6.16%	18065 sq pt

Page 109

Ink	Percentage	Surface
Black	6.13%	17949 sq pt
Total	6.13%	17949 sq pt

Page 110

Ink	Percentage	Surface
Black	4.16%	12182 sq pt
Total	4.16%	12182 sq pt

Page 111

Ink	Percentage	Surface
Black	12.81%	37539 sq pt
Total	12.81%	37539 sq pt

Page 112

Ink	Percentage	Surface
Black	14.4%	42208 sq pt
Total	14.4%	42208 sq pt

Page 113

Ink	Percentage	Surface
Black	7.25%	21249 sq pt
Total	7.25%	21249 sq pt



🔍 Page 114

Ink	Percentage	Surface
Black	5.29%	15494 sq pt
Total	5.29%	15494 sq pt

🔍 Page 115

Ink	Percentage	Surface
Black	6.95%	20377 sq pt
Total	6.95%	20377 sq pt

🔍 Page 116

Ink	Percentage	Surface
Black	13.81%	40456 sq pt
Total	13.81%	40456 sq pt

🔍 Page 117

Ink	Percentage	Surface
Black	11.66%	34171 sq pt
Total	11.66%	34171 sq pt

🔍 Page 118

Ink	Percentage	Surface
Black	6.49%	19031 sq pt
Total	6.49%	19031 sq pt

🔍 Page 119

Ink	Percentage	Surface
Black	5.91%	17332 sq pt
Total	5.91%	17332 sq pt

🔍 Page 120

Ink	Percentage	Surface
Black	5.67%	16611 sq pt
Total	5.67%	16611 sq pt

🔍 Page 121

Ink	Percentage	Surface
-----	------------	---------



Ink Information

Black	2.3%	6729 sq pt
Total	2.3%	6729 sq pt

Page 122

Ink	Percentage	Surface
Black	12.51%	36648 sq pt
Total	12.51%	36648 sq pt

Page 123

Ink	Percentage	Surface
Black	6.71%	19665 sq pt
Total	6.71%	19665 sq pt

Page 124

Ink	Percentage	Surface
Black	14.55%	42627 sq pt
Total	14.55%	42627 sq pt

Page 125

Ink	Percentage	Surface
Black	13.1%	38385 sq pt
Total	13.1%	38385 sq pt

Page 126

Ink	Percentage	Surface
Black	5.21%	15275 sq pt
Total	5.21%	15275 sq pt

Page 127

Ink	Percentage	Surface
Black	3.24%	9484 sq pt
Total	3.24%	9484 sq pt

Page 128

Ink	Percentage	Surface
Black	4.09%	11990 sq pt
Total	4.09%	11990 sq pt



Page 129

Ink	Percentage	Surface
Black	6.9%	20211 sq pt
Total	6.9%	20211 sq pt

Page 130

Ink	Percentage	Surface
Black	6.16%	18040 sq pt
Total	6.16%	18040 sq pt

Page 131

Ink	Percentage	Surface
Black	7.12%	20877 sq pt
Total	7.12%	20877 sq pt

Page 132

Ink	Percentage	Surface
Black	6.21%	18211 sq pt
Total	6.21%	18211 sq pt

Page 133

Ink	Percentage	Surface
Black	7.25%	21249 sq pt
Total	7.25%	21249 sq pt

Page 134

Ink	Percentage	Surface
Black	7.02%	20584 sq pt
Total	7.02%	20584 sq pt

Page 135

Ink	Percentage	Surface
Black	5.97%	17498 sq pt
Total	5.97%	17498 sq pt

Page 136

Ink	Percentage	Surface
-----	------------	---------



Black	4.46%	13075 sq pt
Total	4.46%	13075 sq pt

Page 137

Ink	Percentage	Surface
Black	6.82%	19995 sq pt
Total	6.82%	19995 sq pt

Page 138

Ink	Percentage	Surface
Black	7.4%	21675 sq pt
Total	7.4%	21675 sq pt

Page 139

Ink	Percentage	Surface
Black	5.79%	16955 sq pt
Total	5.79%	16955 sq pt

Page 140

Ink	Percentage	Surface
Black	5.8%	16999 sq pt
Total	5.8%	16999 sq pt

Page 141

Ink	Percentage	Surface
Black	3.79%	11107 sq pt
Total	3.79%	11107 sq pt

Page 142

Ink	Percentage	Surface
Black	6.1%	17882 sq pt
Total	6.1%	17882 sq pt

Page 143

Ink	Percentage	Surface
Black	5.84%	17111 sq pt
Total	5.84%	17111 sq pt



🔍 Page 144

Ink	Percentage	Surface
Black	9.71%	28454 sq pt
Total	9.71%	28454 sq pt

🔍 Page 145

Ink	Percentage	Surface
Black	4.37%	12813 sq pt
Total	4.37%	12813 sq pt

🔍 Page 146

Ink	Percentage	Surface
Black	4.98%	14603 sq pt
Total	4.98%	14603 sq pt

🔍 Page 147

Ink	Percentage	Surface
Black	6.5%	19062 sq pt
Total	6.5%	19062 sq pt

🔍 Page 148

Ink	Percentage	Surface
Black	23.83%	69834 sq pt
Total	23.83%	69834 sq pt

🔍 Page 149

Ink	Percentage	Surface
Black	6.62%	19391 sq pt
Total	6.62%	19391 sq pt

🔍 Page 150

Ink	Percentage	Surface
Black	5.66%	16580 sq pt
Total	5.66%	16580 sq pt

🔍 Page 151

Ink	Percentage	Surface
-----	------------	---------



Ink Information

Black	6.22%	18229 sq pt
Total	6.22%	18229 sq pt

Page 152

Ink	Percentage	Surface
Black	6.47%	18951 sq pt
Total	6.47%	18951 sq pt

Page 153

Ink	Percentage	Surface
Black	5.93%	17375 sq pt
Total	5.93%	17375 sq pt

Page 154

Ink	Percentage	Surface
Black	6.7%	19643 sq pt
Total	6.7%	19643 sq pt

Page 155

Ink	Percentage	Surface
Black	6.77%	19829 sq pt
Total	6.77%	19829 sq pt

Page 156

Ink	Percentage	Surface
Black	4.71%	13802 sq pt
Total	4.71%	13802 sq pt

Page 157

Ink	Percentage	Surface
Black	7.05%	20652 sq pt
Total	7.05%	20652 sq pt

Page 158

Ink	Percentage	Surface
Black	5.85%	17148 sq pt
Total	5.85%	17148 sq pt



Page 159

Ink	Percentage	Surface
Black	4.34%	12721 sq pt
Total	4.34%	12721 sq pt

Page 160

Ink	Percentage	Surface
Black	22.69%	66490 sq pt
Total	22.69%	66490 sq pt

Page 161

Ink	Percentage	Surface
Black	16.81%	49259 sq pt
Total	16.81%	49259 sq pt

Page 162

Ink	Percentage	Surface
Black	6.66%	19521 sq pt
Total	6.66%	19521 sq pt

Page 163

Ink	Percentage	Surface
Black	6.98%	20441 sq pt
Total	6.98%	20441 sq pt

Page 164

Ink	Percentage	Surface
Black	18.74%	54928 sq pt
Total	18.74%	54928 sq pt

Page 165

Ink	Percentage	Surface
Black	4.49%	13158 sq pt
Total	4.49%	13158 sq pt

Page 166

Ink	Percentage	Surface
-----	------------	---------



Ink Information

Black	6.03%	17682 sq pt
Total	6.03%	17682 sq pt

Page 167

Ink	Percentage	Surface
Black	5.71%	16725 sq pt
Total	5.71%	16725 sq pt

Page 168

Ink	Percentage	Surface
Black	6.71%	19677 sq pt
Total	6.71%	19677 sq pt

Page 169

Ink	Percentage	Surface
Black	5.59%	16393 sq pt
Total	5.59%	16393 sq pt

Page 170

Ink	Percentage	Surface
Black	5.52%	16164 sq pt
Total	5.52%	16164 sq pt

Page 171

Ink	Percentage	Surface
Black	6.88%	20160 sq pt
Total	6.88%	20160 sq pt

Page 172

Ink	Percentage	Surface
Black	5.88%	17237 sq pt
Total	5.88%	17237 sq pt

Page 173

Ink	Percentage	Surface
Black	4.34%	12726 sq pt
Total	4.34%	12726 sq pt



Page 174

Ink	Percentage	Surface
Black	6.69%	19617 sq pt
Total	6.69%	19617 sq pt

Page 175

Ink	Percentage	Surface
Black	5.89%	17260 sq pt
Total	5.89%	17260 sq pt

Page 176

Ink	Percentage	Surface
Black	18.24%	53452 sq pt
Total	18.24%	53452 sq pt

Page 177

Ink	Percentage	Surface
Black	6.07%	17798 sq pt
Total	6.07%	17798 sq pt

Page 178

Ink	Percentage	Surface
Black	6.88%	20157 sq pt
Total	6.88%	20157 sq pt

Page 179

Ink	Percentage	Surface
Black	3.17%	9287 sq pt
Total	3.17%	9287 sq pt

Page 180

Ink	Percentage	Surface
Black	26.43%	77464 sq pt
Total	26.43%	77464 sq pt

Page 181

Ink	Percentage	Surface
-----	------------	---------



Black	14.71%	43095 sq pt
Total	14.71%	43095 sq pt

Page 182

Ink	Percentage	Surface
Black	6.73%	19718 sq pt
Total	6.73%	19718 sq pt

Page 183

Ink	Percentage	Surface
Black	6.33%	18552 sq pt
Total	6.33%	18552 sq pt

Page 184

Ink	Percentage	Surface
Black	22.38%	65569 sq pt
Total	22.38%	65569 sq pt

Page 185

Ink	Percentage	Surface
Black	5%	14644 sq pt
Total	5%	14644 sq pt

Page 186

Ink	Percentage	Surface
Black	7%	20526 sq pt
Total	7%	20526 sq pt

Page 187

Ink	Percentage	Surface
Black	7.09%	20782 sq pt
Total	7.09%	20782 sq pt

Page 188

Ink	Percentage	Surface
Black	5.79%	16972 sq pt
Total	5.79%	16972 sq pt



Page 189

Ink	Percentage	Surface
Black	6.79%	19908 sq pt
Total	6.79%	19908 sq pt

Page 190

Ink	Percentage	Surface
Black	14.78%	43310 sq pt
Total	14.78%	43310 sq pt

Page 191

Ink	Percentage	Surface
Black	13.36%	39141 sq pt
Total	13.36%	39141 sq pt

Page 192

Ink	Percentage	Surface
Black	13.94%	40846 sq pt
Total	13.94%	40846 sq pt

Page 193

Ink	Percentage	Surface
Black	7.16%	20995 sq pt
Total	7.16%	20995 sq pt

Page 194

Ink	Percentage	Surface
Black	7.26%	21277 sq pt
Total	7.26%	21277 sq pt

Page 195

Ink	Percentage	Surface
Black	5.56%	16305 sq pt
Total	5.56%	16305 sq pt

Page 196

Ink	Percentage	Surface
-----	------------	---------



Black	7.07%	20717 sq pt
Total	7.07%	20717 sq pt

Page 197

Ink	Percentage	Surface
Black	6.35%	18618 sq pt
Total	6.35%	18618 sq pt

Page 198

Ink	Percentage	Surface
Black	5.86%	17182 sq pt
Total	5.86%	17182 sq pt

Page 199

Ink	Percentage	Surface
Black	6.29%	18429 sq pt
Total	6.29%	18429 sq pt

Page 200

Ink	Percentage	Surface
Black	6.97%	20439 sq pt
Total	6.97%	20439 sq pt

Page 201

Ink	Percentage	Surface
Black	6.22%	18216 sq pt
Total	6.22%	18216 sq pt

Page 202

Ink	Percentage	Surface
Black	10.06%	29486 sq pt
Total	10.06%	29486 sq pt

Page 203

Ink	Percentage	Surface
Black	6.86%	20100 sq pt
Total	6.86%	20100 sq pt



🔍 Page 204

Ink	Percentage	Surface
Black	6.67%	19554 sq pt
Total	6.67%	19554 sq pt

🔍 Page 205

Ink	Percentage	Surface
Black	6.41%	18790 sq pt
Total	6.41%	18790 sq pt

🔍 Page 206

Ink	Percentage	Surface
Black	3.84%	11244 sq pt
Total	3.84%	11244 sq pt

🔍 Page 207

Ink	Percentage	Surface
Black	2.89%	8460 sq pt
Total	2.89%	8460 sq pt

🔍 Page 208

Ink	Percentage	Surface
Black	3.21%	9414 sq pt
Total	3.21%	9414 sq pt

🔍 Page 209

Ink	Percentage	Surface
Black	2.28%	6670 sq pt
Total	2.28%	6670 sq pt

🔍 Page 210

Ink	Percentage	Surface
Black	3.67%	10755 sq pt
Total	3.67%	10755 sq pt

🔍 Page 211

Ink	Percentage	Surface
-----	------------	---------



Ink Information

Black	5.66%	16599 sq pt
Total	5.66%	16599 sq pt

Page 212

Ink	Percentage	Surface
Black	1.94%	5687 sq pt
Total	1.94%	5687 sq pt

Page 213

Ink	Percentage	Surface
Black	4.57%	13399 sq pt
Total	4.57%	13399 sq pt

Page 214

Ink	Percentage	Surface
Black	6.06%	17773 sq pt
Total	6.06%	17773 sq pt

Page 215

Ink	Percentage	Surface
Black	5.97%	17489 sq pt
Total	5.97%	17489 sq pt

Page 216

Ink	Percentage	Surface
Black	6.21%	18203 sq pt
Total	6.21%	18203 sq pt

Page 217

Ink	Percentage	Surface
Black	6.08%	17822 sq pt
Total	6.08%	17822 sq pt

Page 218

Ink	Percentage	Surface
Black	6.19%	18136 sq pt
Total	6.19%	18136 sq pt



🔍 Page 219

Ink	Percentage	Surface
Black	6.4%	18741 sq pt
Total	6.4%	18741 sq pt

🔍 Page 220

Ink	Percentage	Surface
Black	6.34%	18584 sq pt
Total	6.34%	18584 sq pt

🔍 Page 221

Ink	Percentage	Surface
Black	5.86%	17171 sq pt
Total	5.86%	17171 sq pt

🔍 Page 222

Ink	Percentage	Surface
Black	6.6%	19340 sq pt
Total	6.6%	19340 sq pt

🔍 Page 223

Ink	Percentage	Surface
Black	6.34%	18573 sq pt
Total	6.34%	18573 sq pt

🔍 Page 224

Ink	Percentage	Surface
Black	6.5%	19039 sq pt
Total	6.5%	19039 sq pt

🔍 Page 225

Ink	Percentage	Surface
Black	6.56%	19220 sq pt
Total	6.56%	19220 sq pt

🔍 Page 226

Ink	Percentage	Surface
-----	------------	---------



Black	6.31%	18499 sq pt
Total	6.31%	18499 sq pt

Page 227

Ink	Percentage	Surface
Black	5.88%	17224 sq pt
Total	5.88%	17224 sq pt

Page 228

Ink	Percentage	Surface
Black	6.22%	18212 sq pt
Total	6.22%	18212 sq pt

Page 229

Ink	Percentage	Surface
Black	6.45%	18901 sq pt
Total	6.45%	18901 sq pt

Page 230

Ink	Percentage	Surface
Black	6.72%	19704 sq pt
Total	6.72%	19704 sq pt

Page 231

Ink	Percentage	Surface
Black	6.63%	19426 sq pt
Total	6.63%	19426 sq pt

Page 232

Ink	Percentage	Surface
Black	2.28%	6675 sq pt
Total	2.28%	6675 sq pt

Page 233

Ink	Percentage	Surface
Black	2.72%	7972 sq pt
Total	2.72%	7972 sq pt



Page 234

Ink	Percentage	Surface
Black	3.95%	11578 sq pt
Total	3.95%	11578 sq pt

Page 235

Ink	Percentage	Surface
Black	3.75%	10996 sq pt
Total	3.75%	10996 sq pt

Page 236

Ink	Percentage	Surface
Black	4.13%	12108 sq pt
Total	4.13%	12108 sq pt

Page 237

Ink	Percentage	Surface
Black	0.59%	1717 sq pt
Total	0.59%	1717 sq pt

Page 239

Ink	Percentage	Surface
Black	2.91%	8518 sq pt
Total	2.91%	8518 sq pt



enfocus PITSTOPSERVER



Output Intents

GTS_PDFX

Output condition	ISO Coated v2 300% (ECI)
Output condition identifier	Custom
Additional information	ISO Coated v2 300% (ECI)
Destination output profile	ISO Coated v2 300% (ECI)