



























Warnings

-   Page is empty inside trim box (7x on pages 2,14,44,200,296,336,344)
-   Font Courier is used (129x on pages 84,87)
-   ** Strong WARNING ** Line weight is less than 0.0706 mm --> check if real line is not less than 0,2 pt (= 0,0706 mm) and is visible (2768x on pages 34...262)
-   Font Symbol uses an artificial italic style --> please check if used font family includes the used font style originally i.e. BOLD (355x on pages 29...254)
-   Font Symbol uses an artificial outline style --> please check if used font family includes the used font style originally i.e. BOLD (56x on pages 72,110,112-121)
-   Font MTExtra-Identity-H is a composite font --> info message (1x on page 35)
-   Text of 3.04...4.98 pt is less than 5 pt --> please check for legibility (332x on pages 48...259)
-   Pattern or shading is used --> could cause a color separation (19x on pages 30,131)
-   Compression ratio of image is more than 15 --> please use correct jopotions (SpringerNature_Print) (5x on pages 59,145,212,275,280)
-   Font Courier is used (129x on pages 84,87)
-   Gray (Separation) fonts are used (should be 100% black) --> gray fonts between 70 % and 84,9% are critical --> please check for wanted outcome (3x on pages 6,109,120)
-   Graphic element overlaps page's safe type zone --> checks space between content text and trim box (6x on page 102)



Processing

Certified PDF status	Preflighted successfully
Preflight Profile	SpringerNature_Print_Books_V13_2016_10_06
Created by	Mark Rübsam / Klaus Rüschhoff
	Springer Nature
Pages processed	1-344
Application used to preflight	Enfocus PitStop Server 13 update 2 powered by Enfocus PitStop Library 13 update 2
Application used to create the report	Enfocus PitStop Library 13 update 2
Preflighted on	UTC: April 28, 2017 - 06:34:35 [April 28, 2017 - 12:04:35]

Document properties

Document Name	978-3-662-51867-0_Book_PrintPDF_m.pdf
Number of pages	344
PDF Version	1.3
Creation Date	UTC: April 28, 2017 - 04:10:13 [April 28, 2017 - 09:40:13]
Modification Date	UTC: April 28, 2017 - 05:26:42 [April 28, 2017 - 10:56:42]
Producer	Acrobat Distiller 9.4.0(Windows)
Creator	PScript5.dll Version 5.2.2
Author	-
Title	-
Subject	-
Keywords	-
Trapped	no
Trapping Information Present	no
Repaired on Open	no
Optimized for Fast Web View	no
Thumbnails Present	no
Binding	left
Job Ticket Present	no

Security

Encryption Type	not encrypted
Content Copying or Extraction	allowed
Content Access for Disabled Users	allowed
Adding or Modifying Annotations	allowed
Creating or Modifying Form Fields	allowed
Form Field Fill-in or Signing	allowed
Document Assembly	allowed
Other Document Modifications	allowed
Printing	high resolution

Compression

Data format	binary
Document structure compressed	yes
Filters used	CCITT, JPEG, ZIP



Status Incoming Document

Not Certified

Action:

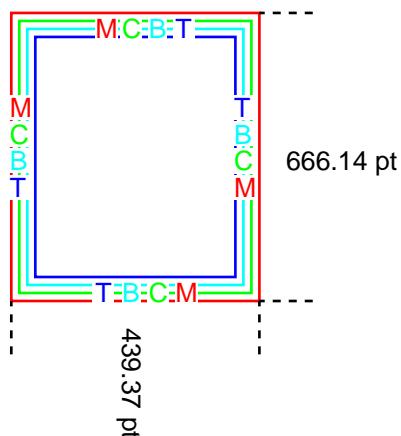
Started Certified PDF workflow

Status Outgoing Document

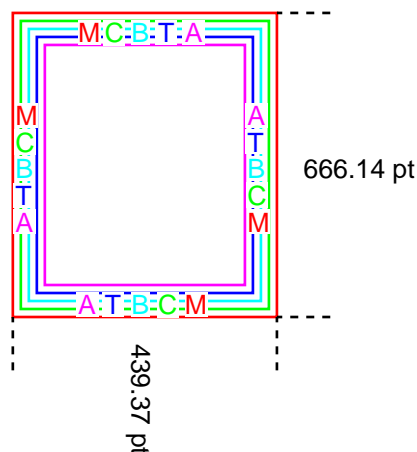
Preflight Profile Name:	SpringerNature_Print_Books_V13_2016_10_06
Author:	Mark Rübsam / Klaus Rüschhoff
Company:	Springer Nature
Document Status	Preflighted successfully
Preflight Profile Status	Match



Defined page boxes



Effective page boxes



Page box	Defined size	Effective size
Media box (M)	439.37 x 666.14 pt	439.37 x 666.14 pt
Crop box (C)	439.37 x 666.14 pt	439.37 x 666.14 pt
Trim box (T)	439.37 x 666.14 pt	439.37 x 666.14 pt
Bleed box (B)	439.37 x 666.14 pt	439.37 x 666.14 pt
Art box (A)	not defined	439.37 x 666.14 pt

Defined for pages 1-344

Media box starts at : (0, 0) pt

Page rotation : 0 degrees

Page scaling factor : 1



Font Information

PostScript font name	Type	Embedded as	Subset	Encoding
Times-Roman	Type 1	Type 1	yes	Custom
Springnew-Regular	Type 1	Type 1	yes	Custom
CMSY8	Type 1	Type 1	yes	Custom
Times-Italic	Type 1	Type 1	yes	Custom
TimesNewRoman	Type 1	Type 1	yes	Custom
Arial,Bold	Type 1	Type 1	yes	Custom
TimesNewRoman,Italic	Type 1	Type 1	yes	Custom
Helvetica-Bold	Type 1	Type 1	yes	Custom
Symbol	Type 1	Type 1	yes	Custom
TimesNewRoman,Bold	Type 1	Type 1	yes	Custom
Arial	Type 1	Type 1	yes	Custom
Times-Bold	Type 1	Type 1	yes	Custom
MTEExtra	Type 1	Type 1	yes	Custom
MTEExtra-Identity-H	Composite T1	Type 1	yes	Identity-H
Helvetica-BoldOblique	Type 1	Type 1	yes	Custom
Verdana	Type 1	Type 1	yes	Custom
Courier	Type 1	Type 1	yes	Custom
Century	Type 1	Type 1	yes	Custom
Times-BoldItalic	Type 1	Type 1	yes	Custom
MSPGothic	Type 1	Type 1	yes	Custom
MT-Extra	Type 1	Type 1	yes	Custom
Arial,BoldItalic	Type 1	Type 1	yes	Custom
TimesNewRomanPSMT	Type 1	Type 1	yes	Custom
TimesNewRomanPS-BoldMT	Type 1	Type 1	yes	Custom
TimesNewRomanPS-ItalicMT	Type 1	Type 1	yes	Custom
TimesNewRoman,BoldItalic	Type 1	Type 1	yes	Custom
SymbolMT	Type 1	Type 1	yes	Custom
TrebuchetMS	Type 1	Type 1	yes	Custom



Image Information

Type	Color Space	Size (pixels)	Resolution (ppi)	Bits per channel	Page	Angle (degrees)	Shear	Flipped	Custom Transfer	Custom Halftone	Custom BG	Custom UCR
Grayscale	Gray	270x599	558.5x470.5	8	22	0	-	-	-	-	-	-
Grayscale	Gray	381x243	209.4x209.4	8	22	0	-	-	-	-	-	-
Grayscale	Gray	626x614	598.5x599.2	8	22	0	-	-	-	-	-	-
Grayscale	Gray	715x630	598.7x599.2	8	22	0	-	-	-	-	-	-
Grayscale	Gray	862x641	467.4x467.4	8	22	0	-	-	-	-	-	-
Grayscale	Gray	739x334	209.8x209.7	8	24	0	-	-	-	-	-	-
Grayscale	Gray	674x588	210x209.8	8	25	0	-	-	-	-	-	-
Grayscale	Gray	968x722	209.9x209.8	8	25	0	-	-	-	-	-	-
Grayscale	Gray	858x304	200.1x200.1	8	30	0	-	-	-	-	-	-
Grayscale	Gray	858x304	200.1x200.2	8	30	0	-	-	-	-	-	-
Grayscale	Gray	858x5	200.1x189.9	8	30	0	-	-	-	-	-	-
Grayscale	Gray	9x2	326.3x279.1	8	30	0	-	-	-	-	-	-
Mask	Pattern	3857x12	899.9x921.2	1	30	0	-	-	-	-	-	-
Mask	Pattern	3857x1366	899.9x899.9	1	30	0	-	-	-	-	-	-
Mask	Pattern	3857x1366	899.9x899.9	1	30	0	-	-	-	-	-	-
Grayscale	Gray	688x858	301.3x300.2	8	54	0	-	-	-	-	-	-
Grayscale	Gray	718x892	309.6x312.1	8	54	0	-	-	-	-	-	-
Grayscale	Gray	639x791	251.1x251.1	8	55	0	-	-	-	-	-	-
Grayscale	Gray	985x793	252.5x252	8	55	0	-	-	-	-	-	-
Grayscale	Gray	992x793	334.7x335.4	8	56	0	-	-	-	-	-	-
Grayscale	Gray	1024x768	220.3x219.8	8	58	0	-	-	-	-	-	-
Mask	Gray	4987x2705	1200.1x1200	1	58	0	-	-	-	-	-	-
Grayscale	Gray	1308x797	252.9x252.8	8	59	0	-	-	-	-	-	-
Grayscale	Gray	965x761	390.5x390.5	8	59	0	-	-	-	-	-	-
Grayscale	Gray	965x761	390.5x390.5	8	59	0	-	-	-	-	-	-
Grayscale	Gray	965x761	390.5x390.7	8	59	0	-	-	-	-	-	-
Grayscale	Gray	965x761	390.5x390.7	8	59	0	-	-	-	-	-	-
Grayscale	Gray	965x761	481.9x481.7	8	60	0	-	-	-	-	-	-
Grayscale	Gray	965x761	481.9x481.7	8	60	0	-	-	-	-	-	-
Mask	Gray	4088x1292	1200x1200	1	60	0	-	-	-	-	-	-
Mask	Gray	4088x1292	1200x1200	1	60	0	-	-	-	-	-	-
Mask	Gray	4088x1292	1200x1200	1	60	0	-	-	-	-	-	-
Mask	Gray	4088x1292	1200x1200	1	60	0	-	-	-	-	-	-
Grayscale	Gray	1162x526	342.5x342	8	62	0	-	-	-	-	-	-
Grayscale	Gray	1162x527	342.5x342.7	8	62	0	-	-	-	-	-	-
Grayscale	Gray	1234x696	273.4x273.2	8	64	0	-	-	-	-	-	-
Mask	Gray	5309x3874	1200x1200	1	64	0	-	-	-	-	-	-
Grayscale	Separation: Black (Process color)	2220x2783	529.7x529.8	8	65	0	-	-	-	-	-	-



Image Information

Type	Color Space	Size (pixels)	Resolution (ppi)	Bits per channel	Page	Angle (degrees)	Shear	Flipped	Custom Transfer	Custom Halftone	Custom BG	Custom UCR
Grayscale	Separation: Black (Process color)	914x2269	382.5x382.8	8	66	0	-	-	-	-	-	-
Mask	Gray	3401x2557	1200.1x1200	1	67	0	-	-	-	-	-	-
Grayscale	Gray	997x700	349.7x349	8	69	0	-	-	-	-	-	-
Grayscale	Gray	997x700	349.7x350.2	8	69	0	-	-	-	-	-	-
Grayscale	Gray	997x700	349.7x350.4	8	69	0	-	-	-	-	-	-
Grayscale	Gray	1095x738	348.7x348.6	8	70	0	-	-	-	-	-	-
Grayscale	Gray	1095x738	348.7x348.9	8	70	0	-	-	-	-	-	-
Grayscale	Gray	1055x854	232x232	8	71	0	-	-	-	-	-	-
Grayscale	Gray	1024x768	477x476.9	8	73	0	-	-	-	-	-	-
Grayscale	Gray	1024x768	477x476.9	8	74	0	-	-	-	-	-	-
Grayscale	Gray	1024x768	477x476.9	8	74	0	-	-	-	-	-	-
Grayscale	Gray	1024x768	477x476.9	8	74	0	-	-	-	-	-	-
Grayscale	Gray	1024x768	477x476.9	8	74	0	-	-	-	-	-	-
Grayscale	Gray	1024x768	477x476.9	8	74	0	-	-	-	-	-	-
Grayscale	Gray	1024x768	477x476.9	8	74	0	-	-	-	-	-	-
Grayscale	Gray	1024x768	477x476.9	8	74	0	-	-	-	-	-	-
Grayscale	Gray	1024x768	477x476.9	8	74	0	-	-	-	-	-	-
Grayscale	Gray	1024x768	477x476.9	8	75	0	-	-	-	-	-	-
Grayscale	Gray	1024x768	477x476.9	8	75	0	-	-	-	-	-	-
Grayscale	Gray	1024x768	477.2x476.9	8	73	0	-	-	-	-	-	-
Grayscale	Gray	1024x768	477.2x476.9	8	75	0	-	-	-	-	-	-
Grayscale	Gray	1024x768	477.2x476.9	8	75	0	-	-	-	-	-	-
Grayscale	Gray	1024x768	477.2x476.9	8	75	0	-	-	-	-	-	-
Grayscale	Gray	1058x870	229x229	8	73	0	-	-	-	-	-	-
Grayscale	Gray	1095x771	383.6x383.6	8	76	0	-	-	-	-	-	-
Grayscale	Gray	1095x771	383.6x383.6	8	76	0	-	-	-	-	-	-
Grayscale	Gray	1095x771	383.6x383.6	8	76	0	-	-	-	-	-	-
Grayscale	Gray	1116x783	574x463.9	8	85	0	-	-	-	-	-	-
Grayscale	Gray	1116x783	574x463.9	8	85	0	-	-	-	-	-	-
Grayscale	Gray	589x488	306.8x314.7	8	85	0	-	-	-	-	-	-
Grayscale	Gray	600x450	216.4x216.4	8	86	0	-	-	-	-	-	-
Grayscale	Gray	1266x950	599x599.5	8	89	0	-	-	-	-	-	-
Grayscale	Gray	1267x950	599.5x599.5	8	89	0	-	-	-	-	-	-
Color	CMYK	1249x640	300x300	8	90	0	-	-	-	-	-	-
Color	CMYK	1217x964	300x300	8	95	0	-	-	-	-	-	-
Color	CMYK	1429x1656	300x300	8	96	0	-	-	-	-	-	-
Grayscale	Gray	444x434	209.7x209.9	8	110	0	-	-	-	-	-	-
Grayscale	Gray	444x434	209.8x209.7	8	110	0	-	-	-	-	-	-
Mask	Gray	8x8	150x150	1	131	0	-	-	-	-	-	-



Image Information

Type	Color Space	Size (pixels)	Resolution (ppi)	Bits per channel	Page	Angle (degrees)	Shear	Flipped	Custom Transfer	Custom Halftone	Custom BG	Custom UCR
Mask	Gray	8x8	150x150	1	131	0	-	-	-	-	-	-
Grayscale	Gray	859x1314	209.9x209.9	8	143	0	-	-	-	-	-	-
Grayscale	Gray	967x1029	209.9x209.8	8	144	0	-	-	-	-	-	-
Grayscale	Gray	2762x174	599.7x595.6	8	145	0	-	-	-	-	-	-
Grayscale	Gray	2762x177	599.7x599	8	145	0	-	-	-	-	-	-
Grayscale	Gray	2762x180	599.7x597.3	8	145	0	-	-	-	-	-	-
Grayscale	Gray	2762x180	599.7x597.3	8	145	0	-	-	-	-	-	-
Grayscale	Gray	2762x180	599.7x599	8	145	0	-	-	-	-	-	-
Grayscale	Gray	2762x180	599.7x599	8	145	0	-	-	-	-	-	-
Grayscale	Gray	2762x180	599.7x599	8	145	0	-	-	-	-	-	-
Grayscale	Gray	2762x180	599.7x599	8	145	0	-	-	-	-	-	-
Grayscale	Gray	1930x3305	493.7x493.9	8	149	0	-	-	-	-	-	-
Grayscale	Gray	2421x3871	599.6x599.8	8	150	0	-	-	-	-	-	-
Grayscale	Gray	768x1364	209.8x210	8	152	0	-	-	-	-	-	-
Grayscale	Gray	2311x4095	599.6x599.7	8	153	0	-	-	-	-	-	-
Grayscale	Gray	235x265	224.5x223.5	8	173	0	-	-	-	-	-	-
Grayscale	Gray	242x265	223.5x223.5	8	173	0	-	-	-	-	-	-
Grayscale	Gray	246x264	225.7x222.5	8	173	0	-	-	-	-	-	-
Grayscale	Gray	261x265	223.2x223.5	8	173	0	-	-	-	-	-	-
Grayscale	Gray	235x265	214.8x213.9	8	174	0	-	-	-	-	-	-
Grayscale	Gray	243x264	213.8x213	8	174	0	-	-	-	-	-	-
Grayscale	Gray	243x264	213.8x213	8	174	0	-	-	-	-	-	-
Grayscale	Gray	257x265	214.9x213.9	8	174	0	-	-	-	-	-	-
Grayscale	Gray	235x265	209.5x209.3	8	177	0	-	-	-	-	-	-
Grayscale	Gray	238x265	208x209.3	8	177	0	-	-	-	-	-	-
Grayscale	Gray	238x265	208.8x209.3	8	177	0	-	-	-	-	-	-
Grayscale	Gray	238x265	208.9x209.3	8	177	0	-	-	-	-	-	-
Grayscale	Gray	207x207	268.2x268.7	8	182	0	-	-	-	-	-	-
Grayscale	Gray	207x207	268.2x268.7	8	182	0	-	-	-	-	-	-
Grayscale	Gray	207x207	268.2x268.7	8	183	0	-	-	-	-	-	-
Grayscale	Gray	207x207	268.2x268.7	8	183	0	-	-	-	-	-	-
Grayscale	Gray	207x207	268.2x268.9	8	182	0	-	-	-	-	-	-
Grayscale	Gray	207x207	268.2x268.9	8	182	0	-	-	-	-	-	-
Grayscale	Gray	207x207	268.2x268.9	8	182	0	-	-	-	-	-	-
Grayscale	Gray	207x207	268.2x268.9	8	182	0	-	-	-	-	-	-
Grayscale	Gray	207x207	268.2x268.9	8	182	0	-	-	-	-	-	-
Grayscale	Gray	207x207	268.2x268.9	8	182	0	-	-	-	-	-	-
Grayscale	Gray	207x207	268.2x268.9	8	182	0	-	-	-	-	-	-
Grayscale	Gray	207x207	268.2x268.9	8	183	0	-	-	-	-	-	-
Grayscale	Gray	207x207	268.2x268.9	8	183	0	-	-	-	-	-	-
Grayscale	Gray	207x207	268.2x268.9	8	183	0	-	-	-	-	-	-



Image Information

Type	Color Space	Size (pixels)	Resolution (ppi)	Bits per channel	Page	Angle (degrees)	Shear	Flipped	Custom Transfer	Custom Halftone	Custom BG	Custom UCR
Grayscale	Gray	207x207	268.2x268.9	8	183	0	-	-	-	-	-	-
Grayscale	Gray	207x207	268.2x268.9	8	183	0	-	-	-	-	-	-
Grayscale	Gray	207x207	268.5x268.7	8	182	0	-	-	-	-	-	-
Grayscale	Gray	207x207	268.5x268.7	8	183	0	-	-	-	-	-	-
Grayscale	Gray	207x207	268.5x268.9	8	182	0	-	-	-	-	-	-
Grayscale	Gray	207x207	268.5x268.9	8	182	0	-	-	-	-	-	-
Grayscale	Gray	207x207	268.5x268.9	8	182	0	-	-	-	-	-	-
Grayscale	Gray	207x207	268.5x268.9	8	183	0	-	-	-	-	-	-
Grayscale	Gray	207x207	268.5x268.9	8	183	0	-	-	-	-	-	-
Grayscale	Gray	207x207	268.5x268.9	8	183	0	-	-	-	-	-	-
Grayscale	Gray	280x140	364x362.4	8	182	0	-	-	-	-	-	-
Grayscale	Gray	280x140	364x362.4	8	182	0	-	-	-	-	-	-
Grayscale	Gray	280x140	364x362.4	8	182	0	-	-	-	-	-	-
Grayscale	Gray	280x140	364x362.4	8	182	0	-	-	-	-	-	-
Grayscale	Gray	280x140	364x362.4	8	182	0	-	-	-	-	-	-
Grayscale	Gray	280x140	364x362.4	8	182	0	-	-	-	-	-	-
Grayscale	Gray	280x140	364x363.2	8	182	0	-	-	-	-	-	-
Grayscale	Gray	280x140	364x363.2	8	182	0	-	-	-	-	-	-
Grayscale	Gray	280x140	364x363.2	8	182	0	-	-	-	-	-	-
Grayscale	Gray	280x140	364x363.2	8	182	0	-	-	-	-	-	-
Grayscale	Gray	280x140	364x363.2	8	182	0	-	-	-	-	-	-
Grayscale	Gray	280x140	364x363.2	8	182	0	-	-	-	-	-	-
Grayscale	Gray	280x140	364x363.2	8	182	0	-	-	-	-	-	-
Grayscale	Gray	280x140	364x363.2	8	182	0	-	-	-	-	-	-
Grayscale	Gray	280x140	364x363.2	8	182	0	-	-	-	-	-	-
Grayscale	Gray	280x140	364x363.2	8	182	0	-	-	-	-	-	-
Grayscale	Gray	280x140	364x363.2	8	182	0	-	-	-	-	-	-
Grayscale	Gray	280x140	364x363.2	8	182	0	-	-	-	-	-	-
Grayscale	Gray	280x140	364x363.2	8	182	0	-	-	-	-	-	-
Grayscale	Gray	280x140	364x363.2	8	182	0	-	-	-	-	-	-
Grayscale	Gray	280x140	364x363.2	8	182	0	-	-	-	-	-	-
Grayscale	Gray	280x140	364x363.2	8	182	0	-	-	-	-	-	-
Grayscale	Gray	280x140	364x363.2	8	182	0	-	-	-	-	-	-
Grayscale	Gray	280x140	364x363.2	8	183	0	-	-	-	-	-	-
Grayscale	Gray	280x140	364x363.2	8	183	0	-	-	-	-	-	-
Grayscale	Gray	280x140	364x363.2	8	183	0	-	-	-	-	-	-
Grayscale	Gray	280x140	364x363.2	8	183	0	-	-	-	-	-	-
Grayscale	Gray	280x140	364x363.2	8	183	0	-	-	-	-	-	-
Grayscale	Gray	280x140	364x363.2	8	183	0	-	-	-	-	-	-



Image Information

Type	Color Space	Size (pixels)	Resolution (ppi)	Bits per channel	Page	Angle (degrees)	Shear	Flipped	Custom Transfer	Custom Halftone	Custom BG	Custom UCR
Grayscale	Gray	280x140	364x363.2	8	183	0	-	-	-	-	-	-
Grayscale	Gray	44x138	282.2x285.7	8	182	0	-	-	-	-	-	-
Grayscale	Gray	44x138	282.2x285.7	8	182	0	-	-	-	-	-	-
Grayscale	Gray	44x138	282.2x285.7	8	182	0	-	-	-	-	-	-
Grayscale	Gray	44x142	290x292	8	182	0	-	-	-	-	-	-
Grayscale	Gray	44x142	290x295	8	182	0	-	-	-	-	-	-
Grayscale	Gray	44x142	290x295	8	182	0	-	-	-	-	-	-
Grayscale	Gray	44x142	290x295	8	182	0	-	-	-	-	-	-
Grayscale	Gray	44x142	290x295	8	182	0	-	-	-	-	-	-
Grayscale	Gray	596x252	326.9x327.8	8	182	0	-	-	-	-	-	-
Grayscale	Gray	596x252	326.9x327.8	8	183	0	-	-	-	-	-	-
Grayscale	Gray	596x252	327.6x327.4	8	182	0	-	-	-	-	-	-
Grayscale	Gray	596x252	327.6x327.8	8	182	0	-	-	-	-	-	-
Grayscale	Gray	596x252	327.6x327.8	8	182	0	-	-	-	-	-	-
Grayscale	Gray	596x252	327.6x327.8	8	183	0	-	-	-	-	-	-
Grayscale	Gray	596x252	327.6x327.8	8	183	0	-	-	-	-	-	-
Grayscale	Gray	596x252	327.6x327.8	8	183	0	-	-	-	-	-	-
Grayscale	Gray	596x252	327.6x327.8	8	183	0	-	-	-	-	-	-
Grayscale	Gray	596x252	327.6x327.8	8	183	0	-	-	-	-	-	-
Grayscale	Gray	596x252	327.6x328.5	8	182	0	-	-	-	-	-	-
Grayscale	Gray	596x252	328.1x326.7	8	182	0	-	-	-	-	-	-
Grayscale	Gray	596x252	328.1x326.7	8	182	0	-	-	-	-	-	-
Grayscale	Gray	596x252	328.1x327.1	8	182	0	-	-	-	-	-	-
Grayscale	Gray	280x140	362.4x357	8	183	0	-	-	-	-	-	-
Grayscale	Gray	280x140	364x358.5	8	183	0	-	-	-	-	-	-
Grayscale	Gray	280x140	364x360.8	8	183	0	-	-	-	-	-	-
Grayscale	Gray	280x140	364x360.8	8	183	0	-	-	-	-	-	-
Grayscale	Gray	280x140	364x360.8	8	183	0	-	-	-	-	-	-
Grayscale	Gray	280x140	364x360.8	8	183	0	-	-	-	-	-	-
Grayscale	Gray	280x140	364x360.8	8	183	0	-	-	-	-	-	-
Grayscale	Gray	280x140	364x360.8	8	183	0	-	-	-	-	-	-
Grayscale	Gray	280x140	364x360.8	8	183	0	-	-	-	-	-	-
Grayscale	Gray	280x140	364x361.6	8	183	0	-	-	-	-	-	-
Grayscale	Gray	280x140	364x361.6	8	183	0	-	-	-	-	-	-
Grayscale	Gray	280x140	364x361.6	8	183	0	-	-	-	-	-	-
Grayscale	Gray	280x140	364x361.6	8	183	0	-	-	-	-	-	-
Grayscale	Gray	280x140	364x361.6	8	183	0	-	-	-	-	-	-
Grayscale	Gray	280x140	364x361.6	8	183	0	-	-	-	-	-	-
Grayscale	Gray	44x142	288.4x292	8	183	0	-	-	-	-	-	-



Image Information

Type	Color Space	Size (pixels)	Resolution (ppi)	Bits per channel	Page	Angle (degrees)	Shear	Flipped	Custom Transfer	Custom Halftone	Custom BG	Custom UCR
Grayscale	Gray	44x142	288.4x292	8	183	0	-	-	-	-	-	-
Grayscale	Gray	44x142	288.4x292	8	183	0	-	-	-	-	-	-
Grayscale	Gray	44x142	288.4x292	8	183	0	-	-	-	-	-	-
Grayscale	Gray	44x142	288.4x295	8	183	0	-	-	-	-	-	-
Grayscale	Gray	44x142	288.4x295	8	183	0	-	-	-	-	-	-
Grayscale	Gray	44x144	288.4x299.2	8	183	0	-	-	-	-	-	-
Grayscale	Gray	44x144	288.4x299.2	8	183	0	-	-	-	-	-	-
Grayscale	Gray	596x252	328.2x327.1	8	183	0	-	-	-	-	-	-
Grayscale	Gray	245x241	234.8x235.2	8	184	0	-	-	-	-	-	-
Grayscale	Gray	245x241	234.8x235.4	8	184	0	-	-	-	-	-	-
Grayscale	Gray	245x241	235x235.2	8	184	0	-	-	-	-	-	-
Grayscale	Gray	245x241	235x235.4	8	184	0	-	-	-	-	-	-
Grayscale	Gray	271x241	234.4x234.8	8	184	0	-	-	-	-	-	-
Grayscale	Gray	271x241	234.4x234.8	8	184	0	-	-	-	-	-	-
Grayscale	Gray	298x241	236x235.2	8	184	0	-	-	-	-	-	-
Grayscale	Gray	298x241	236x235.4	8	184	0	-	-	-	-	-	-
Grayscale	Gray	352x209	253.4x253.9	8	189	0	-	-	-	-	-	-
Grayscale	Gray	352x209	253.4x253.9	8	189	0	-	-	-	-	-	-
Grayscale	Gray	352x209	253.5x253.9	8	189	0	-	-	-	-	-	-
Grayscale	Gray	73x49	251.7x253.9	8	189	0	-	-	-	-	-	-
Grayscale	Gray	73x49	251.7x253.9	8	189	0	-	-	-	-	-	-
Grayscale	Gray	73x49	251.7x253.9	8	189	0	-	-	-	-	-	-
Grayscale	Gray	73x49	251.7x255	8	189	0	-	-	-	-	-	-
Grayscale	Gray	73x49	251.7x255	8	189	0	-	-	-	-	-	-
Grayscale	Gray	725x1400	598.3x599.2	8	212	0	-	-	-	-	-	-
Grayscale	Gray	566x647	209.7x209.9	8	226	0	-	-	-	-	-	-
Grayscale	Gray	610x582	225.2x229.2	8	227	0	-	-	-	-	-	-
Grayscale	Gray	342x782	230.3x230.3	8	230	0	-	-	-	-	-	-
Grayscale	Gray	370x782	231x231	8	230	0	-	-	-	-	-	-
Grayscale	Gray	396x999	291.2x291.6	8	230	0	-	-	-	-	-	-
Grayscale	Gray	532x782	258.1x258.3	8	230	0	-	-	-	-	-	-
Grayscale	Gray	563x801	263.6x263.8	8	230	0	-	-	-	-	-	-
Grayscale	Gray	1082x847	500.3x500.5	8	231	0	-	-	-	-	-	-
Grayscale	Gray	508x398	235x235.1	8	231	0	-	-	-	-	-	-
Grayscale	Gray	316x589	212.8x213.2	8	232	0	-	-	-	-	-	-
Grayscale	Gray	400x727	265.9x265.5	8	232	0	-	-	-	-	-	-
Grayscale	Gray	799x698	212x213.1	8	233	0	-	-	-	-	-	-
Grayscale	Gray	903x613	210x209.9	8	234	0	-	-	-	-	-	-
Grayscale	Gray	416x644	239x240	8	235	0	-	-	-	-	-	-
Grayscale	Gray	432x634	239.3x239.2	8	235	0	-	-	-	-	-	-
Grayscale	Gray	470x650	240.5x239.5	8	235	0	-	-	-	-	-	-



Image Information

Type	Color Space	Size (pixels)	Resolution (ppi)	Bits per channel	Page	Angle (degrees)	Shear	Flipped	Custom Transfer	Custom Halftone	Custom BG	Custom UCR
Grayscale	Gray	596x658	239.6x239.6	8	235	0	-	-	-	-	-	-
Grayscale	Gray	277x422	209.7x209.7	8	236	0	-	-	-	-	-	-
Grayscale	Gray	391x463	209.6x209.8	8	236	0	-	-	-	-	-	-
Grayscale	Gray	802x768	268.9x268.8	8	236	0	-	-	-	-	-	-
Grayscale	Gray	334x607	209.7x210	8	237	0	-	-	-	-	-	-
Grayscale	Gray	464x609	209.9x209.8	8	237	0	-	-	-	-	-	-
Grayscale	Gray	1600x600	346.4x394.4	8	250	0	-	-	-	-	-	-
Grayscale	Gray	1600x600	346.4x394.6	8	250	0	-	-	-	-	-	-
Grayscale	Gray	838x719	209.8x210	8	254	0	-	-	-	-	-	-
Grayscale	Gray	960x887	210x209.9	8	257	0	-	-	-	-	-	-
Grayscale	Gray	1346x95	299.8x298.7	8	264	0	-	-	-	-	-	-
Grayscale	Gray	1346x95	299.8x298.7	8	264	0	-	-	-	-	-	-
Grayscale	Gray	1346x97	299.8x300.3	8	264	0	-	-	-	-	-	-
Grayscale	Gray	1346x97	299.8x300.3	8	264	0	-	-	-	-	-	-
Grayscale	Gray	1346x97	299.8x300.3	8	264	0	-	-	-	-	-	-
Grayscale	Gray	1346x97	299.8x300.3	8	264	0	-	-	-	-	-	-
Grayscale	Gray	1346x97	299.8x300.3	8	264	0	-	-	-	-	-	-
Grayscale	Gray	1346x97	299.8x300.3	8	264	0	-	-	-	-	-	-
Grayscale	Gray	1346x97	299.8x300.3	8	264	0	-	-	-	-	-	-
Grayscale	Gray	1346x97	299.8x300.3	8	264	0	-	-	-	-	-	-
Grayscale	Gray	1346x97	299.8x300.3	8	264	0	-	-	-	-	-	-
Grayscale	Gray	1346x97	299.8x300.3	8	264	0	-	-	-	-	-	-
Grayscale	Gray	987x740	209.9x209.8	8	269	0	-	-	-	-	-	-
Grayscale	Gray	852x321	209.9x210	8	271	0	-	-	-	-	-	-
Grayscale	Gray	1024x768	219.5x219	8	274	0	-	-	-	-	-	-
Grayscale	Gray	1363x84	299.7x297.7	8	275	0	-	-	-	-	-	-
Grayscale	Gray	1363x86	299.7x301.2	8	275	0	-	-	-	-	-	-
Grayscale	Gray	1363x86	299.7x301.2	8	275	0	-	-	-	-	-	-
Grayscale	Gray	1363x86	299.7x301.2	8	275	0	-	-	-	-	-	-
Grayscale	Gray	1363x86	299.7x301.2	8	275	0	-	-	-	-	-	-
Grayscale	Gray	1363x86	299.7x301.2	8	275	0	-	-	-	-	-	-
Grayscale	Gray	1363x86	299.7x301.2	8	275	0	-	-	-	-	-	-
Grayscale	Gray	1363x86	299.7x301.2	8	275	0	-	-	-	-	-	-
Grayscale	Gray	1363x86	299.7x301.2	8	275	0	-	-	-	-	-	-
Grayscale	Gray	1363x86	299.7x301.2	8	275	0	-	-	-	-	-	-
Grayscale	Gray	1280x512	276.9x276.7	8	277	0	-	-	-	-	-	-
Grayscale	Gray	977x724	209.9x209.8	8	278	0	-	-	-	-	-	-
Grayscale	Gray	823x409	209.8x209.5	8	279	0	-	-	-	-	-	-
Grayscale	Gray	1920x540	420.8x416.6	8	280	0	-	-	-	-	-	-
Grayscale	Gray	1920x540	420.8x416.8	8	280	0	-	-	-	-	-	-
Grayscale	Gray	1920x540	411.8x453.6	8	281	0	-	-	-	-	-	-
Grayscale	Gray	1920x540	411.8x453.9	8	281	0	-	-	-	-	-	-



Image Information

Type	Color Space	Size (pixels)	Resolution (ppi)	Bits per channel	Page	Angle (degrees)	Shear	Flipped	Custom Transfer	Custom Halftone	Custom BG	Custom UCR
Grayscale	Gray	987x540	209.9x209.8	8	281	0	-	-	-	-	-	-
Grayscale	Gray	1410x185	300.1x298.9	8	285	0	-	-	-	-	-	-
Grayscale	Gray	1410x185	300.1x298.9	8	285	0	-	-	-	-	-	-
Grayscale	Gray	1410x185	300.1x299.8	8	285	0	-	-	-	-	-	-
Grayscale	Gray	979x338	209.9x209.5	8	285	0	-	-	-	-	-	-
Grayscale	Gray	2550x2579	559.3x559.4	8	302	0	-	-	-	-	-	-
Grayscale	Gray	2207x2450	494.6x494.6	8	303	0	-	-	-	-	-	-
Grayscale	Gray	1501x507	328.3x327.2	8	304	0	-	-	-	-	-	-
Grayscale	Gray	1501x508	328.3x327.5	8	304	0	-	-	-	-	-	-
Grayscale	Gray	1501x510	328.3x327.5	8	304	0	-	-	-	-	-	-
Grayscale	Gray	2266x1162	490.4x490.2	8	310	0	-	-	-	-	-	-
Grayscale	Gray	1355x548	293.5x293.4	8	311	0	-	-	-	-	-	-
Grayscale	Gray	1322x711	306.2x305.5	8	313	0	-	-	-	-	-	-
Grayscale	Gray	1322x711	306.2x305.6	8	313	0	-	-	-	-	-	-
Grayscale	Gray	1014x574	220.4x219.4	8	319	0	-	-	-	-	-	-
Grayscale	Gray	1014x575	220.4x219.8	8	319	0	-	-	-	-	-	-
Grayscale	Gray	960x741	219.9x220	8	320	0	-	-	-	-	-	-
Grayscale	Gray	960x742	219.9x220.3	8	320	0	-	-	-	-	-	-
Grayscale	Gray	948x1307	209.8x209.9	8	322	0	-	-	-	-	-	-
Grayscale	Gray	949x1345	209.9x209.9	8	323	0	-	-	-	-	-	-
Grayscale	Gray	1031x808	287.8x286	8	324	0	-	-	-	-	-	-
Grayscale	Gray	916x719	261.4x259	8	324	0	-	-	-	-	-	-
Grayscale	Gray	2182x2054	483.4x483.5	8	326	0	-	-	-	-	-	-
Grayscale	Gray	955x897	209.9x209.8	8	327	0	-	-	-	-	-	-
Grayscale	Gray	1169x619	257.2x257.2	8	329	0	-	-	-	-	-	-
Grayscale	Gray	1169x620	257.2x257.7	8	329	0	-	-	-	-	-	-



enfocus
PITSTOPSERVER



OPI Information

No OPI



Item	Value
Color Space Page	Gray 1,3-6,15-43,45-199,201-295,297-335,338-343
Color Space Page	Separation (Process color) 4,7-13,16,65-66,72,77,110,112-121,123,137,154,157,180,189,201,239,247,297, 331,337-343
Name	■ Black
Alternate Space CMYK values	CMYK [0, 0, 0, 1]
Color Space Page Pattern Type	Pattern 30 Colored Tile
Color Space Page Pattern Type	Pattern 30 Colored Tile
Color Space Page Pattern Type	Pattern 30 Colored Tile
Color Space Page	CMYK 90,95-96
Color Space Page Pattern Type	Pattern 131 Colored Tile
Color Space Page Pattern Type	Pattern 131 Colored Tile



Document

Ink	Percentage	Surface
Black	6.59%	6638720 sq pt
Cyan	0.02%	20535 sq pt
Magenta	0.02%	17854 sq pt
Yellow	0.02%	17716 sq pt
Total	6.64%	6694825 sq pt

Page 1

Ink	Percentage	Surface
Black	0.56%	1648 sq pt
Total	0.56%	1648 sq pt

Pages 2,14,44,200,296,336,344 don't use any inks

Page 3

Ink	Percentage	Surface
Black	0.79%	2313 sq pt
Total	0.79%	2313 sq pt

Page 4

Ink	Percentage	Surface
Black	2.3%	6744 sq pt
Total	2.3%	6744 sq pt

Page 5

Ink	Percentage	Surface
Black	6.4%	18764 sq pt
Total	6.4%	18764 sq pt

Page 6

Ink	Percentage	Surface
Black	3.8%	11147 sq pt
Total	3.8%	11147 sq pt

Page 7

Ink	Percentage	Surface
Black	3.71%	10863 sq pt



Ink Information

Total	3.71%	10863 sq pt
Page 8		
Ink	Percentage	Surface
Black	4.3%	12607 sq pt
Total	4.3%	12607 sq pt
Page 9		
Ink	Percentage	Surface
Black	4.04%	11845 sq pt
Total	4.04%	11845 sq pt
Page 10		
Ink	Percentage	Surface
Black	4.27%	12513 sq pt
Total	4.27%	12513 sq pt
Page 11		
Ink	Percentage	Surface
Black	4.32%	12664 sq pt
Total	4.32%	12664 sq pt
Page 12		
Ink	Percentage	Surface
Black	4.46%	13062 sq pt
Total	4.46%	13062 sq pt
Page 13		
Ink	Percentage	Surface
Black	2.57%	7544 sq pt
Total	2.57%	7544 sq pt
Page 15		
Ink	Percentage	Surface
Black	3.67%	10749 sq pt
Total	3.67%	10749 sq pt



🔍 Page 16

Ink	Percentage	Surface
Black	3.82%	11182 sq pt
Total	3.82%	11182 sq pt

🔍 Page 17

Ink	Percentage	Surface
Black	4.07%	11913 sq pt
Total	4.07%	11913 sq pt

🔍 Page 18

Ink	Percentage	Surface
Black	3.03%	8870 sq pt
Total	3.03%	8870 sq pt

🔍 Page 19

Ink	Percentage	Surface
Black	6.2%	18168 sq pt
Total	6.2%	18168 sq pt

🔍 Page 20

Ink	Percentage	Surface
Black	7.14%	20926 sq pt
Total	7.14%	20926 sq pt

🔍 Page 21

Ink	Percentage	Surface
Black	7.82%	22922 sq pt
Total	7.82%	22922 sq pt

🔍 Page 22

Ink	Percentage	Surface
Black	10.63%	31163 sq pt
Total	10.63%	31163 sq pt

🔍 Page 23

Ink	Percentage	Surface
-----	------------	---------



Ink Information

Black	7.04%	20629 sq pt
Total	7.04%	20629 sq pt

Page 24

Ink	Percentage	Surface
Black	6.65%	19476 sq pt
Total	6.65%	19476 sq pt

Page 25

Ink	Percentage	Surface
Black	10.36%	30345 sq pt
Total	10.36%	30345 sq pt

Page 26

Ink	Percentage	Surface
Black	7.47%	21892 sq pt
Total	7.47%	21892 sq pt

Page 27

Ink	Percentage	Surface
Black	8.21%	24069 sq pt
Total	8.21%	24069 sq pt

Page 28

Ink	Percentage	Surface
Black	7.46%	21857 sq pt
Total	7.46%	21857 sq pt

Page 29

Ink	Percentage	Surface
Black	2.91%	8517 sq pt
Total	2.91%	8517 sq pt

Page 30

Ink	Percentage	Surface
Black	6.14%	17979 sq pt
Total	6.14%	17979 sq pt



Page 31

Ink	Percentage	Surface
Black	8.34%	24442 sq pt
Total	8.34%	24442 sq pt

Page 32

Ink	Percentage	Surface
Black	5.18%	15177 sq pt
Total	5.18%	15177 sq pt

Page 33

Ink	Percentage	Surface
Black	7.51%	22013 sq pt
Total	7.51%	22013 sq pt

Page 34

Ink	Percentage	Surface
Black	7.43%	21776 sq pt
Total	7.43%	21776 sq pt

Page 35

Ink	Percentage	Surface
Black	7.39%	21669 sq pt
Total	7.39%	21669 sq pt

Page 36

Ink	Percentage	Surface
Black	7.46%	21853 sq pt
Total	7.46%	21853 sq pt

Page 37

Ink	Percentage	Surface
Black	7.57%	22182 sq pt
Total	7.57%	22182 sq pt

Page 38

Ink	Percentage	Surface
-----	------------	---------



Ink Information

Black	7.07%	20711 sq pt
Total	7.07%	20711 sq pt

Page 39

Ink	Percentage	Surface
Black	8.16%	23925 sq pt
Total	8.16%	23925 sq pt

Page 40

Ink	Percentage	Surface
Black	6.66%	19510 sq pt
Total	6.66%	19510 sq pt

Page 41

Ink	Percentage	Surface
Black	6.2%	18156 sq pt
Total	6.2%	18156 sq pt

Page 42

Ink	Percentage	Surface
Black	6.36%	18637 sq pt
Total	6.36%	18637 sq pt

Page 43

Ink	Percentage	Surface
Black	3.5%	10243 sq pt
Total	3.5%	10243 sq pt

Page 45

Ink	Percentage	Surface
Black	4.47%	13105 sq pt
Total	4.47%	13105 sq pt

Page 46

Ink	Percentage	Surface
Black	7.94%	23265 sq pt
Total	7.94%	23265 sq pt



🔍 Page 47

Ink	Percentage	Surface
Black	6.16%	18046 sq pt
Total	6.16%	18046 sq pt

🔍 Page 48

Ink	Percentage	Surface
Black	5.6%	16413 sq pt
Total	5.6%	16413 sq pt

🔍 Page 49

Ink	Percentage	Surface
Black	8.08%	23677 sq pt
Total	8.08%	23677 sq pt

🔍 Page 50

Ink	Percentage	Surface
Black	7.65%	22428 sq pt
Total	7.65%	22428 sq pt

🔍 Page 51

Ink	Percentage	Surface
Black	7.41%	21705 sq pt
Total	7.41%	21705 sq pt

🔍 Page 52

Ink	Percentage	Surface
Black	8.01%	23462 sq pt
Total	8.01%	23462 sq pt

🔍 Page 53

Ink	Percentage	Surface
Black	7.26%	21270 sq pt
Total	7.26%	21270 sq pt

🔍 Page 54

Ink	Percentage	Surface
-----	------------	---------



Black	2%	5851 sq pt
Total	2%	5851 sq pt

Page 55

Ink	Percentage	Surface
Black	3.3%	9674 sq pt
Total	3.3%	9674 sq pt

Page 56

Ink	Percentage	Surface
Black	5.31%	15564 sq pt
Total	5.31%	15564 sq pt

Page 57

Ink	Percentage	Surface
Black	6.47%	18955 sq pt
Total	6.47%	18955 sq pt

Page 58

Ink	Percentage	Surface
Black	18.57%	54403 sq pt
Total	18.57%	54403 sq pt

Page 59

Ink	Percentage	Surface
Black	3.99%	11704 sq pt
Total	3.99%	11704 sq pt

Page 60

Ink	Percentage	Surface
Black	6.07%	17785 sq pt
Total	6.07%	17785 sq pt

Page 61

Ink	Percentage	Surface
Black	7.52%	22029 sq pt
Total	7.52%	22029 sq pt



Page 62

Ink	Percentage	Surface
Black	3.12%	9139 sq pt
Total	3.12%	9139 sq pt

Page 63

Ink	Percentage	Surface
Black	6.7%	19637 sq pt
Total	6.7%	19637 sq pt

Page 64

Ink	Percentage	Surface
Black	7.63%	22347 sq pt
Total	7.63%	22347 sq pt

Page 65

Ink	Percentage	Surface
Black	2.53%	7422 sq pt
Total	2.53%	7422 sq pt

Page 66

Ink	Percentage	Surface
Black	4.79%	14037 sq pt
Total	4.79%	14037 sq pt

Page 67

Ink	Percentage	Surface
Black	4.22%	12371 sq pt
Total	4.22%	12371 sq pt

Page 68

Ink	Percentage	Surface
Black	6.48%	19001 sq pt
Total	6.48%	19001 sq pt

Page 69

Ink	Percentage	Surface
-----	------------	---------



Ink Information

Black	7.78%	22785 sq pt
Total	7.78%	22785 sq pt

Page 70

Ink	Percentage	Surface
Black	5.23%	15335 sq pt
Total	5.23%	15335 sq pt

Page 71

Ink	Percentage	Surface
Black	3.81%	11160 sq pt
Total	3.81%	11160 sq pt

Page 72

Ink	Percentage	Surface
Black	4.27%	12501 sq pt
Total	4.27%	12501 sq pt

Page 73

Ink	Percentage	Surface
Black	1.56%	4574 sq pt
Total	1.56%	4574 sq pt

Page 74

Ink	Percentage	Surface
Black	2.11%	6176 sq pt
Total	2.11%	6176 sq pt

Page 75

Ink	Percentage	Surface
Black	3.29%	9635 sq pt
Total	3.29%	9635 sq pt

Page 76

Ink	Percentage	Surface
Black	2.82%	8250 sq pt
Total	2.82%	8250 sq pt



🔍 Page 77

Ink	Percentage	Surface
Black	5.94%	17413 sq pt
Total	5.94%	17413 sq pt

🔍 Page 78

Ink	Percentage	Surface
Black	6.84%	20033 sq pt
Total	6.84%	20033 sq pt

🔍 Page 79

Ink	Percentage	Surface
Black	7.15%	20947 sq pt
Total	7.15%	20947 sq pt

🔍 Page 80

Ink	Percentage	Surface
Black	6.75%	19771 sq pt
Total	6.75%	19771 sq pt

🔍 Page 81

Ink	Percentage	Surface
Black	6.83%	20008 sq pt
Total	6.83%	20008 sq pt

🔍 Page 82

Ink	Percentage	Surface
Black	6.18%	18099 sq pt
Total	6.18%	18099 sq pt

🔍 Page 83

Ink	Percentage	Surface
Black	5.72%	16766 sq pt
Total	5.72%	16766 sq pt

🔍 Page 84

Ink	Percentage	Surface
-----	------------	---------



Ink Information

Black	6.16%	18038 sq pt
Total	6.16%	18038 sq pt

Page 85

Ink	Percentage	Surface
Black	6.37%	18678 sq pt
Total	6.37%	18678 sq pt

Page 86

Ink	Percentage	Surface
Black	8.25%	24173 sq pt
Total	8.25%	24173 sq pt

Page 87

Ink	Percentage	Surface
Black	4.76%	13938 sq pt
Total	4.76%	13938 sq pt

Page 88

Ink	Percentage	Surface
Black	6.75%	19789 sq pt
Total	6.75%	19789 sq pt

Page 89

Ink	Percentage	Surface
Black	11.75%	34443 sq pt
Total	11.75%	34443 sq pt

Page 90

Ink	Percentage	Surface
Cyan	1.01%	2946 sq pt
Magenta	0.9%	2648 sq pt
Yellow	0.9%	2629 sq pt
Black	5.32%	15591 sq pt
Total	8.13%	23814 sq pt

Page 91



Ink	Percentage	Surface
Black	6.08%	17819 sq pt
Total	6.08%	17819 sq pt

Page 92

Ink	Percentage	Surface
Black	5.66%	16574 sq pt
Total	5.66%	16574 sq pt

Page 93

Ink	Percentage	Surface
Black	6.33%	18548 sq pt
Total	6.33%	18548 sq pt

Page 94

Ink	Percentage	Surface
Black	6.87%	20124 sq pt
Total	6.87%	20124 sq pt

Page 95

Ink	Percentage	Surface
Cyan	1.35%	3951 sq pt
Magenta	1.19%	3491 sq pt
Yellow	1.17%	3435 sq pt
Black	1.58%	4625 sq pt
Total	5.29%	15502 sq pt

Page 96

Ink	Percentage	Surface
Cyan	4.65%	13638 sq pt
Magenta	4%	11715 sq pt
Yellow	3.98%	11653 sq pt
Black	3.73%	10937 sq pt
Total	16.36%	47942 sq pt

Page 97

Ink	Percentage	Surface
Black	6.54%	19176 sq pt



Ink Information

Total	6.54%	19176 sq pt
Page 98		
Ink	Percentage	Surface
Black	6.83%	20022 sq pt
Total	6.83%	20022 sq pt
Page 99		
Ink	Percentage	Surface
Black	6.8%	19921 sq pt
Total	6.8%	19921 sq pt
Page 100		
Ink	Percentage	Surface
Black	7.01%	20539 sq pt
Total	7.01%	20539 sq pt
Page 101		
Ink	Percentage	Surface
Black	8.66%	25370 sq pt
Total	8.66%	25370 sq pt
Page 102		
Ink	Percentage	Surface
Black	2.81%	8230 sq pt
Total	2.81%	8230 sq pt
Page 103		
Ink	Percentage	Surface
Black	8.77%	25712 sq pt
Total	8.77%	25712 sq pt
Page 104		
Ink	Percentage	Surface
Black	7.23%	21178 sq pt
Total	7.23%	21178 sq pt



🔍 Page 105

Ink	Percentage	Surface
Black	2.94%	8626 sq pt
Total	2.94%	8626 sq pt

🔍 Page 106

Ink	Percentage	Surface
Black	2.9%	8499 sq pt
Total	2.9%	8499 sq pt

🔍 Page 107

Ink	Percentage	Surface
Black	5.34%	15658 sq pt
Total	5.34%	15658 sq pt

🔍 Page 108

Ink	Percentage	Surface
Black	3.68%	10789 sq pt
Total	3.68%	10789 sq pt

🔍 Page 109

Ink	Percentage	Surface
Black	5.08%	14894 sq pt
Total	5.08%	14894 sq pt

🔍 Page 110

Ink	Percentage	Surface
Black	15.6%	45713 sq pt
Total	15.6%	45713 sq pt

🔍 Page 111

Ink	Percentage	Surface
Black	6.33%	18559 sq pt
Total	6.33%	18559 sq pt

🔍 Page 112

Ink	Percentage	Surface
-----	------------	---------



Black	3.29%	9634 sq pt
Total	3.29%	9634 sq pt

Page 113

Ink	Percentage	Surface
Black	6.91%	20251 sq pt
Total	6.91%	20251 sq pt

Page 114

Ink	Percentage	Surface
Black	3.62%	10608 sq pt
Total	3.62%	10608 sq pt

Page 115

Ink	Percentage	Surface
Black	3.18%	9314 sq pt
Total	3.18%	9314 sq pt

Page 116

Ink	Percentage	Surface
Black	3.8%	11140 sq pt
Total	3.8%	11140 sq pt

Page 117

Ink	Percentage	Surface
Black	8.05%	23600 sq pt
Total	8.05%	23600 sq pt

Page 118

Ink	Percentage	Surface
Black	3.12%	9156 sq pt
Total	3.12%	9156 sq pt

Page 119

Ink	Percentage	Surface
Black	2.49%	7288 sq pt
Total	2.49%	7288 sq pt



🔍 Page 120

Ink	Percentage	Surface
Black	5.65%	16562 sq pt
Total	5.65%	16562 sq pt

🔍 Page 121

Ink	Percentage	Surface
Black	6.84%	20031 sq pt
Total	6.84%	20031 sq pt

🔍 Page 122

Ink	Percentage	Surface
Black	7.06%	20688 sq pt
Total	7.06%	20688 sq pt

🔍 Page 123

Ink	Percentage	Surface
Black	5.45%	15985 sq pt
Total	5.45%	15985 sq pt

🔍 Page 124

Ink	Percentage	Surface
Black	1.06%	3107 sq pt
Total	1.06%	3107 sq pt

🔍 Page 125

Ink	Percentage	Surface
Black	6.63%	19432 sq pt
Total	6.63%	19432 sq pt

🔍 Page 126

Ink	Percentage	Surface
Black	5.95%	17441 sq pt
Total	5.95%	17441 sq pt

🔍 Page 127

Ink	Percentage	Surface
-----	------------	---------



Ink Information

Black	6.66%	19522 sq pt
Total	6.66%	19522 sq pt

Page 128

Ink	Percentage	Surface
Black	3.89%	11385 sq pt
Total	3.89%	11385 sq pt

Page 129

Ink	Percentage	Surface
Black	4.65%	13635 sq pt
Total	4.65%	13635 sq pt

Page 130

Ink	Percentage	Surface
Black	7.6%	22274 sq pt
Total	7.6%	22274 sq pt

Page 131

Ink	Percentage	Surface
Black	4.89%	14340 sq pt
Total	4.89%	14340 sq pt

Page 132

Ink	Percentage	Surface
Black	5.08%	14894 sq pt
Total	5.08%	14894 sq pt

Page 133

Ink	Percentage	Surface
Black	5.26%	15427 sq pt
Total	5.26%	15427 sq pt

Page 134

Ink	Percentage	Surface
Black	5.81%	17029 sq pt
Total	5.81%	17029 sq pt



Page 135

Ink	Percentage	Surface
Black	6.64%	19462 sq pt
Total	6.64%	19462 sq pt

Page 136

Ink	Percentage	Surface
Black	2.21%	6482 sq pt
Total	2.21%	6482 sq pt

Page 137

Ink	Percentage	Surface
Black	5.82%	17064 sq pt
Total	5.82%	17064 sq pt

Page 138

Ink	Percentage	Surface
Black	7.19%	21078 sq pt
Total	7.19%	21078 sq pt

Page 139

Ink	Percentage	Surface
Black	5.95%	17422 sq pt
Total	5.95%	17422 sq pt

Page 140

Ink	Percentage	Surface
Black	4.9%	14354 sq pt
Total	4.9%	14354 sq pt

Page 141

Ink	Percentage	Surface
Black	4.78%	13998 sq pt
Total	4.78%	13998 sq pt

Page 142

Ink	Percentage	Surface
-----	------------	---------



Ink Information

Black	5.83%	17089 sq pt
Total	5.83%	17089 sq pt

Page 143

Ink	Percentage	Surface
Black	5.96%	17460 sq pt
Total	5.96%	17460 sq pt

Page 144

Ink	Percentage	Surface
Black	7.62%	22340 sq pt
Total	7.62%	22340 sq pt

Page 145

Ink	Percentage	Surface
Black	4.9%	14349 sq pt
Total	4.9%	14349 sq pt

Page 146

Ink	Percentage	Surface
Black	7.65%	22413 sq pt
Total	7.65%	22413 sq pt

Page 147

Ink	Percentage	Surface
Black	6.63%	19436 sq pt
Total	6.63%	19436 sq pt

Page 148

Ink	Percentage	Surface
Black	5.9%	17277 sq pt
Total	5.9%	17277 sq pt

Page 149

Ink	Percentage	Surface
Black	15.19%	44505 sq pt
Total	15.19%	44505 sq pt



🔍 Page 150

Ink	Percentage	Surface
Black	11.11%	32542 sq pt
Total	11.11%	32542 sq pt

🔍 Page 151

Ink	Percentage	Surface
Black	6.64%	19454 sq pt
Total	6.64%	19454 sq pt

🔍 Page 152

Ink	Percentage	Surface
Black	11.73%	34385 sq pt
Total	11.73%	34385 sq pt

🔍 Page 153

Ink	Percentage	Surface
Black	9.43%	27646 sq pt
Total	9.43%	27646 sq pt

🔍 Page 154

Ink	Percentage	Surface
Black	7.03%	20607 sq pt
Total	7.03%	20607 sq pt

🔍 Page 155

Ink	Percentage	Surface
Black	6.3%	18474 sq pt
Total	6.3%	18474 sq pt

🔍 Page 156

Ink	Percentage	Surface
Black	4.08%	11956 sq pt
Total	4.08%	11956 sq pt

🔍 Page 157

Ink	Percentage	Surface
-----	------------	---------



Ink Information

Black	5.22%	15290 sq pt
Total	5.22%	15290 sq pt

Page 158

Ink	Percentage	Surface
Black	5.71%	16725 sq pt
Total	5.71%	16725 sq pt

Page 159

Ink	Percentage	Surface
Black	6.54%	19151 sq pt
Total	6.54%	19151 sq pt

Page 160

Ink	Percentage	Surface
Black	5.28%	15478 sq pt
Total	5.28%	15478 sq pt

Page 161

Ink	Percentage	Surface
Black	3.56%	10421 sq pt
Total	3.56%	10421 sq pt

Page 162

Ink	Percentage	Surface
Black	3.53%	10351 sq pt
Total	3.53%	10351 sq pt

Page 163

Ink	Percentage	Surface
Black	4.97%	14578 sq pt
Total	4.97%	14578 sq pt

Page 164

Ink	Percentage	Surface
Black	6.9%	20211 sq pt
Total	6.9%	20211 sq pt



Page 165

Ink	Percentage	Surface
Black	5.93%	17367 sq pt
Total	5.93%	17367 sq pt

Page 166

Ink	Percentage	Surface
Black	5.11%	14960 sq pt
Total	5.11%	14960 sq pt

Page 167

Ink	Percentage	Surface
Black	7.4%	21688 sq pt
Total	7.4%	21688 sq pt

Page 168

Ink	Percentage	Surface
Black	7.24%	21205 sq pt
Total	7.24%	21205 sq pt

Page 169

Ink	Percentage	Surface
Black	5.83%	17084 sq pt
Total	5.83%	17084 sq pt

Page 170

Ink	Percentage	Surface
Black	7.48%	21914 sq pt
Total	7.48%	21914 sq pt

Page 171

Ink	Percentage	Surface
Black	7.6%	22276 sq pt
Total	7.6%	22276 sq pt

Page 172

Ink	Percentage	Surface
-----	------------	---------



Ink Information

Black	6.84%	20035 sq pt
Total	6.84%	20035 sq pt

Page 173

Ink	Percentage	Surface
Black	5.79%	16978 sq pt
Total	5.79%	16978 sq pt

Page 174

Ink	Percentage	Surface
Black	4.86%	14243 sq pt
Total	4.86%	14243 sq pt

Page 175

Ink	Percentage	Surface
Black	7.44%	21793 sq pt
Total	7.44%	21793 sq pt

Page 176

Ink	Percentage	Surface
Black	5.66%	16583 sq pt
Total	5.66%	16583 sq pt

Page 177

Ink	Percentage	Surface
Black	5.41%	15854 sq pt
Total	5.41%	15854 sq pt

Page 178

Ink	Percentage	Surface
Black	7.08%	20735 sq pt
Total	7.08%	20735 sq pt

Page 179

Ink	Percentage	Surface
Black	6.08%	17812 sq pt
Total	6.08%	17812 sq pt



🔍 Page 180

Ink	Percentage	Surface
Black	3.03%	8867 sq pt
Total	3.03%	8867 sq pt

🔍 Page 181

Ink	Percentage	Surface
Black	4.12%	12071 sq pt
Total	4.12%	12071 sq pt

🔍 Page 182

Ink	Percentage	Surface
Black	16.09%	47163 sq pt
Total	16.09%	47163 sq pt

🔍 Page 183

Ink	Percentage	Surface
Black	15.76%	46192 sq pt
Total	15.76%	46192 sq pt

🔍 Page 184

Ink	Percentage	Surface
Black	8.78%	25725 sq pt
Total	8.78%	25725 sq pt

🔍 Page 185

Ink	Percentage	Surface
Black	7.22%	21152 sq pt
Total	7.22%	21152 sq pt

🔍 Page 186

Ink	Percentage	Surface
Black	8.02%	23506 sq pt
Total	8.02%	23506 sq pt

🔍 Page 187

Ink	Percentage	Surface
-----	------------	---------



Black	7.54%	22091 sq pt
Total	7.54%	22091 sq pt

Page 188

Ink	Percentage	Surface
Black	5.87%	17189 sq pt
Total	5.87%	17189 sq pt

Page 189

Ink	Percentage	Surface
Black	8.82%	25844 sq pt
Total	8.82%	25844 sq pt

Page 190

Ink	Percentage	Surface
Black	7.93%	23244 sq pt
Total	7.93%	23244 sq pt

Page 191

Ink	Percentage	Surface
Black	7.83%	22951 sq pt
Total	7.83%	22951 sq pt

Page 192

Ink	Percentage	Surface
Black	6.98%	20463 sq pt
Total	6.98%	20463 sq pt

Page 193

Ink	Percentage	Surface
Black	5.84%	17104 sq pt
Total	5.84%	17104 sq pt

Page 194

Ink	Percentage	Surface
Black	6.33%	18563 sq pt
Total	6.33%	18563 sq pt



Page 195

Ink	Percentage	Surface
Black	6.28%	18399 sq pt
Total	6.28%	18399 sq pt

Page 196

Ink	Percentage	Surface
Black	6.74%	19737 sq pt
Total	6.74%	19737 sq pt

Page 197

Ink	Percentage	Surface
Black	6.46%	18927 sq pt
Total	6.46%	18927 sq pt

Page 198

Ink	Percentage	Surface
Black	6.71%	19657 sq pt
Total	6.71%	19657 sq pt

Page 199

Ink	Percentage	Surface
Black	1.47%	4318 sq pt
Total	1.47%	4318 sq pt

Page 201

Ink	Percentage	Surface
Black	5.56%	16291 sq pt
Total	5.56%	16291 sq pt

Page 202

Ink	Percentage	Surface
Black	7.34%	21511 sq pt
Total	7.34%	21511 sq pt

Page 203

Ink	Percentage	Surface
-----	------------	---------



Ink Information

Black	6.52%	19106 sq pt
Total	6.52%	19106 sq pt

Page 204

Ink	Percentage	Surface
Black	6.86%	20106 sq pt
Total	6.86%	20106 sq pt

Page 205

Ink	Percentage	Surface
Black	6.59%	19319 sq pt
Total	6.59%	19319 sq pt

Page 206

Ink	Percentage	Surface
Black	7.12%	20860 sq pt
Total	7.12%	20860 sq pt

Page 207

Ink	Percentage	Surface
Black	7.28%	21325 sq pt
Total	7.28%	21325 sq pt

Page 208

Ink	Percentage	Surface
Black	4.72%	13827 sq pt
Total	4.72%	13827 sq pt

Page 209

Ink	Percentage	Surface
Black	3.91%	11455 sq pt
Total	3.91%	11455 sq pt

Page 210

Ink	Percentage	Surface
Black	3.62%	10620 sq pt
Total	3.62%	10620 sq pt



🔍 Page 211

Ink	Percentage	Surface
Black	4.99%	14618 sq pt
Total	4.99%	14618 sq pt

🔍 Page 212

Ink	Percentage	Surface
Black	4.99%	14613 sq pt
Total	4.99%	14613 sq pt

🔍 Page 213

Ink	Percentage	Surface
Black	2.95%	8636 sq pt
Total	2.95%	8636 sq pt

🔍 Page 214

Ink	Percentage	Surface
Black	3.45%	10123 sq pt
Total	3.45%	10123 sq pt

🔍 Page 215

Ink	Percentage	Surface
Black	2.95%	8646 sq pt
Total	2.95%	8646 sq pt

🔍 Page 216

Ink	Percentage	Surface
Black	2.74%	8034 sq pt
Total	2.74%	8034 sq pt

🔍 Page 217

Ink	Percentage	Surface
Black	4.54%	13304 sq pt
Total	4.54%	13304 sq pt

🔍 Page 218

Ink	Percentage	Surface
-----	------------	---------



Ink Information

Black	2.6%	7626 sq pt
Total	2.6%	7626 sq pt

Page 219

Ink	Percentage	Surface
Black	5.01%	14677 sq pt
Total	5.01%	14677 sq pt

Page 220

Ink	Percentage	Surface
Black	3.4%	9960 sq pt
Total	3.4%	9960 sq pt

Page 221

Ink	Percentage	Surface
Black	2.36%	6912 sq pt
Total	2.36%	6912 sq pt

Page 222

Ink	Percentage	Surface
Black	5.37%	15729 sq pt
Total	5.37%	15729 sq pt

Page 223

Ink	Percentage	Surface
Black	2.81%	8242 sq pt
Total	2.81%	8242 sq pt

Page 224

Ink	Percentage	Surface
Black	2.15%	6308 sq pt
Total	2.15%	6308 sq pt

Page 225

Ink	Percentage	Surface
Black	1.9%	5570 sq pt
Total	1.9%	5570 sq pt



Page 226

Ink	Percentage	Surface
Black	2.87%	8408 sq pt
Total	2.87%	8408 sq pt

Page 227

Ink	Percentage	Surface
Black	4.74%	13889 sq pt
Total	4.74%	13889 sq pt

Page 228

Ink	Percentage	Surface
Black	4.52%	13232 sq pt
Total	4.52%	13232 sq pt

Page 229

Ink	Percentage	Surface
Black	3.51%	10286 sq pt
Total	3.51%	10286 sq pt

Page 230

Ink	Percentage	Surface
Black	27.7%	81171 sq pt
Total	27.7%	81171 sq pt

Page 231

Ink	Percentage	Surface
Black	9.81%	28759 sq pt
Total	9.81%	28759 sq pt

Page 232

Ink	Percentage	Surface
Black	10.39%	30457 sq pt
Total	10.39%	30457 sq pt

Page 233

Ink	Percentage	Surface
-----	------------	---------



Black	12.26%	35916 sq pt
Total	12.26%	35916 sq pt

Page 234

Ink	Percentage	Surface
Black	12.73%	37308 sq pt
Total	12.73%	37308 sq pt

Page 235

Ink	Percentage	Surface
Black	20.71%	60675 sq pt
Total	20.71%	60675 sq pt

Page 236

Ink	Percentage	Surface
Black	5.1%	14951 sq pt
Total	5.1%	14951 sq pt

Page 237

Ink	Percentage	Surface
Black	11.67%	34206 sq pt
Total	11.67%	34206 sq pt

Page 238

Ink	Percentage	Surface
Black	6.89%	20176 sq pt
Total	6.89%	20176 sq pt

Page 239

Ink	Percentage	Surface
Black	6.87%	20125 sq pt
Total	6.87%	20125 sq pt

Page 240

Ink	Percentage	Surface
Black	6.09%	17839 sq pt
Total	6.09%	17839 sq pt



Page 241

Ink	Percentage	Surface
Black	6.46%	18937 sq pt
Total	6.46%	18937 sq pt

Page 242

Ink	Percentage	Surface
Black	6.67%	19554 sq pt
Total	6.67%	19554 sq pt

Page 243

Ink	Percentage	Surface
Black	6.16%	18047 sq pt
Total	6.16%	18047 sq pt

Page 244

Ink	Percentage	Surface
Black	6.51%	19078 sq pt
Total	6.51%	19078 sq pt

Page 245

Ink	Percentage	Surface
Black	6.54%	19174 sq pt
Total	6.54%	19174 sq pt

Page 246

Ink	Percentage	Surface
Black	4.73%	13855 sq pt
Total	4.73%	13855 sq pt

Page 247

Ink	Percentage	Surface
Black	5.89%	17269 sq pt
Total	5.89%	17269 sq pt

Page 248

Ink	Percentage	Surface
-----	------------	---------



Black	6.67%	19538 sq pt
Total	6.67%	19538 sq pt

Page 249

Ink	Percentage	Surface
Black	7.9%	23147 sq pt
Total	7.9%	23147 sq pt

Page 250

Ink	Percentage	Surface
Black	12.34%	36148 sq pt
Total	12.34%	36148 sq pt

Page 251

Ink	Percentage	Surface
Black	8.08%	23692 sq pt
Total	8.08%	23692 sq pt

Page 252

Ink	Percentage	Surface
Black	7.22%	21147 sq pt
Total	7.22%	21147 sq pt

Page 253

Ink	Percentage	Surface
Black	3.65%	10694 sq pt
Total	3.65%	10694 sq pt

Page 254

Ink	Percentage	Surface
Black	8.87%	25991 sq pt
Total	8.87%	25991 sq pt

Page 255

Ink	Percentage	Surface
Black	7.29%	21376 sq pt
Total	7.29%	21376 sq pt



🔍 Page 256

Ink	Percentage	Surface
Black	7.79%	22816 sq pt
Total	7.79%	22816 sq pt

🔍 Page 257

Ink	Percentage	Surface
Black	4.58%	13407 sq pt
Total	4.58%	13407 sq pt

🔍 Page 258

Ink	Percentage	Surface
Black	7.32%	21452 sq pt
Total	7.32%	21452 sq pt

🔍 Page 259

Ink	Percentage	Surface
Black	5.19%	15212 sq pt
Total	5.19%	15212 sq pt

🔍 Page 260

Ink	Percentage	Surface
Black	7.73%	22655 sq pt
Total	7.73%	22655 sq pt

🔍 Page 261

Ink	Percentage	Surface
Black	4.31%	12639 sq pt
Total	4.31%	12639 sq pt

🔍 Page 262

Ink	Percentage	Surface
Black	4.11%	12045 sq pt
Total	4.11%	12045 sq pt

🔍 Page 263

Ink	Percentage	Surface
-----	------------	---------



Black	7.52%	22044 sq pt
Total	7.52%	22044 sq pt

Page 264

Ink	Percentage	Surface
Black	5.45%	15970 sq pt
Total	5.45%	15970 sq pt

Page 265

Ink	Percentage	Surface
Black	7.53%	22060 sq pt
Total	7.53%	22060 sq pt

Page 266

Ink	Percentage	Surface
Black	7.18%	21038 sq pt
Total	7.18%	21038 sq pt

Page 267

Ink	Percentage	Surface
Black	7.44%	21788 sq pt
Total	7.44%	21788 sq pt

Page 268

Ink	Percentage	Surface
Black	8.07%	23634 sq pt
Total	8.07%	23634 sq pt

Page 269

Ink	Percentage	Surface
Black	6.72%	19705 sq pt
Total	6.72%	19705 sq pt

Page 270

Ink	Percentage	Surface
Black	7.56%	22143 sq pt
Total	7.56%	22143 sq pt



🔍 Page 271

Ink	Percentage	Surface
Black	5.14%	15053 sq pt
Total	5.14%	15053 sq pt

🔍 Page 272

Ink	Percentage	Surface
Black	7.47%	21904 sq pt
Total	7.47%	21904 sq pt

🔍 Page 273

Ink	Percentage	Surface
Black	7.07%	20704 sq pt
Total	7.07%	20704 sq pt

🔍 Page 274

Ink	Percentage	Surface
Black	10.56%	30941 sq pt
Total	10.56%	30941 sq pt

🔍 Page 275

Ink	Percentage	Surface
Black	17.83%	52247 sq pt
Total	17.83%	52247 sq pt

🔍 Page 276

Ink	Percentage	Surface
Black	6.91%	20245 sq pt
Total	6.91%	20245 sq pt

🔍 Page 277

Ink	Percentage	Surface
Black	12.93%	37879 sq pt
Total	12.93%	37879 sq pt

🔍 Page 278

Ink	Percentage	Surface
-----	------------	---------



Black	24.3%	71216 sq pt
Total	24.3%	71216 sq pt

Page 279

Ink	Percentage	Surface
Black	11.61%	34013 sq pt
Total	11.61%	34013 sq pt

Page 280

Ink	Percentage	Surface
Black	14.93%	43755 sq pt
Total	14.93%	43755 sq pt

Page 281

Ink	Percentage	Surface
Black	20.65%	60527 sq pt
Total	20.65%	60527 sq pt

Page 282

Ink	Percentage	Surface
Black	6.78%	19865 sq pt
Total	6.78%	19865 sq pt

Page 283

Ink	Percentage	Surface
Black	7.37%	21596 sq pt
Total	7.37%	21596 sq pt

Page 284

Ink	Percentage	Surface
Black	7.21%	21116 sq pt
Total	7.21%	21116 sq pt

Page 285

Ink	Percentage	Surface
Black	17.9%	52452 sq pt
Total	17.9%	52452 sq pt



🔍 Page 286

Ink	Percentage	Surface
Black	7.09%	20763 sq pt
Total	7.09%	20763 sq pt

🔍 Page 287

Ink	Percentage	Surface
Black	7.22%	21169 sq pt
Total	7.22%	21169 sq pt

🔍 Page 288

Ink	Percentage	Surface
Black	7.42%	21745 sq pt
Total	7.42%	21745 sq pt

🔍 Page 289

Ink	Percentage	Surface
Black	8%	23432 sq pt
Total	8%	23432 sq pt

🔍 Page 290

Ink	Percentage	Surface
Black	7.21%	21134 sq pt
Total	7.21%	21134 sq pt

🔍 Page 291

Ink	Percentage	Surface
Black	7.24%	21222 sq pt
Total	7.24%	21222 sq pt

🔍 Page 292

Ink	Percentage	Surface
Black	8.1%	23725 sq pt
Total	8.1%	23725 sq pt

🔍 Page 293

Ink	Percentage	Surface
-----	------------	---------



Ink Information

Black	6.38%	18710 sq pt
Total	6.38%	18710 sq pt

Page 294

Ink	Percentage	Surface
Black	6.36%	18636 sq pt
Total	6.36%	18636 sq pt

Page 295

Ink	Percentage	Surface
Black	0.7%	2040 sq pt
Total	0.7%	2040 sq pt

Page 297

Ink	Percentage	Surface
Black	6.11%	17898 sq pt
Total	6.11%	17898 sq pt

Page 298

Ink	Percentage	Surface
Black	6.47%	18956 sq pt
Total	6.47%	18956 sq pt

Page 299

Ink	Percentage	Surface
Black	7.73%	22649 sq pt
Total	7.73%	22649 sq pt

Page 300

Ink	Percentage	Surface
Black	4.09%	11997 sq pt
Total	4.09%	11997 sq pt

Page 301

Ink	Percentage	Surface
Black	7.13%	20890 sq pt
Total	7.13%	20890 sq pt



🔍 Page 302

Ink	Percentage	Surface
Black	14.71%	43112 sq pt
Total	14.71%	43112 sq pt

🔍 Page 303

Ink	Percentage	Surface
Black	7.16%	20972 sq pt
Total	7.16%	20972 sq pt

🔍 Page 304

Ink	Percentage	Surface
Black	6.93%	20316 sq pt
Total	6.93%	20316 sq pt

🔍 Page 305

Ink	Percentage	Surface
Black	7.89%	23108 sq pt
Total	7.89%	23108 sq pt

🔍 Page 306

Ink	Percentage	Surface
Black	6.22%	18219 sq pt
Total	6.22%	18219 sq pt

🔍 Page 307

Ink	Percentage	Surface
Black	7.34%	21501 sq pt
Total	7.34%	21501 sq pt

🔍 Page 308

Ink	Percentage	Surface
Black	6.94%	20339 sq pt
Total	6.94%	20339 sq pt

🔍 Page 309

Ink	Percentage	Surface
-----	------------	---------



Ink Information

Black	6.27%	18363 sq pt
Total	6.27%	18363 sq pt

Page 310

Ink	Percentage	Surface
Black	6.73%	19713 sq pt
Total	6.73%	19713 sq pt

Page 311

Ink	Percentage	Surface
Black	3.98%	11658 sq pt
Total	3.98%	11658 sq pt

Page 312

Ink	Percentage	Surface
Black	3.67%	10751 sq pt
Total	3.67%	10751 sq pt

Page 313

Ink	Percentage	Surface
Black	6.37%	18673 sq pt
Total	6.37%	18673 sq pt

Page 314

Ink	Percentage	Surface
Black	6.72%	19688 sq pt
Total	6.72%	19688 sq pt

Page 315

Ink	Percentage	Surface
Black	6.77%	19835 sq pt
Total	6.77%	19835 sq pt

Page 316

Ink	Percentage	Surface
Black	7.63%	22362 sq pt
Total	7.63%	22362 sq pt



Page 317

Ink	Percentage	Surface
Black	8.05%	23596 sq pt
Total	8.05%	23596 sq pt

Page 318

Ink	Percentage	Surface
Black	7.07%	20731 sq pt
Total	7.07%	20731 sq pt

Page 319

Ink	Percentage	Surface
Black	31.69%	92869 sq pt
Total	31.69%	92869 sq pt

Page 320

Ink	Percentage	Surface
Black	28.95%	84827 sq pt
Total	28.95%	84827 sq pt

Page 321

Ink	Percentage	Surface
Black	7.01%	20556 sq pt
Total	7.01%	20556 sq pt

Page 322

Ink	Percentage	Surface
Black	2.54%	7448 sq pt
Total	2.54%	7448 sq pt

Page 323

Ink	Percentage	Surface
Black	2.86%	8394 sq pt
Total	2.86%	8394 sq pt

Page 324

Ink	Percentage	Surface
-----	------------	---------



Black	2.51%	7369 sq pt
Total	2.51%	7369 sq pt

Page 325

Ink	Percentage	Surface
Black	7.17%	21018 sq pt
Total	7.17%	21018 sq pt

Page 326

Ink	Percentage	Surface
Black	22.69%	66490 sq pt
Total	22.69%	66490 sq pt

Page 327

Ink	Percentage	Surface
Black	26.47%	77574 sq pt
Total	26.47%	77574 sq pt

Page 328

Ink	Percentage	Surface
Black	7.24%	21208 sq pt
Total	7.24%	21208 sq pt

Page 329

Ink	Percentage	Surface
Black	14.06%	41205 sq pt
Total	14.06%	41205 sq pt

Page 330

Ink	Percentage	Surface
Black	7.12%	20863 sq pt
Total	7.12%	20863 sq pt

Page 331

Ink	Percentage	Surface
Black	6.73%	19733 sq pt
Total	6.73%	19733 sq pt



🔍 Page 332

Ink	Percentage	Surface
Black	5.78%	16941 sq pt
Total	5.78%	16941 sq pt

🔍 Page 333

Ink	Percentage	Surface
Black	6.71%	19676 sq pt
Total	6.71%	19676 sq pt

🔍 Page 334

Ink	Percentage	Surface
Black	6.17%	18089 sq pt
Total	6.17%	18089 sq pt

🔍 Page 335

Ink	Percentage	Surface
Black	0.98%	2877 sq pt
Total	0.98%	2877 sq pt

🔍 Page 337

Ink	Percentage	Surface
Black	3.51%	10297 sq pt
Total	3.51%	10297 sq pt

🔍 Page 338

Ink	Percentage	Surface
Black	4.38%	12847 sq pt
Total	4.38%	12847 sq pt

🔍 Page 339

Ink	Percentage	Surface
Black	4.45%	13054 sq pt
Total	4.45%	13054 sq pt

🔍 Page 340

Ink	Percentage	Surface
-----	------------	---------



Ink Information

Black	4.28%	12534 sq pt
Total	4.28%	12534 sq pt

Page 341

Ink	Percentage	Surface
Black	4.55%	13320 sq pt
Total	4.55%	13320 sq pt

Page 342

Ink	Percentage	Surface
Black	4.53%	13273 sq pt
Total	4.53%	13273 sq pt

Page 343

Ink	Percentage	Surface
Black	3.33%	9766 sq pt
Total	3.33%	9766 sq pt



enfocus PITSTOPSERVER



Output Intents

GTS_PDFX

Output condition	ISO Coated v2 300% (ECI)
Output condition identifier	Custom
Additional information	ISO Coated v2 300% (ECI)
Destination output profile	ISO Coated v2 300% (ECI)