










Warnings

-  Page is empty inside trim box (8x on pages 6,12,244,284,304,318-320)
-  Font Helvetica-Bold uses an artificial italic style --> please check if used font family includes the used font style originally i.e. BOLD (26x on pages 91,97,99-101,105-106,109-111,113-114,116-122,273)
-  Text of 4.98 pt is less than 5 pt --> please check for legibility (2x on page 4)
-  Compression ratio of image is more than 15 --> please use correct jopotions (SpringerNature_Print) (4x on pages 5,34,219,229)
-  Graphic element overlaps page's safe type zone --> checks space between content text and trim box (1x on page 273)



Fixes

-  Changed PDF/X-3:2002 Output Intent to Custom
-  Compressed objects using ZIP compression (6x)



Processing

Certified PDF status	Preflighted successfully
Preflight Profile	SpringerNature_Print_Books_V13_2016_10_06
Created by	Mark Rübsam / Klaus Rüschhoff Springer Nature
Pages processed	1-320
Application used to preflight	Enfocus PitStop Server 13 update 2 powered by Enfocus PitStop Library 13 update 2
Application used to create the report	Enfocus PitStop Library 13 update 2
Preflighted on	UTC: April 24, 2017 - 10:23:39 [April 24, 2017 - 15:53:39]

Document properties

Document Name	978-94-017-7689-9_Book_PrintPDF_m.pdf
Number of pages	320
PDF Version	1.3
Creation Date	UTC: April 24, 2017 - 10:18:15 [April 24, 2017 - 15:48:15]
Modification Date	UTC: April 24, 2017 - 10:19:29 [April 24, 2017 - 15:49:29]
Producer	Acrobat Distiller 11.0 (Windows)
Creator	PScript5.dll Version 5.2.2
Author	swf
Title	978-94-017-7689-9_Book_PrintPDF_m.pdf
Subject	-
Keywords	-
Trapped	no
Trapping Information Present	no
Repaired on Open	no
Optimized for Fast Web View	no
Thumbnails Present	no
Binding	left
Job Ticket Present	no

Security

Encryption Type	not encrypted
Content Copying or Extraction	allowed
Content Access for Disabled Users	allowed
Adding or Modifying Annotations	allowed
Creating or Modifying Form Fields	allowed
Form Field Fill-in or Signing	allowed
Document Assembly	allowed
Other Document Modifications	allowed
Printing	high resolution

Compression

Data format	binary
Document structure compressed	yes
Filters used	CCITT, JPEG, ZIP



Status Incoming Document

Not Certified

Action:

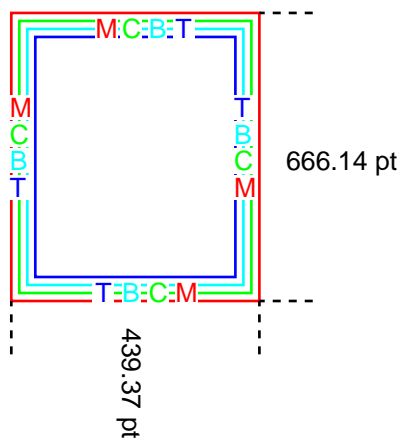
Started Certified PDF workflow

Status Outgoing Document

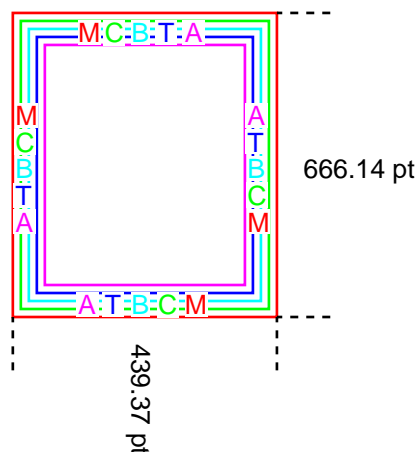
Preflight Profile Name:	SpringerNature_Print_Books_V13_2016_10_06
Author:	Mark Rübsam / Klaus Rüschoff
Company:	Springer Nature
Document Status	Preflighted successfully
Preflight Profile Status	Match



Defined page boxes



Effective page boxes



Page box	Defined size	Effective size
Media box (M)	439.37 x 666.14 pt	439.37 x 666.14 pt
Crop box (C)	439.37 x 666.14 pt	439.37 x 666.14 pt
Trim box (T)	439.37 x 666.14 pt	439.37 x 666.14 pt
Bleed box (B)	439.37 x 666.14 pt	439.37 x 666.14 pt
Art box (A)	not defined	439.37 x 666.14 pt

Defined for pages 1-320

Media box starts at : (0, 0) pt

Page rotation : 0 degrees

Page scaling factor : 1



Font Information

	PostScript font name	Type	Embedded as	Subset	Encoding
🔍	Times-Bold	Type 1	Type 1	yes	Custom
🔍	Times-Roman	Type 1	Type 1	yes	Custom
🔍	Times-BoldItalic	Type 1	Type 1	yes	Custom
🔍	Times-Italic	Type 1	Type 1	yes	Custom
🔍	CMSY10	Type 1	Type 1	yes	Custom
🔍	MTSY	Type 1	Type 1	yes	Custom
🔍	Helvetica-Bold	Type 1	Type 1	yes	Custom
🔍	TimesNewRoman	Type 1	Type 1	yes	Custom
🔍	TimesNewRoman,Italic	Type 1	Type 1	yes	Custom
🔍	Helvetica	Type 1	Type 1	yes	Custom
🔍	ACaslonPro-Regular	Type 1	Type 1	yes	Custom
🔍	ArialMT	Type 1	Type 1	yes	Custom
🔍	TimesNewRomanPSMT	Type 1	Type 1	yes	Custom



Image Information

Type	Color Space	Size (pixels)	Resolution (ppi)	Bits per channel	Page	Angle (degrees)	Shear	Flipped	Custom Transfer	Custom Halftone	Custom BG	Custom UCR
Mask	Gray	1837x496	1200x1200	1	3	0	-	-	-	-	-	-
Grayscale	Gray	1382x2220	299.9x299.9	8	5	0	-	-	-	-	-	-
Grayscale	Gray	1382x2220	299.9x299.9	8	16	0	-	-	-	-	-	-
Grayscale	Gray	1382x2220	299.9x299.9	8	19	0	-	-	-	-	-	-
Grayscale	Gray	1382x2220	299.9x299.9	8	27	0	-	-	-	-	-	-
Grayscale	Gray	1382x2220	299.9x299.9	8	29	0	-	-	-	-	-	-
Grayscale	Gray	1382x2220	299.9x299.9	8	32	0	-	-	-	-	-	-
Grayscale	Gray	1382x2220	299.9x299.9	8	48	0	-	-	-	-	-	-
Grayscale	Gray	1382x2220	299.9x299.9	8	57	0	-	-	-	-	-	-
Grayscale	Gray	1382x2220	299.9x299.9	8	67	0	-	-	-	-	-	-
Grayscale	Gray	1382x2220	299.9x299.9	8	71	0	-	-	-	-	-	-
Grayscale	Gray	1382x2220	299.9x299.9	8	77	0	-	-	-	-	-	-
Grayscale	Gray	1382x2220	299.9x299.9	8	80	0	-	-	-	-	-	-
Grayscale	Gray	1382x2220	299.9x299.9	8	131	0	-	-	-	-	-	-
Grayscale	Gray	1382x2220	299.9x299.9	8	136	0	-	-	-	-	-	-
Grayscale	Gray	1382x2220	299.9x299.9	8	148	0	-	-	-	-	-	-
Grayscale	Gray	1382x2220	299.9x299.9	8	159	0	-	-	-	-	-	-
Grayscale	Gray	1382x2220	299.9x299.9	8	161	0	-	-	-	-	-	-
Grayscale	Gray	1382x2220	299.9x299.9	8	162	0	-	-	-	-	-	-
Grayscale	Gray	1382x2220	299.9x299.9	8	166	0	-	-	-	-	-	-
Grayscale	Gray	1382x2220	299.9x299.9	8	172	0	-	-	-	-	-	-
Grayscale	Gray	1382x2220	299.9x299.9	8	175	0	-	-	-	-	-	-
Grayscale	Gray	1382x2220	299.9x299.9	8	180	0	-	-	-	-	-	-
Grayscale	Gray	1382x2220	299.9x299.9	8	185	0	-	-	-	-	-	-
Grayscale	Gray	1382x2220	299.9x299.9	8	187	0	-	-	-	-	-	-
Grayscale	Gray	1382x2220	299.9x299.9	8	190	0	-	-	-	-	-	-
Grayscale	Gray	1382x2220	299.9x299.9	8	198	0	-	-	-	-	-	-
Grayscale	Gray	1382x2220	299.9x299.9	8	203	0	-	-	-	-	-	-
Grayscale	Gray	1382x2220	299.9x299.9	8	206	0	-	-	-	-	-	-
Grayscale	Gray	1382x2220	299.9x299.9	8	224	0	-	-	-	-	-	-
Grayscale	Gray	1382x2220	299.9x299.9	8	226	0	-	-	-	-	-	-
Grayscale	Gray	1382x2220	299.9x299.9	8	231	0	-	-	-	-	-	-
Grayscale	Gray	1382x2220	299.9x299.9	8	235	0	-	-	-	-	-	-
Grayscale	Gray	1382x2220	299.9x299.9	8	237	0	-	-	-	-	-	-
Grayscale	Gray	1382x2220	299.9x299.9	8	255	0	-	-	-	-	-	-
Grayscale	Gray	1382x2220	299.9x299.9	8	262	0	-	-	-	-	-	-
Grayscale	Gray	1382x2220	299.9x299.9	8	265	0	-	-	-	-	-	-
Grayscale	Gray	1382x2220	299.9x299.9	8	268	0	-	-	-	-	-	-
Grayscale	Gray	1382x2220	299.9x299.9	8	270	0	-	-	-	-	-	-
Grayscale	Gray	1382x933	299.9x299.9	8	20	0	-	-	-	-	-	-
Grayscale	Gray	1382x933	299.9x299.9	8	22	0	-	-	-	-	-	-



Image Information

Type	Color Space	Size (pixels)	Resolution (ppi)	Bits per channel	Page	Angle (degrees)	Shear	Flipped	Custom Transfer	Custom Halftone	Custom BG	Custom UCR
Grayscale	Gray	1382x933	299.9x299.9	8	23	0	-	-	-	-	-	-
Grayscale	Gray	1382x933	299.9x299.9	8	37	0	-	-	-	-	-	-
Grayscale	Gray	1382x933	299.9x299.9	8	38	0	-	-	-	-	-	-
Grayscale	Gray	1382x933	299.9x299.9	8	39	0	-	-	-	-	-	-
Grayscale	Gray	1382x933	299.9x299.9	8	40	0	-	-	-	-	-	-
Grayscale	Gray	1382x933	299.9x299.9	8	52	0	-	-	-	-	-	-
Grayscale	Gray	1382x933	299.9x299.9	8	55	0	-	-	-	-	-	-
Grayscale	Gray	1382x933	299.9x299.9	8	60	0	-	-	-	-	-	-
Grayscale	Gray	1382x933	299.9x299.9	8	69	0	-	-	-	-	-	-
Grayscale	Gray	1382x933	299.9x299.9	8	72	0	-	-	-	-	-	-
Grayscale	Gray	1382x933	299.9x299.9	8	72	0	-	-	-	-	-	-
Grayscale	Gray	1382x933	299.9x299.9	8	74	0	-	-	-	-	-	-
Grayscale	Gray	1382x933	299.9x299.9	8	75	0	-	-	-	-	-	-
Grayscale	Gray	1382x933	299.9x299.9	8	117	0	-	-	-	-	-	-
Grayscale	Gray	1382x933	299.9x299.9	8	123	0	-	-	-	-	-	-
Grayscale	Gray	1382x933	299.9x299.9	8	130	0	-	-	-	-	-	-
Grayscale	Gray	1382x933	299.9x299.9	8	133	0	-	-	-	-	-	-
Grayscale	Gray	1382x933	299.9x299.9	8	137	0	-	-	-	-	-	-
Grayscale	Gray	1382x933	299.9x299.9	8	138	0	-	-	-	-	-	-
Grayscale	Gray	1382x933	299.9x299.9	8	139	0	-	-	-	-	-	-
Grayscale	Gray	1382x933	299.9x299.9	8	140	0	-	-	-	-	-	-
Grayscale	Gray	1382x933	299.9x299.9	8	141	0	-	-	-	-	-	-
Grayscale	Gray	1382x933	299.9x299.9	8	142	0	-	-	-	-	-	-
Grayscale	Gray	1382x933	299.9x299.9	8	143	0	-	-	-	-	-	-
Grayscale	Gray	1382x933	299.9x299.9	8	144	0	-	-	-	-	-	-
Grayscale	Gray	1382x933	299.9x299.9	8	145	0	-	-	-	-	-	-
Grayscale	Gray	1382x933	299.9x299.9	8	146	0	-	-	-	-	-	-
Grayscale	Gray	1382x933	299.9x299.9	8	147	0	-	-	-	-	-	-
Grayscale	Gray	1382x933	299.9x299.9	8	150	0	-	-	-	-	-	-
Grayscale	Gray	1382x933	299.9x299.9	8	151	0	-	-	-	-	-	-
Grayscale	Gray	1382x933	299.9x299.9	8	154	0	-	-	-	-	-	-
Grayscale	Gray	1382x933	299.9x299.9	8	155	0	-	-	-	-	-	-
Grayscale	Gray	1382x933	299.9x299.9	8	156	0	-	-	-	-	-	-
Grayscale	Gray	1382x933	299.9x299.9	8	157	0	-	-	-	-	-	-
Grayscale	Gray	1382x933	299.9x299.9	8	165	0	-	-	-	-	-	-
Grayscale	Gray	1382x933	299.9x299.9	8	168	0	-	-	-	-	-	-
Grayscale	Gray	1382x933	299.9x299.9	8	169	0	-	-	-	-	-	-
Grayscale	Gray	1382x933	299.9x299.9	8	176	0	-	-	-	-	-	-
Grayscale	Gray	1382x933	299.9x299.9	8	179	0	-	-	-	-	-	-
Grayscale	Gray	1382x933	299.9x299.9	8	182	0	-	-	-	-	-	-
Grayscale	Gray	1382x933	299.9x299.9	8	183	0	-	-	-	-	-	-



Image Information

Type	Color Space	Size (pixels)	Resolution (ppi)	Bits per channel	Page	Angle (degrees)	Shear	Flipped	Custom Transfer	Custom Halftone	Custom BG	Custom UCR
Grayscale	Gray	1382x933	299.9x299.9	8	184	0	-	-	-	-	-	-
Grayscale	Gray	1382x933	299.9x299.9	8	189	0	-	-	-	-	-	-
Grayscale	Gray	1382x933	299.9x299.9	8	193	0	-	-	-	-	-	-
Grayscale	Gray	1382x933	299.9x299.9	8	194	0	-	-	-	-	-	-
Grayscale	Gray	1382x933	299.9x299.9	8	200	0	-	-	-	-	-	-
Grayscale	Gray	1382x933	299.9x299.9	8	208	0	-	-	-	-	-	-
Grayscale	Gray	1382x933	299.9x299.9	8	209	0	-	-	-	-	-	-
Grayscale	Gray	1382x933	299.9x299.9	8	210	0	-	-	-	-	-	-
Grayscale	Gray	1382x933	299.9x299.9	8	211	0	-	-	-	-	-	-
Grayscale	Gray	1382x933	299.9x299.9	8	212	0	-	-	-	-	-	-
Grayscale	Gray	1382x933	299.9x299.9	8	213	0	-	-	-	-	-	-
Grayscale	Gray	1382x933	299.9x299.9	8	214	0	-	-	-	-	-	-
Grayscale	Gray	1382x933	299.9x299.9	8	215	0	-	-	-	-	-	-
Grayscale	Gray	1382x933	299.9x299.9	8	216	0	-	-	-	-	-	-
Grayscale	Gray	1382x933	299.9x299.9	8	218	0	-	-	-	-	-	-
Grayscale	Gray	1382x933	299.9x299.9	8	219	0	-	-	-	-	-	-
Grayscale	Gray	1382x933	299.9x299.9	8	220	0	-	-	-	-	-	-
Grayscale	Gray	1382x933	299.9x299.9	8	221	0	-	-	-	-	-	-
Grayscale	Gray	1382x933	299.9x299.9	8	223	0	-	-	-	-	-	-
Grayscale	Gray	1382x933	299.9x299.9	8	229	0	-	-	-	-	-	-
Grayscale	Gray	1382x933	299.9x299.9	8	232	0	-	-	-	-	-	-
Grayscale	Gray	1382x933	299.9x299.9	8	249	0	-	-	-	-	-	-
Grayscale	Gray	1382x933	299.9x299.9	8	250	0	-	-	-	-	-	-
Grayscale	Gray	1382x933	299.9x299.9	8	251	0	-	-	-	-	-	-
Grayscale	Gray	1382x933	299.9x299.9	8	252	0	-	-	-	-	-	-
Grayscale	Gray	1382x933	299.9x299.9	8	253	0	-	-	-	-	-	-
Grayscale	Gray	1382x933	299.9x299.9	8	256	0	-	-	-	-	-	-
Grayscale	Gray	1382x933	299.9x299.9	8	257	0	-	-	-	-	-	-
Grayscale	Gray	1382x933	299.9x299.9	8	258	0	-	-	-	-	-	-
Grayscale	Gray	1382x933	299.9x299.9	8	259	0	-	-	-	-	-	-
Grayscale	Gray	1382x933	299.9x299.9	8	260	0	-	-	-	-	-	-
Grayscale	Gray	1382x933	299.9x299.9	8	261	0	-	-	-	-	-	-
Grayscale	Gray	1382x933	299.9x299.9	8	264	0	-	-	-	-	-	-
Grayscale	Gray	1382x933	299.9x299.9	8	267	0	-	-	-	-	-	-
Grayscale	Gray	1382x933	299.9x299.9	8	300	0	-	-	-	-	-	-
Grayscale	Gray	1382x933	299.9x299.9	8	300	0	-	-	-	-	-	-
Grayscale	Gray	1382x933	299.9x299.9	8	302	0	-	-	-	-	-	-
Grayscale	Gray	1441x1010	299.9x299.9	8	25	0	-	-	-	-	-	-
Grayscale	Gray	1382x1304	299.9x299.9	8	26	0	-	-	-	-	-	-
Grayscale	Gray	1389x948	299.9x299.9	8	34	0	-	-	-	-	-	-
Grayscale	Gray	1382x1548	299.9x299.9	8	45	0	-	-	-	-	-	-



Image Information

Type	Color Space	Size (pixels)	Resolution (ppi)	Bits per channel	Page	Angle (degrees)	Shear	Flipped	Custom Transfer	Custom Halftone	Custom BG	Custom UCR
Grayscale	Gray	1381x2219	299.9x299.9	8	128	0	-	-	-	-	-	-
Grayscale	Gray	1382x627	299.9x299.8	8	132	0	-	-	-	-	-	-
Grayscale	Gray	1382x1063	299.9x299.9	8	134	0	-	-	-	-	-	-
Grayscale	Gray	1382x1036	299.9x299.9	8	135	0	-	-	-	-	-	-
Grayscale	Gray	1368x2203	299.9x299.9	8	196	0	-	-	-	-	-	-
Grayscale	Gray	1382x1530	299.9x299.9	8	241	0	-	-	-	-	-	-
Grayscale	Gray	960x1544	210x209.9	8	246	0	-	-	-	-	-	-
Grayscale	Gray	1372x2205	299.9x299.9	8	272	0	-	-	-	-	-	-
Grayscale	Gray	1382x472	299.9x299.7	8	273	0	-	-	-	-	-	-
Grayscale	Gray	1382x472	299.9x299.7	8	274	0	-	-	-	-	-	-
Grayscale	Gray	1382x472	299.9x299.7	8	275	0	-	-	-	-	-	-
Grayscale	Gray	1382x472	299.9x299.7	8	276	0	-	-	-	-	-	-
Grayscale	Gray	1382x472	299.9x299.7	8	277	0	-	-	-	-	-	-
Grayscale	Gray	1382x472	299.9x299.7	8	278	0	-	-	-	-	-	-
Grayscale	Gray	1382x472	299.9x299.7	8	280	0	-	-	-	-	-	-
Grayscale	Gray	1382x472	299.9x299.7	8	281	0	-	-	-	-	-	-
Grayscale	Gray	1381x1752	299.9x299.9	8	282	0	-	-	-	-	-	-
Grayscale	Gray	1382x1890	299.9x299.9	8	286	0	-	-	-	-	-	-
Grayscale	Gray	831x765	385.3x385.5	8	287	0	-	-	-	-	-	-
Grayscale	Gray	945x688	385.4x385.3	8	287	0	-	-	-	-	-	-
Grayscale	Gray	491x491	299.7x299.8	8	288	0	-	-	-	-	-	-
Grayscale	Gray	491x491	299.7x299.8	8	288	0	-	-	-	-	-	-
Grayscale	Gray	491x491	299.7x299.8	8	288	0	-	-	-	-	-	-
Grayscale	Gray	491x491	299.7x299.8	8	288	0	-	-	-	-	-	-
Grayscale	Gray	503x503	299.7x299.8	8	289	0	-	-	-	-	-	-
Grayscale	Gray	503x503	299.7x299.8	8	289	0	-	-	-	-	-	-
Grayscale	Gray	503x503	299.7x299.8	8	289	0	-	-	-	-	-	-
Grayscale	Gray	503x503	299.7x299.8	8	289	0	-	-	-	-	-	-
Grayscale	Gray	553x1545	209.9x210	8	290	0	-	-	-	-	-	-
Grayscale	Gray	617x617	299.7x299.8	8	291	0	-	-	-	-	-	-
Grayscale	Gray	617x617	299.7x299.8	8	291	0	-	-	-	-	-	-
Grayscale	Gray	617x617	299.7x299.8	8	292	0	-	-	-	-	-	-
Grayscale	Gray	617x617	299.7x299.8	8	292	0	-	-	-	-	-	-
Grayscale	Gray	617x617	299.7x299.8	8	292	0	-	-	-	-	-	-
Grayscale	Gray	617x617	299.7x299.8	8	293	0	-	-	-	-	-	-
Grayscale	Gray	617x617	299.7x299.8	8	293	0	-	-	-	-	-	-
Grayscale	Gray	617x617	299.7x299.8	8	293	0	-	-	-	-	-	-
Grayscale	Gray	617x617	299.7x299.8	8	294	0	-	-	-	-	-	-
Grayscale	Gray	617x617	299.7x299.8	8	294	0	-	-	-	-	-	-
Grayscale	Gray	617x617	299.7x299.8	8	295	0	-	-	-	-	-	-



Image Information

Type	Color Space	Size (pixels)	Resolution (ppi)	Bits per channel	Page	Angle (degrees)	Shear	Flipped	Custom Transfer	Custom Halftone	Custom BG	Custom UCR
Grayscale	Gray	617x617	299.7x299.8	8	295	0	-	-	-	-	-	-
Grayscale	Gray	617x617	299.7x299.8	8	295	0	-	-	-	-	-	-
Grayscale	Gray	617x617	299.7x299.8	8	296	0	-	-	-	-	-	-
Grayscale	Gray	617x617	299.7x299.8	8	296	0	-	-	-	-	-	-
Grayscale	Gray	617x617	299.7x299.8	8	296	0	-	-	-	-	-	-
Grayscale	Gray	617x617	299.7x299.8	8	297	0	-	-	-	-	-	-
Grayscale	Gray	617x617	299.7x299.8	8	297	0	-	-	-	-	-	-
Grayscale	Gray	617x617	299.7x299.8	8	297	0	-	-	-	-	-	-
Grayscale	Gray	617x617	299.7x299.8	8	298	0	-	-	-	-	-	-
Grayscale	Gray	617x617	299.7x299.8	8	298	0	-	-	-	-	-	-
Grayscale	Gray	654x360	318.4x318.2	8	299	0	-	-	-	-	-	-
Grayscale	Gray	687x372	318.4x318.3	8	299	0	-	-	-	-	-	-
Grayscale	Gray	699x382	318.4x318.2	8	299	0	-	-	-	-	-	-
Grayscale	Gray	707x387	318.5x318.2	8	299	0	-	-	-	-	-	-
Grayscale	Gray	748x433	300x300.1	8	299	0	-	-	-	-	-	-






enfocus
PITSTOPSERVER



OPI Information

No OPI



Item	Value
 Color Space	Gray
Page	1-5,7-11,13-243,245-283,285-303,305-317
 Color Space	Separation (Process color)
Page	4,13-14,46-47,64,124,135,205,242,271,305-317
Name	 Black
Alternate Space	CMYK
CMYK values	[0, 0, 0, 1]



Document

Ink	Percentage	Surface
Black	12.43%	11659605 sq pt
Total	12.43%	11659605 sq pt

Page 1

Ink	Percentage	Surface
Black	1.87%	5478 sq pt
Total	1.87%	5478 sq pt

Page 2

Ink	Percentage	Surface
Black	3.05%	8943 sq pt
Total	3.05%	8943 sq pt

Page 3

Ink	Percentage	Surface
Black	1.66%	4879 sq pt
Total	1.66%	4879 sq pt

Page 4

Ink	Percentage	Surface
Black	2.29%	6715 sq pt
Total	2.29%	6715 sq pt

Page 5

Ink	Percentage	Surface
Black	41.16%	120625 sq pt
Total	41.16%	120625 sq pt

Pages 6,12,244,284,304,318-320 don't use any inks

Page 7

Ink	Percentage	Surface
Black	5.96%	17465 sq pt
Total	5.96%	17465 sq pt



🔍 Page 8

Ink	Percentage	Surface
Black	6.09%	17859 sq pt
Total	6.09%	17859 sq pt

🔍 Page 9

Ink	Percentage	Surface
Black	5.61%	16425 sq pt
Total	5.61%	16425 sq pt

🔍 Page 10

Ink	Percentage	Surface
Black	6.25%	18329 sq pt
Total	6.25%	18329 sq pt

🔍 Page 11

Ink	Percentage	Surface
Black	4.82%	14131 sq pt
Total	4.82%	14131 sq pt

🔍 Page 13

Ink	Percentage	Surface
Black	2.86%	8378 sq pt
Total	2.86%	8378 sq pt

🔍 Page 14

Ink	Percentage	Surface
Black	1.54%	4504 sq pt
Total	1.54%	4504 sq pt

🔍 Page 15

Ink	Percentage	Surface
Black	0.12%	362 sq pt
Total	0.12%	362 sq pt

🔍 Page 16

Ink	Percentage	Surface
-----	------------	---------



Ink Information

Black	33.27%	97502 sq pt
Total	33.27%	97502 sq pt

Page 17

Ink	Percentage	Surface
Black	6.49%	19006 sq pt
Total	6.49%	19006 sq pt

Page 18

Ink	Percentage	Surface
Black	6.75%	19788 sq pt
Total	6.75%	19788 sq pt

Page 19

Ink	Percentage	Surface
Black	25.64%	75141 sq pt
Total	25.64%	75141 sq pt

Page 20

Ink	Percentage	Surface
Black	17.67%	51783 sq pt
Total	17.67%	51783 sq pt

Page 21

Ink	Percentage	Surface
Black	6.83%	20009 sq pt
Total	6.83%	20009 sq pt

Page 22

Ink	Percentage	Surface
Black	15.83%	46383 sq pt
Total	15.83%	46383 sq pt

Page 23

Ink	Percentage	Surface
Black	17.69%	51840 sq pt
Total	17.69%	51840 sq pt



🔍 Page 24

Ink	Percentage	Surface
Black	7.13%	20882 sq pt
Total	7.13%	20882 sq pt

🔍 Page 25

Ink	Percentage	Surface
Black	6.46%	18928 sq pt
Total	6.46%	18928 sq pt

🔍 Page 26

Ink	Percentage	Surface
Black	20.95%	61380 sq pt
Total	20.95%	61380 sq pt

🔍 Page 27

Ink	Percentage	Surface
Black	26.98%	79069 sq pt
Total	26.98%	79069 sq pt

🔍 Page 28

Ink	Percentage	Surface
Black	7.38%	21637 sq pt
Total	7.38%	21637 sq pt

🔍 Page 29

Ink	Percentage	Surface
Black	34.42%	100850 sq pt
Total	34.42%	100850 sq pt

🔍 Page 30

Ink	Percentage	Surface
Black	7.49%	21938 sq pt
Total	7.49%	21938 sq pt

🔍 Page 31

Ink	Percentage	Surface
-----	------------	---------



Ink Information

Black	6.08%	17803 sq pt
Total	6.08%	17803 sq pt

Page 32

Ink	Percentage	Surface
Black	31.36%	91893 sq pt
Total	31.36%	91893 sq pt

Page 33

Ink	Percentage	Surface
Black	6.95%	20352 sq pt
Total	6.95%	20352 sq pt

Page 34

Ink	Percentage	Surface
Black	4.5%	13174 sq pt
Total	4.5%	13174 sq pt

Page 35

Ink	Percentage	Surface
Black	7.02%	20569 sq pt
Total	7.02%	20569 sq pt

Page 36

Ink	Percentage	Surface
Black	7.09%	20762 sq pt
Total	7.09%	20762 sq pt

Page 37

Ink	Percentage	Surface
Black	12.35%	36204 sq pt
Total	12.35%	36204 sq pt

Page 38

Ink	Percentage	Surface
Black	18.57%	54426 sq pt
Total	18.57%	54426 sq pt



🔍 Page 39

Ink	Percentage	Surface
Black	16.94%	49651 sq pt
Total	16.94%	49651 sq pt

🔍 Page 40

Ink	Percentage	Surface
Black	14.58%	42718 sq pt
Total	14.58%	42718 sq pt

🔍 Page 41

Ink	Percentage	Surface
Black	6.97%	20419 sq pt
Total	6.97%	20419 sq pt

🔍 Page 42

Ink	Percentage	Surface
Black	6.21%	18210 sq pt
Total	6.21%	18210 sq pt

🔍 Page 43

Ink	Percentage	Surface
Black	6.62%	19412 sq pt
Total	6.62%	19412 sq pt

🔍 Page 44

Ink	Percentage	Surface
Black	6.56%	19238 sq pt
Total	6.56%	19238 sq pt

🔍 Page 45

Ink	Percentage	Surface
Black	17.52%	51327 sq pt
Total	17.52%	51327 sq pt

🔍 Page 46

Ink	Percentage	Surface
-----	------------	---------



Ink Information

Black	6.16%	18047 sq pt
Total	6.16%	18047 sq pt

Page 47

Ink	Percentage	Surface
Black	5.04%	14773 sq pt
Total	5.04%	14773 sq pt

Page 48

Ink	Percentage	Surface
Black	24.21%	70934 sq pt
Total	24.21%	70934 sq pt

Page 49

Ink	Percentage	Surface
Black	6.12%	17926 sq pt
Total	6.12%	17926 sq pt

Page 50

Ink	Percentage	Surface
Black	6.51%	19066 sq pt
Total	6.51%	19066 sq pt

Page 51

Ink	Percentage	Surface
Black	6.84%	20037 sq pt
Total	6.84%	20037 sq pt

Page 52

Ink	Percentage	Surface
Black	20.82%	61000 sq pt
Total	20.82%	61000 sq pt

Page 53

Ink	Percentage	Surface
Black	6.72%	19683 sq pt
Total	6.72%	19683 sq pt



🔍 Page 54

Ink	Percentage	Surface
Black	6.86%	20100 sq pt
Total	6.86%	20100 sq pt

🔍 Page 55

Ink	Percentage	Surface
Black	15.46%	45314 sq pt
Total	15.46%	45314 sq pt

🔍 Page 56

Ink	Percentage	Surface
Black	6.67%	19533 sq pt
Total	6.67%	19533 sq pt

🔍 Page 57

Ink	Percentage	Surface
Black	33.91%	99378 sq pt
Total	33.91%	99378 sq pt

🔍 Page 58

Ink	Percentage	Surface
Black	7.11%	20842 sq pt
Total	7.11%	20842 sq pt

🔍 Page 59

Ink	Percentage	Surface
Black	6.93%	20305 sq pt
Total	6.93%	20305 sq pt

🔍 Page 60

Ink	Percentage	Surface
Black	17.28%	50642 sq pt
Total	17.28%	50642 sq pt

🔍 Page 61

Ink	Percentage	Surface
-----	------------	---------



Ink Information

Black	6.6%	19344 sq pt
Total	6.6%	19344 sq pt

Page 62

Ink	Percentage	Surface
Black	6.61%	19356 sq pt
Total	6.61%	19356 sq pt

Page 63

Ink	Percentage	Surface
Black	6.55%	19208 sq pt
Total	6.55%	19208 sq pt

Page 64

Ink	Percentage	Surface
Black	5.98%	17510 sq pt
Total	5.98%	17510 sq pt

Page 65

Ink	Percentage	Surface
Black	7.28%	21328 sq pt
Total	7.28%	21328 sq pt

Page 66

Ink	Percentage	Surface
Black	6.38%	18694 sq pt
Total	6.38%	18694 sq pt

Page 67

Ink	Percentage	Surface
Black	24.68%	72324 sq pt
Total	24.68%	72324 sq pt

Page 68

Ink	Percentage	Surface
Black	6.96%	20408 sq pt
Total	6.96%	20408 sq pt



Page 69

Ink	Percentage	Surface
Black	17.83%	52241 sq pt
Total	17.83%	52241 sq pt

Page 70

Ink	Percentage	Surface
Black	6.98%	20466 sq pt
Total	6.98%	20466 sq pt

Page 71

Ink	Percentage	Surface
Black	25.31%	74159 sq pt
Total	25.31%	74159 sq pt

Page 72

Ink	Percentage	Surface
Black	23.44%	68688 sq pt
Total	23.44%	68688 sq pt

Page 73

Ink	Percentage	Surface
Black	6.93%	20303 sq pt
Total	6.93%	20303 sq pt

Page 74

Ink	Percentage	Surface
Black	16.59%	48617 sq pt
Total	16.59%	48617 sq pt

Page 75

Ink	Percentage	Surface
Black	17.04%	49948 sq pt
Total	17.04%	49948 sq pt

Page 76

Ink	Percentage	Surface
-----	------------	---------



Ink Information

Black	6.67%	19557 sq pt
Total	6.67%	19557 sq pt

Page 77

Ink	Percentage	Surface
Black	38.75%	113542 sq pt
Total	38.75%	113542 sq pt

Page 78

Ink	Percentage	Surface
Black	6.08%	17806 sq pt
Total	6.08%	17806 sq pt

Page 79

Ink	Percentage	Surface
Black	3.75%	10983 sq pt
Total	3.75%	10983 sq pt

Page 80

Ink	Percentage	Surface
Black	31.04%	90970 sq pt
Total	31.04%	90970 sq pt

Page 81

Ink	Percentage	Surface
Black	5.35%	15670 sq pt
Total	5.35%	15670 sq pt

Page 82

Ink	Percentage	Surface
Black	7.13%	20882 sq pt
Total	7.13%	20882 sq pt

Page 83

Ink	Percentage	Surface
Black	6.43%	18854 sq pt
Total	6.43%	18854 sq pt



Page 84

Ink	Percentage	Surface
Black	5.97%	17495 sq pt
Total	5.97%	17495 sq pt

Page 85

Ink	Percentage	Surface
Black	6.22%	18219 sq pt
Total	6.22%	18219 sq pt

Page 86

Ink	Percentage	Surface
Black	6.81%	19963 sq pt
Total	6.81%	19963 sq pt

Page 87

Ink	Percentage	Surface
Black	5.97%	17486 sq pt
Total	5.97%	17486 sq pt

Page 88

Ink	Percentage	Surface
Black	5.9%	17286 sq pt
Total	5.9%	17286 sq pt

Page 89

Ink	Percentage	Surface
Black	4.87%	14285 sq pt
Total	4.87%	14285 sq pt

Page 90

Ink	Percentage	Surface
Black	5.37%	15724 sq pt
Total	5.37%	15724 sq pt

Page 91

Ink	Percentage	Surface
-----	------------	---------



Ink Information

Black	6.67%	19559 sq pt
Total	6.67%	19559 sq pt

Page 92

Ink	Percentage	Surface
Black	6.69%	19592 sq pt
Total	6.69%	19592 sq pt

Page 93

Ink	Percentage	Surface
Black	6.82%	19985 sq pt
Total	6.82%	19985 sq pt

Page 94

Ink	Percentage	Surface
Black	5.02%	14712 sq pt
Total	5.02%	14712 sq pt

Page 95

Ink	Percentage	Surface
Black	6.14%	17992 sq pt
Total	6.14%	17992 sq pt

Page 96

Ink	Percentage	Surface
Black	6%	17595 sq pt
Total	6%	17595 sq pt

Page 97

Ink	Percentage	Surface
Black	5.53%	16192 sq pt
Total	5.53%	16192 sq pt

Page 98

Ink	Percentage	Surface
Black	5.78%	16938 sq pt
Total	5.78%	16938 sq pt



🔍 Page 99

Ink	Percentage	Surface
Black	5.66%	16590 sq pt
Total	5.66%	16590 sq pt

🔍 Page 100

Ink	Percentage	Surface
Black	6.05%	17740 sq pt
Total	6.05%	17740 sq pt

🔍 Page 101

Ink	Percentage	Surface
Black	6.74%	19737 sq pt
Total	6.74%	19737 sq pt

🔍 Page 102

Ink	Percentage	Surface
Black	5.75%	16856 sq pt
Total	5.75%	16856 sq pt

🔍 Page 103

Ink	Percentage	Surface
Black	6.31%	18490 sq pt
Total	6.31%	18490 sq pt

🔍 Page 104

Ink	Percentage	Surface
Black	5.55%	16252 sq pt
Total	5.55%	16252 sq pt

🔍 Page 105

Ink	Percentage	Surface
Black	5.73%	16778 sq pt
Total	5.73%	16778 sq pt

🔍 Page 106

Ink	Percentage	Surface
-----	------------	---------



Black	5.36%	15719 sq pt
Total	5.36%	15719 sq pt

Page 107

Ink	Percentage	Surface
Black	5.19%	15212 sq pt
Total	5.19%	15212 sq pt

Page 108

Ink	Percentage	Surface
Black	5%	14641 sq pt
Total	5%	14641 sq pt

Page 109

Ink	Percentage	Surface
Black	5.71%	16735 sq pt
Total	5.71%	16735 sq pt

Page 110

Ink	Percentage	Surface
Black	5.11%	14969 sq pt
Total	5.11%	14969 sq pt

Page 111

Ink	Percentage	Surface
Black	5.67%	16622 sq pt
Total	5.67%	16622 sq pt

Page 112

Ink	Percentage	Surface
Black	5.81%	17037 sq pt
Total	5.81%	17037 sq pt

Page 113

Ink	Percentage	Surface
Black	5.66%	16577 sq pt
Total	5.66%	16577 sq pt



🔍 Page 114

Ink	Percentage	Surface
Black	5.68%	16632 sq pt
Total	5.68%	16632 sq pt

🔍 Page 115

Ink	Percentage	Surface
Black	5.73%	16802 sq pt
Total	5.73%	16802 sq pt

🔍 Page 116

Ink	Percentage	Surface
Black	5.4%	15827 sq pt
Total	5.4%	15827 sq pt

🔍 Page 117

Ink	Percentage	Surface
Black	12.01%	35206 sq pt
Total	12.01%	35206 sq pt

🔍 Page 118

Ink	Percentage	Surface
Black	6.62%	19390 sq pt
Total	6.62%	19390 sq pt

🔍 Page 119

Ink	Percentage	Surface
Black	5.77%	16905 sq pt
Total	5.77%	16905 sq pt

🔍 Page 120

Ink	Percentage	Surface
Black	6.96%	20407 sq pt
Total	6.96%	20407 sq pt

🔍 Page 121

Ink	Percentage	Surface
-----	------------	---------



Ink Information

Black	6.62%	19408 sq pt
Total	6.62%	19408 sq pt

Page 122

Ink	Percentage	Surface
Black	6.36%	18623 sq pt
Total	6.36%	18623 sq pt

Page 123

Ink	Percentage	Surface
Black	7.29%	21368 sq pt
Total	7.29%	21368 sq pt

Page 124

Ink	Percentage	Surface
Black	5.91%	17331 sq pt
Total	5.91%	17331 sq pt

Page 125

Ink	Percentage	Surface
Black	5.97%	17497 sq pt
Total	5.97%	17497 sq pt

Page 126

Ink	Percentage	Surface
Black	3.19%	9336 sq pt
Total	3.19%	9336 sq pt

Page 127

Ink	Percentage	Surface
Black	0.51%	1501 sq pt
Total	0.51%	1501 sq pt

Page 128

Ink	Percentage	Surface
Black	35.33%	103517 sq pt
Total	35.33%	103517 sq pt



Page 129

Ink	Percentage	Surface
Black	5.93%	17366 sq pt
Total	5.93%	17366 sq pt

Page 130

Ink	Percentage	Surface
Black	15.14%	44363 sq pt
Total	15.14%	44363 sq pt

Page 131

Ink	Percentage	Surface
Black	24.75%	72514 sq pt
Total	24.75%	72514 sq pt

Page 132

Ink	Percentage	Surface
Black	13.88%	40663 sq pt
Total	13.88%	40663 sq pt

Page 133

Ink	Percentage	Surface
Black	14.2%	41624 sq pt
Total	14.2%	41624 sq pt

Page 134

Ink	Percentage	Surface
Black	17.17%	50329 sq pt
Total	17.17%	50329 sq pt

Page 135

Ink	Percentage	Surface
Black	17.46%	51174 sq pt
Total	17.46%	51174 sq pt

Page 136

Ink	Percentage	Surface
-----	------------	---------



Ink Information

Black	28.65%	83963 sq pt
Total	28.65%	83963 sq pt

Page 137

Ink	Percentage	Surface
Black	15.77%	46217 sq pt
Total	15.77%	46217 sq pt

Page 138

Ink	Percentage	Surface
Black	22.36%	65535 sq pt
Total	22.36%	65535 sq pt

Page 139

Ink	Percentage	Surface
Black	13.79%	40421 sq pt
Total	13.79%	40421 sq pt

Page 140

Ink	Percentage	Surface
Black	18.56%	54381 sq pt
Total	18.56%	54381 sq pt

Page 141

Ink	Percentage	Surface
Black	16.89%	49502 sq pt
Total	16.89%	49502 sq pt

Page 142

Ink	Percentage	Surface
Black	22%	64473 sq pt
Total	22%	64473 sq pt

Page 143

Ink	Percentage	Surface
Black	15.89%	46554 sq pt
Total	15.89%	46554 sq pt



Page 144

Ink	Percentage	Surface
Black	16.03%	46970 sq pt
Total	16.03%	46970 sq pt

Page 145

Ink	Percentage	Surface
Black	12.97%	37998 sq pt
Total	12.97%	37998 sq pt

Page 146

Ink	Percentage	Surface
Black	17.86%	52341 sq pt
Total	17.86%	52341 sq pt

Page 147

Ink	Percentage	Surface
Black	17.48%	51213 sq pt
Total	17.48%	51213 sq pt

Page 148

Ink	Percentage	Surface
Black	25.06%	73427 sq pt
Total	25.06%	73427 sq pt

Page 149

Ink	Percentage	Surface
Black	5.86%	17161 sq pt
Total	5.86%	17161 sq pt

Page 150

Ink	Percentage	Surface
Black	17.19%	50371 sq pt
Total	17.19%	50371 sq pt

Page 151

Ink	Percentage	Surface
-----	------------	---------



Ink Information

Black	16.74%	49058 sq pt
Total	16.74%	49058 sq pt

Page 152

Ink	Percentage	Surface
Black	6.87%	20128 sq pt
Total	6.87%	20128 sq pt

Page 153

Ink	Percentage	Surface
Black	5.79%	16977 sq pt
Total	5.79%	16977 sq pt

Page 154

Ink	Percentage	Surface
Black	17.27%	50599 sq pt
Total	17.27%	50599 sq pt

Page 155

Ink	Percentage	Surface
Black	15.03%	44041 sq pt
Total	15.03%	44041 sq pt

Page 156

Ink	Percentage	Surface
Black	20.2%	59187 sq pt
Total	20.2%	59187 sq pt

Page 157

Ink	Percentage	Surface
Black	19.35%	56711 sq pt
Total	19.35%	56711 sq pt

Page 158

Ink	Percentage	Surface
Black	6.27%	18367 sq pt
Total	6.27%	18367 sq pt



🔍 Page 159

Ink	Percentage	Surface
Black	30.77%	90160 sq pt
Total	30.77%	90160 sq pt

🔍 Page 160

Ink	Percentage	Surface
Black	6.69%	19601 sq pt
Total	6.69%	19601 sq pt

🔍 Page 161

Ink	Percentage	Surface
Black	32.41%	94965 sq pt
Total	32.41%	94965 sq pt

🔍 Page 162

Ink	Percentage	Surface
Black	29.83%	87403 sq pt
Total	29.83%	87403 sq pt

🔍 Page 163

Ink	Percentage	Surface
Black	6.67%	19547 sq pt
Total	6.67%	19547 sq pt

🔍 Page 164

Ink	Percentage	Surface
Black	6.61%	19380 sq pt
Total	6.61%	19380 sq pt

🔍 Page 165

Ink	Percentage	Surface
Black	14.32%	41965 sq pt
Total	14.32%	41965 sq pt

🔍 Page 166

Ink	Percentage	Surface
-----	------------	---------



Black	18.39%	53879 sq pt
Total	18.39%	53879 sq pt

Page 167

Ink	Percentage	Surface
Black	6.69%	19598 sq pt
Total	6.69%	19598 sq pt

Page 168

Ink	Percentage	Surface
Black	14.05%	41167 sq pt
Total	14.05%	41167 sq pt

Page 169

Ink	Percentage	Surface
Black	15.82%	46366 sq pt
Total	15.82%	46366 sq pt

Page 170

Ink	Percentage	Surface
Black	5.96%	17467 sq pt
Total	5.96%	17467 sq pt

Page 171

Ink	Percentage	Surface
Black	0.85%	2487 sq pt
Total	0.85%	2487 sq pt

Page 172

Ink	Percentage	Surface
Black	19.86%	58190 sq pt
Total	19.86%	58190 sq pt

Page 173

Ink	Percentage	Surface
Black	6.89%	20179 sq pt
Total	6.89%	20179 sq pt



🔍 Page 174

Ink	Percentage	Surface
Black	6.67%	19540 sq pt
Total	6.67%	19540 sq pt

🔍 Page 175

Ink	Percentage	Surface
Black	36.26%	106257 sq pt
Total	36.26%	106257 sq pt

🔍 Page 176

Ink	Percentage	Surface
Black	13.15%	38546 sq pt
Total	13.15%	38546 sq pt

🔍 Page 177

Ink	Percentage	Surface
Black	6.62%	19413 sq pt
Total	6.62%	19413 sq pt

🔍 Page 178

Ink	Percentage	Surface
Black	7.03%	20607 sq pt
Total	7.03%	20607 sq pt

🔍 Page 179

Ink	Percentage	Surface
Black	14.73%	43166 sq pt
Total	14.73%	43166 sq pt

🔍 Page 180

Ink	Percentage	Surface
Black	5.01%	14674 sq pt
Total	5.01%	14674 sq pt

🔍 Page 181

Ink	Percentage	Surface
-----	------------	---------



Ink Information

Black	7.09%	20780 sq pt
Total	7.09%	20780 sq pt

Page 182

Ink	Percentage	Surface
Black	15.08%	44194 sq pt
Total	15.08%	44194 sq pt

Page 183

Ink	Percentage	Surface
Black	13.42%	39318 sq pt
Total	13.42%	39318 sq pt

Page 184

Ink	Percentage	Surface
Black	16.03%	46980 sq pt
Total	16.03%	46980 sq pt

Page 185

Ink	Percentage	Surface
Black	26.13%	76568 sq pt
Total	26.13%	76568 sq pt

Page 186

Ink	Percentage	Surface
Black	6.99%	20487 sq pt
Total	6.99%	20487 sq pt

Page 187

Ink	Percentage	Surface
Black	26.41%	77397 sq pt
Total	26.41%	77397 sq pt

Page 188

Ink	Percentage	Surface
Black	6.92%	20281 sq pt
Total	6.92%	20281 sq pt



Page 189

Ink	Percentage	Surface
Black	14.65%	42919 sq pt
Total	14.65%	42919 sq pt

Page 190

Ink	Percentage	Surface
Black	28.03%	82132 sq pt
Total	28.03%	82132 sq pt

Page 191

Ink	Percentage	Surface
Black	6.77%	19844 sq pt
Total	6.77%	19844 sq pt

Page 192

Ink	Percentage	Surface
Black	6.77%	19833 sq pt
Total	6.77%	19833 sq pt

Page 193

Ink	Percentage	Surface
Black	13%	38093 sq pt
Total	13%	38093 sq pt

Page 194

Ink	Percentage	Surface
Black	10.45%	30612 sq pt
Total	10.45%	30612 sq pt

Page 195

Ink	Percentage	Surface
Black	3.29%	9653 sq pt
Total	3.29%	9653 sq pt

Page 196

Ink	Percentage	Surface
-----	------------	---------



Ink Information

Black	28.13%	82435 sq pt
Total	28.13%	82435 sq pt

Page 197

Ink	Percentage	Surface
Black	6.38%	18684 sq pt
Total	6.38%	18684 sq pt

Page 198

Ink	Percentage	Surface
Black	25.17%	73744 sq pt
Total	25.17%	73744 sq pt

Page 199

Ink	Percentage	Surface
Black	6.11%	17919 sq pt
Total	6.11%	17919 sq pt

Page 200

Ink	Percentage	Surface
Black	10.92%	32007 sq pt
Total	10.92%	32007 sq pt

Page 201

Ink	Percentage	Surface
Black	6.44%	18878 sq pt
Total	6.44%	18878 sq pt

Page 202

Ink	Percentage	Surface
Black	6.17%	18070 sq pt
Total	6.17%	18070 sq pt

Page 203

Ink	Percentage	Surface
Black	26.94%	78950 sq pt
Total	26.94%	78950 sq pt



🔍 Page 204

Ink	Percentage	Surface
Black	6.54%	19169 sq pt
Total	6.54%	19169 sq pt

🔍 Page 205

Ink	Percentage	Surface
Black	2.83%	8282 sq pt
Total	2.83%	8282 sq pt

🔍 Page 206

Ink	Percentage	Surface
Black	35.23%	103228 sq pt
Total	35.23%	103228 sq pt

🔍 Page 207

Ink	Percentage	Surface
Black	6.37%	18659 sq pt
Total	6.37%	18659 sq pt

🔍 Page 208

Ink	Percentage	Surface
Black	25.47%	74649 sq pt
Total	25.47%	74649 sq pt

🔍 Page 209

Ink	Percentage	Surface
Black	23.63%	69238 sq pt
Total	23.63%	69238 sq pt

🔍 Page 210

Ink	Percentage	Surface
Black	20.98%	61479 sq pt
Total	20.98%	61479 sq pt

🔍 Page 211

Ink	Percentage	Surface
-----	------------	---------



Ink Information

Black	23.05%	67547 sq pt
Total	23.05%	67547 sq pt

Page 212

Ink	Percentage	Surface
Black	23.79%	69706 sq pt
Total	23.79%	69706 sq pt

Page 213

Ink	Percentage	Surface
Black	22.96%	67279 sq pt
Total	22.96%	67279 sq pt

Page 214

Ink	Percentage	Surface
Black	20.78%	60904 sq pt
Total	20.78%	60904 sq pt

Page 215

Ink	Percentage	Surface
Black	22.57%	66140 sq pt
Total	22.57%	66140 sq pt

Page 216

Ink	Percentage	Surface
Black	20.69%	60618 sq pt
Total	20.69%	60618 sq pt

Page 217

Ink	Percentage	Surface
Black	6.78%	19867 sq pt
Total	6.78%	19867 sq pt

Page 218

Ink	Percentage	Surface
Black	21.54%	63108 sq pt
Total	21.54%	63108 sq pt



🔍 Page 219

Ink	Percentage	Surface
Black	22.93%	67195 sq pt
Total	22.93%	67195 sq pt

🔍 Page 220

Ink	Percentage	Surface
Black	18.27%	53546 sq pt
Total	18.27%	53546 sq pt

🔍 Page 221

Ink	Percentage	Surface
Black	20.66%	60554 sq pt
Total	20.66%	60554 sq pt

🔍 Page 222

Ink	Percentage	Surface
Black	6.79%	19909 sq pt
Total	6.79%	19909 sq pt

🔍 Page 223

Ink	Percentage	Surface
Black	20.57%	60293 sq pt
Total	20.57%	60293 sq pt

🔍 Page 224

Ink	Percentage	Surface
Black	43.22%	126652 sq pt
Total	43.22%	126652 sq pt

🔍 Page 225

Ink	Percentage	Surface
Black	6.91%	20253 sq pt
Total	6.91%	20253 sq pt

🔍 Page 226

Ink	Percentage	Surface
-----	------------	---------



Ink Information

Black	40.1%	117503 sq pt
Total	40.1%	117503 sq pt

Page 227

Ink	Percentage	Surface
Black	6.87%	20146 sq pt
Total	6.87%	20146 sq pt

Page 228

Ink	Percentage	Surface
Black	6.84%	20037 sq pt
Total	6.84%	20037 sq pt

Page 229

Ink	Percentage	Surface
Black	25.17%	73746 sq pt
Total	25.17%	73746 sq pt

Page 230

Ink	Percentage	Surface
Black	6.99%	20494 sq pt
Total	6.99%	20494 sq pt

Page 231

Ink	Percentage	Surface
Black	42.58%	124771 sq pt
Total	42.58%	124771 sq pt

Page 232

Ink	Percentage	Surface
Black	20.54%	60197 sq pt
Total	20.54%	60197 sq pt

Page 233

Ink	Percentage	Surface
Black	5.85%	17143 sq pt
Total	5.85%	17143 sq pt



🔍 Page 234

Ink	Percentage	Surface
Black	5.56%	16303 sq pt
Total	5.56%	16303 sq pt

🔍 Page 235

Ink	Percentage	Surface
Black	48.16%	141141 sq pt
Total	48.16%	141141 sq pt

🔍 Page 236

Ink	Percentage	Surface
Black	6.01%	17625 sq pt
Total	6.01%	17625 sq pt

🔍 Page 237

Ink	Percentage	Surface
Black	34.02%	99697 sq pt
Total	34.02%	99697 sq pt

🔍 Page 238

Ink	Percentage	Surface
Black	6.29%	18444 sq pt
Total	6.29%	18444 sq pt

🔍 Page 239

Ink	Percentage	Surface
Black	6.87%	20140 sq pt
Total	6.87%	20140 sq pt

🔍 Page 240

Ink	Percentage	Surface
Black	6.94%	20350 sq pt
Total	6.94%	20350 sq pt

🔍 Page 241

Ink	Percentage	Surface
-----	------------	---------



Ink Information

Black	34.67%	101599 sq pt
Total	34.67%	101599 sq pt

Page 242

Ink	Percentage	Surface
Black	5.86%	17182 sq pt
Total	5.86%	17182 sq pt

Page 243

Ink	Percentage	Surface
Black	2.11%	6196 sq pt
Total	2.11%	6196 sq pt

Page 245

Ink	Percentage	Surface
Black	0.29%	837 sq pt
Total	0.29%	837 sq pt

Page 246

Ink	Percentage	Surface
Black	39.14%	114706 sq pt
Total	39.14%	114706 sq pt

Page 247

Ink	Percentage	Surface
Black	6.43%	18840 sq pt
Total	6.43%	18840 sq pt

Page 248

Ink	Percentage	Surface
Black	6.18%	18122 sq pt
Total	6.18%	18122 sq pt

Page 249

Ink	Percentage	Surface
Black	17.82%	52232 sq pt
Total	17.82%	52232 sq pt



🔍 Page 250

Ink	Percentage	Surface
Black	18.49%	54173 sq pt
Total	18.49%	54173 sq pt

🔍 Page 251

Ink	Percentage	Surface
Black	22.52%	65997 sq pt
Total	22.52%	65997 sq pt

🔍 Page 252

Ink	Percentage	Surface
Black	19.2%	56276 sq pt
Total	19.2%	56276 sq pt

🔍 Page 253

Ink	Percentage	Surface
Black	17.92%	52519 sq pt
Total	17.92%	52519 sq pt

🔍 Page 254

Ink	Percentage	Surface
Black	6.42%	18799 sq pt
Total	6.42%	18799 sq pt

🔍 Page 255

Ink	Percentage	Surface
Black	31.32%	91772 sq pt
Total	31.32%	91772 sq pt

🔍 Page 256

Ink	Percentage	Surface
Black	20.98%	61468 sq pt
Total	20.98%	61468 sq pt

🔍 Page 257

Ink	Percentage	Surface
-----	------------	---------



Black	18.07%	52966 sq pt
Total	18.07%	52966 sq pt

Page 258

Ink	Percentage	Surface
Black	17.84%	52274 sq pt
Total	17.84%	52274 sq pt

Page 259

Ink	Percentage	Surface
Black	17.27%	50620 sq pt
Total	17.27%	50620 sq pt

Page 260

Ink	Percentage	Surface
Black	9.47%	27753 sq pt
Total	9.47%	27753 sq pt

Page 261

Ink	Percentage	Surface
Black	9.77%	28640 sq pt
Total	9.77%	28640 sq pt

Page 262

Ink	Percentage	Surface
Black	39.66%	116227 sq pt
Total	39.66%	116227 sq pt

Page 263

Ink	Percentage	Surface
Black	6.17%	18067 sq pt
Total	6.17%	18067 sq pt

Page 264

Ink	Percentage	Surface
Black	18.41%	53952 sq pt
Total	18.41%	53952 sq pt



🔍 Page 265

Ink	Percentage	Surface
Black	13.73%	40243 sq pt
Total	13.73%	40243 sq pt

🔍 Page 266

Ink	Percentage	Surface
Black	6.33%	18553 sq pt
Total	6.33%	18553 sq pt

🔍 Page 267

Ink	Percentage	Surface
Black	19.31%	56575 sq pt
Total	19.31%	56575 sq pt

🔍 Page 268

Ink	Percentage	Surface
Black	40.45%	118542 sq pt
Total	40.45%	118542 sq pt

🔍 Page 269

Ink	Percentage	Surface
Black	6.49%	19021 sq pt
Total	6.49%	19021 sq pt

🔍 Page 270

Ink	Percentage	Surface
Black	19.96%	58482 sq pt
Total	19.96%	58482 sq pt

🔍 Page 271

Ink	Percentage	Surface
Black	5.86%	17175 sq pt
Total	5.86%	17175 sq pt

🔍 Page 272

Ink	Percentage	Surface
-----	------------	---------



Ink Information

Black	34.52%	101145 sq pt
Total	34.52%	101145 sq pt

Page 273

Ink	Percentage	Surface
Black	11.97%	35065 sq pt
Total	11.97%	35065 sq pt

Page 274

Ink	Percentage	Surface
Black	12.69%	37196 sq pt
Total	12.69%	37196 sq pt

Page 275

Ink	Percentage	Surface
Black	12.25%	35883 sq pt
Total	12.25%	35883 sq pt

Page 276

Ink	Percentage	Surface
Black	12.75%	37375 sq pt
Total	12.75%	37375 sq pt

Page 277

Ink	Percentage	Surface
Black	11.53%	33798 sq pt
Total	11.53%	33798 sq pt

Page 278

Ink	Percentage	Surface
Black	11.83%	34654 sq pt
Total	11.83%	34654 sq pt

Page 279

Ink	Percentage	Surface
Black	6.4%	18756 sq pt
Total	6.4%	18756 sq pt



🔍 Page 280

Ink	Percentage	Surface
Black	9.61%	28157 sq pt
Total	9.61%	28157 sq pt

🔍 Page 281

Ink	Percentage	Surface
Black	12.39%	36320 sq pt
Total	12.39%	36320 sq pt

🔍 Page 282

Ink	Percentage	Surface
Black	26.64%	78054 sq pt
Total	26.64%	78054 sq pt

🔍 Page 283

Ink	Percentage	Surface
Black	1.96%	5729 sq pt
Total	1.96%	5729 sq pt

🔍 Page 285

Ink	Percentage	Surface
Black	0.1%	289 sq pt
Total	0.1%	289 sq pt

🔍 Page 286

Ink	Percentage	Surface
Black	22.73%	66612 sq pt
Total	22.73%	66612 sq pt

🔍 Page 287

Ink	Percentage	Surface
Black	10.5%	30762 sq pt
Total	10.5%	30762 sq pt

🔍 Page 288

Ink	Percentage	Surface
-----	------------	---------



Ink Information

Black	11%	32222 sq pt
Total	11%	32222 sq pt

Page 289

Ink	Percentage	Surface
Black	11.35%	33256 sq pt
Total	11.35%	33256 sq pt

Page 290

Ink	Percentage	Surface
Black	18.66%	54678 sq pt
Total	18.66%	54678 sq pt

Page 291

Ink	Percentage	Surface
Black	9%	26367 sq pt
Total	9%	26367 sq pt

Page 292

Ink	Percentage	Surface
Black	11.77%	34490 sq pt
Total	11.77%	34490 sq pt

Page 293

Ink	Percentage	Surface
Black	11.59%	33972 sq pt
Total	11.59%	33972 sq pt

Page 294

Ink	Percentage	Surface
Black	12.69%	37185 sq pt
Total	12.69%	37185 sq pt

Page 295

Ink	Percentage	Surface
Black	13.44%	39384 sq pt
Total	13.44%	39384 sq pt



🔍 Page 296

Ink	Percentage	Surface
Black	12.92%	37865 sq pt
Total	12.92%	37865 sq pt

🔍 Page 297

Ink	Percentage	Surface
Black	9.89%	28984 sq pt
Total	9.89%	28984 sq pt

🔍 Page 298

Ink	Percentage	Surface
Black	8.21%	24063 sq pt
Total	8.21%	24063 sq pt

🔍 Page 299

Ink	Percentage	Surface
Black	4.27%	12514 sq pt
Total	4.27%	12514 sq pt

🔍 Page 300

Ink	Percentage	Surface
Black	25.03%	73346 sq pt
Total	25.03%	73346 sq pt

🔍 Page 301

Ink	Percentage	Surface
Black	5.64%	16538 sq pt
Total	5.64%	16538 sq pt

🔍 Page 302

Ink	Percentage	Surface
Black	17.22%	50472 sq pt
Total	17.22%	50472 sq pt

🔍 Page 303

Ink	Percentage	Surface
-----	------------	---------



Black	1.86%	5454 sq pt
Total	1.86%	5454 sq pt

Page 305

Ink	Percentage	Surface
Black	2.99%	8773 sq pt
Total	2.99%	8773 sq pt

Page 306

Ink	Percentage	Surface
Black	1.32%	3859 sq pt
Total	1.32%	3859 sq pt

Page 307

Ink	Percentage	Surface
Black	4.11%	12039 sq pt
Total	4.11%	12039 sq pt

Page 308

Ink	Percentage	Surface
Black	3.93%	11505 sq pt
Total	3.93%	11505 sq pt

Page 309

Ink	Percentage	Surface
Black	4.22%	12356 sq pt
Total	4.22%	12356 sq pt

Page 310

Ink	Percentage	Surface
Black	4.34%	12723 sq pt
Total	4.34%	12723 sq pt

Page 311

Ink	Percentage	Surface
Black	4.01%	11745 sq pt
Total	4.01%	11745 sq pt



Page 312

Ink	Percentage	Surface
Black	4.33%	12683 sq pt
Total	4.33%	12683 sq pt

Page 313

Ink	Percentage	Surface
Black	4.34%	12709 sq pt
Total	4.34%	12709 sq pt

Page 314

Ink	Percentage	Surface
Black	3.83%	11228 sq pt
Total	3.83%	11228 sq pt

Page 315

Ink	Percentage	Surface
Black	4.38%	12845 sq pt
Total	4.38%	12845 sq pt

Page 316

Ink	Percentage	Surface
Black	4.15%	12166 sq pt
Total	4.15%	12166 sq pt

Page 317

Ink	Percentage	Surface
Black	1.04%	3046 sq pt
Total	1.04%	3046 sq pt



enfocus PITSTOPSERVER



Output Intents

GTS_PDFX

Output condition	ISO Coated v2 300% (ECI)
Output condition identifier	Custom
Additional information	ISO Coated v2 300% (ECI)
Destination output profile	ISO Coated v2 300% (ECI)