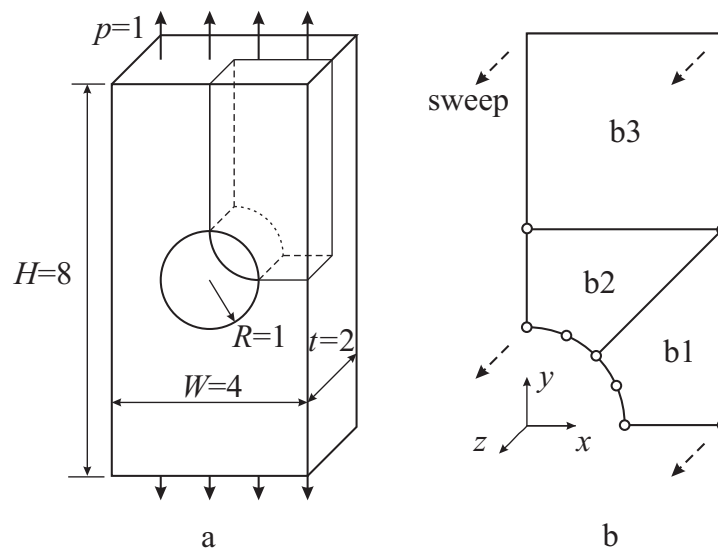


Example of Appendix D Plate with a Central Hole

Problem statement

A rectangular plate with a central circular hole is subjected to tensile loading as shown in Fig. a. The plate has the following dimensions: width $W = 4$, height $H = 8$, thickness $t = 2$. The central whole has the radius $R = 1$. The plate is loaded by distributed surface forces $p = 1$ applied at upper and lower plate edges. It is necessary to determine elastic stress state of the plate with a whole

Mesh generation



Input data

File `hole3d.gen` - data for mesh generation program `Jmgen` (according to Fig. b).

Program execution

```
java -cp ../classes fea.Jmgen hole3d.gen  
or use file g.bat
```

Results

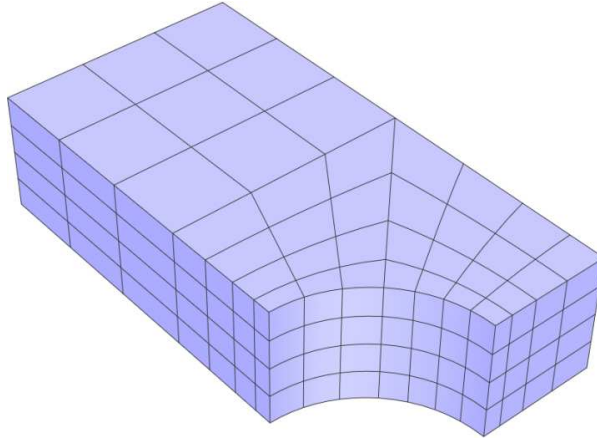
File `hole3d.gen.lst` - listing of mesh generation;
file `hole3d.mesh` - generated finite element mesh.

Mesh visualization

```
java -cp ../classes fea.Jvis hole3d-mesh.vis
```

or use file vm.bat.

File hole3d-mesh.vis is used as data for visualization.



Mouse interaction: left button - rotate, middle button - scale, right button - translate.

Problem solution

Input data

File hole3d.fem - data for solver program Jfem;

file hole3d.mesh - finite element mesh generated in previous step.

Program execution

```
java -mx500m -cp ../classes fea.Jfem hole3d.fem hole3d.lst
```

or use file x.bat

Results

File hole3d.lst - listing of problem solution;

file hole3d.lst.1 - displacements and stresses for load step 1.

Results visualization

Input data

File hole3d.vis - data for visualizer Jvis;

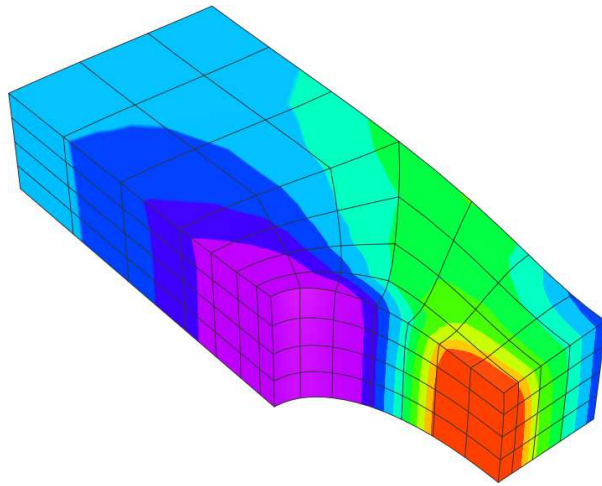
file hole3d.mesh - finite element mesh;

file hole3d.lst.1 - results for load step 1.

Program execution

```
java -cp ../classes fea.Jvis hole3d.vis
```

or use file v.bat



Stress σ_y is visualized as ten color contours on the deformed finite element model. Mouse interaction: left button - rotate, middle button - scale, right button - translate.