









### Warnings

-  Page is empty inside trim box (19x on pages 14...488)
-  Font AdvP4C4E74 uses an artificial bold style --> please check if used font family includes the used font style originally i.e. BOLD (2x on page 430)
-  Font AdvP81CF uses an artificial italic style --> please check if used font family includes the used font style originally i.e. BOLD (1x on page 235)
-  Text of 3.56...4.97 pt is less than 5 pt --> please check for legibility (148x on pages 81,88-90,171,314,329,336,343,443,455)
-  Pattern or shading is used --> could cause a color separation (14x on page 476)
-  Compression ratio of image is more than 15 --> please use correct jopotions (SpringerNature\_Print) (25x on pages 100...477)



### Processing

Certified PDF status	Preflighted successfully
Preflight Profile	SpringerNature_Print_Books_V13_2016_10_06
Created by	Mark Rübsam / Klaus Rüschoff Springer Nature
Pages processed	1-488
Application used to preflight	Enfocus PitStop Server 13 update 2 powered by Enfocus PitStop Library 13 update 2
Application used to create the report	Enfocus PitStop Library 13 update 2
Preflighted on	UTC: April 22, 2017 - 02:53:45 [ April 22, 2017 - 08:23:45 ]

### Document properties

Document Name	978-1-4939-6292-1_Book_PrintPDF.pdf
Number of pages	488
PDF Version	1.3
Creation Date	UTC: April 20, 2017 - 19:26:15 [ April 21, 2017 - 00:56:15 ]
Modification Date	UTC: April 22, 2017 - 02:12:02 [ April 22, 2017 - 07:42:02 ]
Producer	Acrobat Distiller 9.4.0(Windows)
Creator	Arbortext Advanced Print Publisher 9.0.223/W Unicode
Author	-
Title	-
Subject	-
Keywords	-
Trapped	no
Trapping Information Present	no
Repaired on Open	no
Optimized for Fast Web View	no
Thumbnails Present	no
Binding	left
Job Ticket Present	no

### Security

Encryption Type	not encrypted
Content Copying or Extraction	allowed
Content Access for Disabled Users	allowed
Adding or Modifying Annotations	allowed
Creating or Modifying Form Fields	allowed
Form Field Fill-in or Signing	allowed
Document Assembly	allowed
Other Document Modifications	allowed
Printing	high resolution

### Compression

Data format	binary
Document structure compressed	yes
Filters used	CCITT, JPEG, ZIP



### Status Incoming Document

Not Certified

### Action:

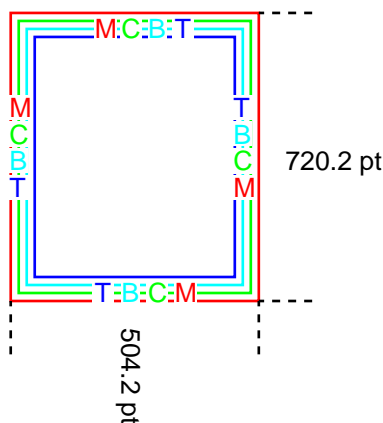
Started Certified PDF workflow

### Status Outgoing Document

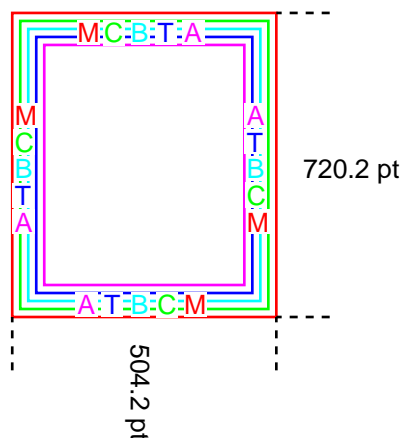
Preflight Profile Name:	SpringerNature_Print_Books_V13_2016_10_06
Author:	Mark Rübsam / Klaus Rüschhoff
Company:	Springer Nature
Document Status	Preflighted successfully
Preflight Profile Status	Match



Defined page boxes



Effective page boxes



Page box	Defined size	Effective size
Media box (M)	504.2 x 720.2 pt	504.2 x 720.2 pt
Crop box (C)	504.2 x 720.2 pt	504.2 x 720.2 pt
Trim box (T)	504.2 x 720.2 pt	504.2 x 720.2 pt
Bleed box (B)	504.2 x 720.2 pt	504.2 x 720.2 pt
Art box (A)	not defined	504.2 x 720.2 pt

Defined for pages 1-488

Media box starts at : (0, 0) pt

Page rotation : 0 degrees

Page scaling factor : 1



## Font Information

PostScript font name	Type	Embedded as	Subset	Encoding
AdvOTce3d9a73	Type 1	Type 1	yes	Custom
AdvP81C3	Type 1	Type 1	yes	Custom
AdvP81C9	Type 1	Type 1	yes	Custom
AdvP81CC	Type 1	Type 1	yes	Custom
AdvTT5843c571	Type 1	Type 1	yes	Custom
AdvOT0c681bc0.l	Type 1	Type 1	yes	Custom
AdvOT2cc9fb2c	Type 1	Type 1	yes	Custom
AdvOTa9379ed6	Type 1	Type 1	yes	Custom
AdvP97CA	Type 1	Type 1	yes	Custom
AdvP97CD	Type 1	Type 1	yes	Custom
AdvPA7F4	Type 1	Type 1	yes	Custom
SMinionPlusTab-Regular	Type 1	Type 1	yes	Custom
AdvP81CF	Type 1	Type 1	yes	Custom
AdvP97D3	Type 1	Type 1	yes	Custom
AdvPA186	Type 1	Type 1	yes	Custom
AdvPA183	Type 1	Type 1	yes	Custom
AdvP4C4E74	Type 1	Type 1	yes	Custom
AdvP97D0	Type 1	Type 1	yes	Custom
AdvPi3	Type 1	Type 1	yes	Custom
AdvTT6120e2aa+27	Type 1	Type 1	yes	Custom
AdvP4C4E59	Type 1	Type 1	yes	Custom
AdvP4C4E51	Type 1	Type 1	yes	Custom
AdvPi1	Type 1	Type 1	yes	Custom
Helvetica	Type 1	Type 1	yes	Custom
HelveticaBold	Type 1	Type 1	yes	Custom
AdvPi2	Type 1	Type 1	yes	Custom
AdvP81C6	Type 1	Type 1	yes	Custom
HelveticaOblique	Type 1	Type 1	yes	Custom
AdvP6658	Type 1	Type 1	yes	Custom
TimesNewRoman	Type 1	Type 1	yes	Custom
TimesNewRomanBold	Type 1	Type 1	yes	Custom
TimesNewRomanItalic	Type 1	Type 1	yes	Custom
AdvP4C4E46	Type 1	Type 1	yes	Custom
AdvTT97cacd14+21	Type 1	Type 1	yes	Custom
AdvCourier	Type 1	Type 1	yes	Custom
AdvTT5843c571+21	Type 1	Type 1	yes	Custom
AdvSymb-b	Type 1	Type 1	yes	Custom
AdvP10145F	Type 1	Type 1	yes	Custom
AdvTT97cacd14+22	Type 1	Type 1	yes	Custom
CourierNew	Type 1	Type 1	yes	Custom
CambriaMath	Type 1	Type 1	yes	Custom
AdvOT3b30f6db.B	Type 1	Type 1	yes	Custom
AdvP193F	Type 1	Type 1	yes	Custom
AdvP4A07FF	Type 1	Type 1	yes	Custom
AdvPA189	Type 1	Type 1	yes	Custom



## Image Information

Type	Color Space	Size (pixels)	Resolution (ppi)	Bits per channel	Page	Angle (degrees)	Shear	Flipped	Custom Transfer	Custom Halftone	Custom BG	Custom UCR
Mask	CMYK	2405x364	1198.3x1200.7	1	3	0	-	-	-	-	-	-
Grayscale	Gray	3300x2787	599x599	8	20	0	-	-	-	-	-	-
Grayscale	Gray	1400x1927	599x599	8	25	0	-	-	-	-	-	-
Grayscale	Gray	3300x2398	599x599.1	8	34	0	-	-	-	-	-	-
Grayscale	Gray	2989x4738	599.1x599	8	39	0	-	-	-	-	-	-
Mask	CMYK	3200x3486	1198.1x1198.2	1	41	0	-	-	-	-	-	-
Mask	CMYK	3200x5628	1198.1x1198.3	1	45	0	-	-	-	-	-	-
Mask	CMYK	3600x2690	1198.1x1198.3	1	74	0	-	-	-	-	-	-
Mask	CMYK	5600x3760	1198.1x1198.3	1	78	0	-	-	-	-	-	-
Grayscale	Gray	2400x1755	599x599	8	81	0	-	-	-	-	-	-
Grayscale	Separation: Black (Process color)	3116x2270	599.8x599.8	8	100	0	-	-	-	-	-	-
Grayscale	Gray	2800x2226	599x599	8	103	0	-	-	-	-	-	-
Mask	CMYK	5600x4436	1198.1x1198.2	1	105	0	-	-	-	-	-	-
Grayscale	Gray	3300x1812	599x599	8	109	0	-	-	-	-	-	-
Color	CMYK	2700x1797	599x599.1	8	119	0	-	-	-	-	-	-
Mask	CMYK	6600x3976	1198.1x1198.3	1	140	0	-	-	-	-	-	-
Grayscale	Gray	2603x2070	599x599	8	146	0	-	-	-	-	-	-
Mask	CMYK	6600x5030	1198.1x1198.3	1	150	0	-	-	-	-	-	-
Grayscale	Gray	2200x3906	599x599.1	8	165	0	-	-	-	-	-	-
Grayscale	Gray	2400x2538	599x599	8	167	0	-	-	-	-	-	-
Mask	CMYK	6604x1964	1198.2x1198.6	1	168	0	-	-	-	-	-	-
Grayscale	Separation: Black (Process color)	4815x2574	599.9x599.8	8	171	0	-	-	-	-	-	-
Color	CMYK	3300x1961	599x599	8	191	0	-	-	-	-	-	-
Color	CMYK	3192x4801	599x599	8	192	0	-	-	-	-	-	-
Color	CMYK	1749x2810	344.2x344.2	8	194	0	-	-	-	-	-	-
Grayscale	Gray	2443x4199	599x599.1	8	244	0	-	-	-	-	-	-
Grayscale	Gray	2764x2502	599.1x599	8	247	0	-	-	-	-	-	-
Grayscale	Gray	1310x3000	599.1x599	8	267	0	-	-	-	-	-	-
Grayscale	Gray	1999x1621	599.1x599.1	8	272	0	-	-	-	-	-	-
Grayscale	Gray	3299x1995	599.1x599	8	275	0	-	-	-	-	-	-
Grayscale	Gray	3300x2165	599x599.1	8	311	0	-	-	-	-	-	-
Grayscale	Gray	2201x777	599x598.8	8	313	0	-	-	-	-	-	-
Grayscale	Gray	3300x1695	599x599	8	313	0	-	-	-	-	-	-
Grayscale	Gray	3300x1642	599x599	8	317	0	-	-	-	-	-	-
Grayscale	Gray	3301x1604	599x599	8	322	0	-	-	-	-	-	-
Grayscale	Gray	2415x1735	599.1x599	8	324	0	-	-	-	-	-	-



## Image Information

Type	Color Space	Size (pixels)	Resolution (ppi)	Bits per channel	Page	Angle (degrees)	Shear	Flipped	Custom Transfer	Custom Halftone	Custom BG	Custom UCR
Grayscale	Gray	3300x1594	599x599	8	343	0	-	-	-	-	-	-
Mask	CMYK	4800x3876	1198.1x1198.3	1	349	0	-	-	-	-	-	-
Grayscale	Gray	2800x1637	599x599	8	353	0	-	-	-	-	-	-
Grayscale	Gray	3301x1359	599x599	8	355	0	-	-	-	-	-	-
Grayscale	Gray	3300x2679	599x599	8	359	0	-	-	-	-	-	-
Color	CMYK	3300x2378	599x599	8	370	0	-	-	-	-	-	-
Grayscale	Gray	2400x2102	599x599	8	380	0	-	-	-	-	-	-
Grayscale	Gray	2100x1570	599x599	8	381	0	-	-	-	-	-	-
Grayscale	Gray	2200x2029	599x599	8	389	0	-	-	-	-	-	-
Grayscale	Gray	3300x2745	599x599.1	8	393	0	-	-	-	-	-	-
Grayscale	Gray	1800x1409	599x598.9	8	394	0	-	-	-	-	-	-
Grayscale	Gray	3300x1802	599x599	8	397	0	-	-	-	-	-	-
Grayscale	Gray	29x85	599x596.1	8	429	0	-	-	-	-	-	-
Grayscale	Gray	29x85	599x596.1	8	429	0	-	-	-	-	-	-
Grayscale	Gray	29x85	599x596.1	8	429	0	-	-	-	-	-	-
Grayscale	Gray	29x85	599x596.1	8	429	0	-	-	-	-	-	-
Grayscale	Gray	29x85	599x596.1	8	429	0	-	-	-	-	-	-
Grayscale	Gray	29x85	599x596.1	8	429	0	-	-	-	-	-	-
Grayscale	Gray	29x85	599x596.1	8	429	0	-	-	-	-	-	-
Grayscale	Gray	29x85	599x596.1	8	429	0	-	-	-	-	-	-
Color	CMYK	3300x3371	599x599.1	8	431	0	-	-	-	-	-	-
Color	CMYK	3300x3373	599x599.1	8	432	0	-	-	-	-	-	-
Color	CMYK	3300x3353	599x599.1	8	433	0	-	-	-	-	-	-
Color	CMYK	3300x3362	599x599.1	8	434	0	-	-	-	-	-	-
Color	CMYK	3300x3354	599x599.1	8	435	0	-	-	-	-	-	-
Grayscale	Separation: Black (Process color)	1769x1250	599.7x599.7	8	445	0	-	-	-	-	-	-
Grayscale	Gray	3300x1926	599x599	8	465	0	-	-	-	-	-	-
Color	CMYK	3300x2116	599x599.1	8	477	0	-	-	-	-	-	-



enfocus  
**PITSTOP**SERVER






**OPI Information**

**No OPI**





## Color Information

Item	Value
 Color Space Page	CMYK 1-3,5-7,9,13,15-16,19,22,24,26,29,31,33,41,45,53,55,59-61,64-65,68,73-74,76,78, 80,82,91,97-98,100-102,104-107,109,115,117-120,122-123,125-132,135,137-140, 149-150,156,161,163-164,168,173,175-177,180-182,184,187,189,191-195,201, 204-207,217,220,223-225,228,234-235,237-242,255,259,261-262,265,273-278, 281-283,286,290,292,297-298,302-304,306,309,314-321,323,327-329,332,334,336, 338-343,347,349-352,355,357,360-361,365-370,373,375,379,383-384,392-394, 396,398,400,403-405,407,415,417,419,421,423,429-435, ...
 Color Space Page	Separation (Process color) 1,3-5,7-13,15-57,59-71,73-95,97-113,115-133,135-159,161-185,187,189-221,223- 259,261-279,281-307,309-363,365-377,379-419,421-457,459-475,477-486
Name	■ Black
Alternate Space	CMYK
CMYK values	[0, 0, 0, 1]
 Color Space Page	Gray 20,25,34,39,81,103,109,146,165,167,244,247,267,272,275,311,313,317,322,324, 343,353,355,359,380-381,389,393-394,397,429,465,476



### Document

Ink	Percentage	Surface
Black	4.66%	8256323 sq pt
Cyan	0.07%	122628 sq pt
Magenta	0.06%	101280 sq pt
Yellow	0.05%	83291 sq pt
Total	4.84%	8563522 sq pt

### Page 1

Ink	Percentage	Surface
Black	3.98%	14436 sq pt
Total	3.98%	14436 sq pt

Pages 2,6,14,58,72,96,114,134,160,186,188,222,260,280,308,364,378,420,458,487-488 don't use any inks

### Page 3

Ink	Percentage	Surface
Black	1.84%	6689 sq pt
Total	1.84%	6689 sq pt

### Page 4

Ink	Percentage	Surface
Black	2.59%	9397 sq pt
Total	2.59%	9397 sq pt

### Page 5

Ink	Percentage	Surface
Black	6.57%	23840 sq pt
Total	6.57%	23840 sq pt

### Page 7

Ink	Percentage	Surface
Black	4.07%	14766 sq pt
Total	4.07%	14766 sq pt

### Page 8

Ink	Percentage	Surface
Black	3.68%	13369 sq pt



## Ink Information

Total	3.68%	13369 sq pt
-------	-------	-------------

### Page 9

<b>Ink</b>	<b>Percentage</b>	<b>Surface</b>
Black	5.72%	20749 sq pt
Total	5.72%	20749 sq pt

### Page 10

<b>Ink</b>	<b>Percentage</b>	<b>Surface</b>
Black	6.08%	22056 sq pt
Total	6.08%	22056 sq pt

### Page 11

<b>Ink</b>	<b>Percentage</b>	<b>Surface</b>
Black	6%	21779 sq pt
Total	6%	21779 sq pt

### Page 12

<b>Ink</b>	<b>Percentage</b>	<b>Surface</b>
Black	0.86%	3134 sq pt
Total	0.86%	3134 sq pt

### Page 13

<b>Ink</b>	<b>Percentage</b>	<b>Surface</b>
Black	0.48%	1753 sq pt
Total	0.48%	1753 sq pt

### Page 15

<b>Ink</b>	<b>Percentage</b>	<b>Surface</b>
Black	4.56%	16557 sq pt
Total	4.56%	16557 sq pt

### Page 16

<b>Ink</b>	<b>Percentage</b>	<b>Surface</b>
Black	5.15%	18685 sq pt
Total	5.15%	18685 sq pt



### Page 17

Ink	Percentage	Surface
Black	5.51%	19977 sq pt
Total	5.51%	19977 sq pt

### Page 18

Ink	Percentage	Surface
Black	5.49%	19914 sq pt
Total	5.49%	19914 sq pt

### Page 19

Ink	Percentage	Surface
Black	5.27%	19139 sq pt
Total	5.27%	19139 sq pt

### Page 20

Ink	Percentage	Surface
Black	13.1%	47543 sq pt
Total	13.1%	47543 sq pt

### Page 21

Ink	Percentage	Surface
Black	5.6%	20319 sq pt
Total	5.6%	20319 sq pt

### Page 22

Ink	Percentage	Surface
Black	8.34%	30265 sq pt
Total	8.34%	30265 sq pt

### Page 23

Ink	Percentage	Surface
Black	5.78%	20992 sq pt
Total	5.78%	20992 sq pt

### Page 24

Ink	Percentage	Surface
-----	------------	---------



Black	5.22%	18936 sq pt
Total	5.22%	18936 sq pt

### Page 25

Ink	Percentage	Surface
Black	5.74%	20821 sq pt
Total	5.74%	20821 sq pt

### Page 26

Ink	Percentage	Surface
Black	4.58%	16633 sq pt
Total	4.58%	16633 sq pt

### Page 27

Ink	Percentage	Surface
Black	6.56%	23796 sq pt
Total	6.56%	23796 sq pt

### Page 28

Ink	Percentage	Surface
Black	3.18%	11530 sq pt
Total	3.18%	11530 sq pt

### Page 29

Ink	Percentage	Surface
Black	5.69%	20643 sq pt
Total	5.69%	20643 sq pt

### Page 30

Ink	Percentage	Surface
Black	5.67%	20584 sq pt
Total	5.67%	20584 sq pt

### Page 31

Ink	Percentage	Surface
Black	4.63%	16810 sq pt
Total	4.63%	16810 sq pt



### 🔍 Page 32

Ink	Percentage	Surface
Black	4.68%	16985 sq pt
Total	4.68%	16985 sq pt

### 🔍 Page 33

Ink	Percentage	Surface
Black	4.88%	17715 sq pt
Total	4.88%	17715 sq pt

### 🔍 Page 34

Ink	Percentage	Surface
Black	5.85%	21221 sq pt
Total	5.85%	21221 sq pt

### 🔍 Page 35

Ink	Percentage	Surface
Black	5.06%	18368 sq pt
Total	5.06%	18368 sq pt

### 🔍 Page 36

Ink	Percentage	Surface
Black	5.18%	18801 sq pt
Total	5.18%	18801 sq pt

### 🔍 Page 37

Ink	Percentage	Surface
Black	5.31%	19255 sq pt
Total	5.31%	19255 sq pt

### 🔍 Page 38

Ink	Percentage	Surface
Black	5.08%	18427 sq pt
Total	5.08%	18427 sq pt

### 🔍 Page 39

Ink	Percentage	Surface
-----	------------	---------



## Ink Information

Black	9.54%	34623 sq pt
Total	9.54%	34623 sq pt

### Page 40

Ink	Percentage	Surface
Black	5%	18137 sq pt
Total	5%	18137 sq pt

### Page 41

Ink	Percentage	Surface
Black	4.24%	15371 sq pt
Total	4.24%	15371 sq pt

### Page 42

Ink	Percentage	Surface
Black	5.37%	19479 sq pt
Total	5.37%	19479 sq pt

### Page 43

Ink	Percentage	Surface
Black	5.18%	18789 sq pt
Total	5.18%	18789 sq pt

### Page 44

Ink	Percentage	Surface
Black	5.4%	19579 sq pt
Total	5.4%	19579 sq pt

### Page 45

Ink	Percentage	Surface
Black	3.69%	13385 sq pt
Total	3.69%	13385 sq pt

### Page 46

Ink	Percentage	Surface
Black	4.85%	17601 sq pt
Total	4.85%	17601 sq pt



### 🔍 Page 47

Ink	Percentage	Surface
Black	5.36%	19441 sq pt
Total	5.36%	19441 sq pt

### 🔍 Page 48

Ink	Percentage	Surface
Black	5.29%	19181 sq pt
Total	5.29%	19181 sq pt

### 🔍 Page 49

Ink	Percentage	Surface
Black	5.27%	19136 sq pt
Total	5.27%	19136 sq pt

### 🔍 Page 50

Ink	Percentage	Surface
Black	4.93%	17889 sq pt
Total	4.93%	17889 sq pt

### 🔍 Page 51

Ink	Percentage	Surface
Black	5.39%	19561 sq pt
Total	5.39%	19561 sq pt

### 🔍 Page 52

Ink	Percentage	Surface
Black	4.87%	17672 sq pt
Total	4.87%	17672 sq pt

### 🔍 Page 53

Ink	Percentage	Surface
Black	4.93%	17888 sq pt
Total	4.93%	17888 sq pt

### 🔍 Page 54

Ink	Percentage	Surface
-----	------------	---------





Black	4.89%	17754 sq pt
Total	4.89%	17754 sq pt

### Page 55

Ink	Percentage	Surface
Black	4.71%	17095 sq pt
Total	4.71%	17095 sq pt

### Page 56

Ink	Percentage	Surface
Black	6%	21779 sq pt
Total	6%	21779 sq pt

### Page 57

Ink	Percentage	Surface
Black	2.13%	7739 sq pt
Total	2.13%	7739 sq pt

### Page 59

Ink	Percentage	Surface
Black	4.88%	17693 sq pt
Total	4.88%	17693 sq pt

### Page 60

Ink	Percentage	Surface
Black	4.45%	16158 sq pt
Total	4.45%	16158 sq pt

### Page 61

Ink	Percentage	Surface
Black	3.68%	13359 sq pt
Total	3.68%	13359 sq pt

### Page 62

Ink	Percentage	Surface
Black	4.94%	17910 sq pt
Total	4.94%	17910 sq pt



### 🔍 Page 63

Ink	Percentage	Surface
Black	4.69%	17022 sq pt
Total	4.69%	17022 sq pt

### 🔍 Page 64

Ink	Percentage	Surface
Black	3.12%	11309 sq pt
Total	3.12%	11309 sq pt

### 🔍 Page 65

Ink	Percentage	Surface
Black	3.55%	12867 sq pt
Total	3.55%	12867 sq pt

### 🔍 Page 66

Ink	Percentage	Surface
Black	4.69%	17016 sq pt
Total	4.69%	17016 sq pt

### 🔍 Page 67

Ink	Percentage	Surface
Black	5%	18145 sq pt
Total	5%	18145 sq pt

### 🔍 Page 68

Ink	Percentage	Surface
Black	4.01%	14562 sq pt
Total	4.01%	14562 sq pt

### 🔍 Page 69

Ink	Percentage	Surface
Black	4.6%	16679 sq pt
Total	4.6%	16679 sq pt

### 🔍 Page 70

Ink	Percentage	Surface
-----	------------	---------



Black	5.19%	18824 sq pt
Total	5.19%	18824 sq pt

### Page 71

Ink	Percentage	Surface
Black	1.93%	6999 sq pt
Total	1.93%	6999 sq pt

### Page 73

Ink	Percentage	Surface
Black	4.35%	15782 sq pt
Total	4.35%	15782 sq pt

### Page 74

Ink	Percentage	Surface
Black	4.83%	17533 sq pt
Total	4.83%	17533 sq pt

### Page 75

Ink	Percentage	Surface
Black	5%	18158 sq pt
Total	5%	18158 sq pt

### Page 76

Ink	Percentage	Surface
Black	4.73%	17165 sq pt
Total	4.73%	17165 sq pt

### Page 77

Ink	Percentage	Surface
Black	4.05%	14714 sq pt
Total	4.05%	14714 sq pt

### Page 78

Ink	Percentage	Surface
Black	4.89%	17753 sq pt
Total	4.89%	17753 sq pt



### 🔍 Page 79

Ink	Percentage	Surface
Black	4.47%	16228 sq pt
Total	4.47%	16228 sq pt

### 🔍 Page 80

Ink	Percentage	Surface
Black	4.84%	17577 sq pt
Total	4.84%	17577 sq pt

### 🔍 Page 81

Ink	Percentage	Surface
Black	5.83%	21154 sq pt
Total	5.83%	21154 sq pt

### 🔍 Page 82

Ink	Percentage	Surface
Black	8.69%	31535 sq pt
Total	8.69%	31535 sq pt

### 🔍 Page 83

Ink	Percentage	Surface
Black	5.1%	18521 sq pt
Total	5.1%	18521 sq pt

### 🔍 Page 84

Ink	Percentage	Surface
Black	4.29%	15578 sq pt
Total	4.29%	15578 sq pt

### 🔍 Page 85

Ink	Percentage	Surface
Black	4.05%	14684 sq pt
Total	4.05%	14684 sq pt

### 🔍 Page 86

Ink	Percentage	Surface
-----	------------	---------



## Ink Information

Black	4.76%	17261 sq pt
Total	4.76%	17261 sq pt

### Page 87

Ink	Percentage	Surface
Black	4.7%	17064 sq pt
Total	4.7%	17064 sq pt

### Page 88

Ink	Percentage	Surface
Black	4.99%	18109 sq pt
Total	4.99%	18109 sq pt

### Page 89

Ink	Percentage	Surface
Black	4.8%	17423 sq pt
Total	4.8%	17423 sq pt

### Page 90

Ink	Percentage	Surface
Black	5.4%	19586 sq pt
Total	5.4%	19586 sq pt

### Page 91

Ink	Percentage	Surface
Black	4.75%	17238 sq pt
Total	4.75%	17238 sq pt

### Page 92

Ink	Percentage	Surface
Black	4.38%	15892 sq pt
Total	4.38%	15892 sq pt

### Page 93

Ink	Percentage	Surface
Black	6.82%	24736 sq pt
Total	6.82%	24736 sq pt



### 🔍 Page 94

Ink	Percentage	Surface
Black	6.85%	24872 sq pt
Total	6.85%	24872 sq pt

### 🔍 Page 95

Ink	Percentage	Surface
Black	5.42%	19652 sq pt
Total	5.42%	19652 sq pt

### 🔍 Page 97

Ink	Percentage	Surface
Black	5.49%	19918 sq pt
Total	5.49%	19918 sq pt

### 🔍 Page 98

Ink	Percentage	Surface
Black	5.36%	19455 sq pt
Total	5.36%	19455 sq pt

### 🔍 Page 99

Ink	Percentage	Surface
Black	5.77%	20939 sq pt
Total	5.77%	20939 sq pt

### 🔍 Page 100

Ink	Percentage	Surface
Black	5.96%	21619 sq pt
Total	5.96%	21619 sq pt

### 🔍 Page 101

Ink	Percentage	Surface
Black	4.5%	16340 sq pt
Total	4.5%	16340 sq pt

### 🔍 Page 102

Ink	Percentage	Surface
-----	------------	---------



Black	5.86%	21272 sq pt
Total	5.86%	21272 sq pt

### Page 103

Ink	Percentage	Surface
Black	3.88%	14077 sq pt
Total	3.88%	14077 sq pt

### Page 104

Ink	Percentage	Surface
Black	7.11%	25805 sq pt
Total	7.11%	25805 sq pt

### Page 105

Ink	Percentage	Surface
Black	4.24%	15381 sq pt
Total	4.24%	15381 sq pt

### Page 106

Ink	Percentage	Surface
Black	7.25%	26309 sq pt
Total	7.25%	26309 sq pt

### Page 107

Ink	Percentage	Surface
Black	6.44%	23356 sq pt
Total	6.44%	23356 sq pt

### Page 108

Ink	Percentage	Surface
Black	5.98%	21715 sq pt
Total	5.98%	21715 sq pt

### Page 109

Ink	Percentage	Surface
Black	7.97%	28917 sq pt
Total	7.97%	28917 sq pt



### Page 110

Ink	Percentage	Surface
Black	4.92%	17850 sq pt
Total	4.92%	17850 sq pt

### Page 111

Ink	Percentage	Surface
Black	4.82%	17489 sq pt
Total	4.82%	17489 sq pt

### Page 112

Ink	Percentage	Surface
Black	5.95%	21573 sq pt
Total	5.95%	21573 sq pt

### Page 113

Ink	Percentage	Surface
Black	6.66%	24154 sq pt
Total	6.66%	24154 sq pt

### Page 115

Ink	Percentage	Surface
Black	5.11%	18535 sq pt
Total	5.11%	18535 sq pt

### Page 116

Ink	Percentage	Surface
Black	5.32%	19312 sq pt
Total	5.32%	19312 sq pt

### Page 117

Ink	Percentage	Surface
Black	3.57%	12942 sq pt
Total	3.57%	12942 sq pt

### Page 118

Ink	Percentage	Surface
-----	------------	---------





## Ink Information

Black	3.7%	13429 sq pt
Total	3.7%	13429 sq pt

### Page 119

Ink	Percentage	Surface
Cyan	0.95%	3446 sq pt
Magenta	0.79%	2865 sq pt
Yellow	0.75%	2704 sq pt
Black	4.46%	16182 sq pt
Total	6.94%	25197 sq pt

### Page 120

Ink	Percentage	Surface
Black	4.66%	16895 sq pt
Total	4.66%	16895 sq pt

### Page 121

Ink	Percentage	Surface
Black	4.02%	14601 sq pt
Total	4.02%	14601 sq pt

### Page 122

Ink	Percentage	Surface
Black	4.45%	16132 sq pt
Total	4.45%	16132 sq pt

### Page 123

Ink	Percentage	Surface
Black	4.68%	16973 sq pt
Total	4.68%	16973 sq pt

### Page 124

Ink	Percentage	Surface
Black	3.85%	13988 sq pt
Total	3.85%	13988 sq pt

### Page 125

**Ink**

Black

**Percentage**

4.31%

**Surface**

15638 sq pt

Total

4.31%

15638 sq pt

**Page 126****Ink**

Black

**Percentage**

4.48%

**Surface**

16259 sq pt

Total

4.48%

16259 sq pt

**Page 127****Ink**

Black

**Percentage**

6.02%

**Surface**

21863 sq pt

Total

6.02%

21863 sq pt

**Page 128****Ink**

Black

**Percentage**

3.91%

**Surface**

14204 sq pt

Total

3.91%

14204 sq pt

**Page 129****Ink**

Black

**Percentage**

4.05%

**Surface**

14682 sq pt

Total

4.05%

14682 sq pt

**Page 130****Ink**

Black

**Percentage**

4.8%

**Surface**

17425 sq pt

Total

4.8%

17425 sq pt

**Page 131****Ink**

Black

**Percentage**

4.02%

**Surface**

14586 sq pt

Total

4.02%

14586 sq pt

**Page 132****Ink**

Black

**Percentage**

4.3%

**Surface**

15605 sq pt



## Ink Information

Total	4.3%	15605 sq pt
-------	------	-------------

### Page 133

<b>Ink</b>	<b>Percentage</b>	<b>Surface</b>
Black	5.09%	18455 sq pt
Total	5.09%	18455 sq pt

### Page 135

<b>Ink</b>	<b>Percentage</b>	<b>Surface</b>
Black	4.9%	17771 sq pt
Total	4.9%	17771 sq pt

### Page 136

<b>Ink</b>	<b>Percentage</b>	<b>Surface</b>
Black	5.9%	21397 sq pt
Total	5.9%	21397 sq pt

### Page 137

<b>Ink</b>	<b>Percentage</b>	<b>Surface</b>
Black	10.41%	37775 sq pt
Total	10.41%	37775 sq pt

### Page 138

<b>Ink</b>	<b>Percentage</b>	<b>Surface</b>
Black	8.35%	30315 sq pt
Total	8.35%	30315 sq pt

### Page 139

<b>Ink</b>	<b>Percentage</b>	<b>Surface</b>
Black	5.44%	19752 sq pt
Total	5.44%	19752 sq pt

### Page 140

<b>Ink</b>	<b>Percentage</b>	<b>Surface</b>
Black	3.96%	14370 sq pt
Total	3.96%	14370 sq pt



### 🔍 Page 141

Ink	Percentage	Surface
Black	5.91%	21435 sq pt
Total	5.91%	21435 sq pt

### 🔍 Page 142

Ink	Percentage	Surface
Black	5.33%	19345 sq pt
Total	5.33%	19345 sq pt

### 🔍 Page 143

Ink	Percentage	Surface
Black	5.69%	20636 sq pt
Total	5.69%	20636 sq pt

### 🔍 Page 144

Ink	Percentage	Surface
Black	5.23%	18980 sq pt
Total	5.23%	18980 sq pt

### 🔍 Page 145

Ink	Percentage	Surface
Black	5.69%	20641 sq pt
Total	5.69%	20641 sq pt

### 🔍 Page 146

Ink	Percentage	Surface
Black	4.35%	15785 sq pt
Total	4.35%	15785 sq pt

### 🔍 Page 147

Ink	Percentage	Surface
Black	5.4%	19600 sq pt
Total	5.4%	19600 sq pt

### 🔍 Page 148

Ink	Percentage	Surface
-----	------------	---------



## Ink Information

Black	5.22%	18945 sq pt
Total	5.22%	18945 sq pt

### Page 149

Ink	Percentage	Surface
Black	5.78%	20968 sq pt
Total	5.78%	20968 sq pt

### Page 150

Ink	Percentage	Surface
Black	3.85%	13986 sq pt
Total	3.85%	13986 sq pt

### Page 151

Ink	Percentage	Surface
Black	5.56%	20190 sq pt
Total	5.56%	20190 sq pt

### Page 152

Ink	Percentage	Surface
Black	5.37%	19475 sq pt
Total	5.37%	19475 sq pt

### Page 153

Ink	Percentage	Surface
Black	5.38%	19536 sq pt
Total	5.38%	19536 sq pt

### Page 154

Ink	Percentage	Surface
Black	5.29%	19208 sq pt
Total	5.29%	19208 sq pt

### Page 155

Ink	Percentage	Surface
Black	5.38%	19519 sq pt
Total	5.38%	19519 sq pt



### Page 156

Ink	Percentage	Surface
Black	5.22%	18925 sq pt
Total	5.22%	18925 sq pt

### Page 157

Ink	Percentage	Surface
Black	6.16%	22350 sq pt
Total	6.16%	22350 sq pt

### Page 158

Ink	Percentage	Surface
Black	6.49%	23539 sq pt
Total	6.49%	23539 sq pt

### Page 159

Ink	Percentage	Surface
Black	2.11%	7647 sq pt
Total	2.11%	7647 sq pt

### Page 161

Ink	Percentage	Surface
Black	5.09%	18480 sq pt
Total	5.09%	18480 sq pt

### Page 162

Ink	Percentage	Surface
Black	5.71%	20713 sq pt
Total	5.71%	20713 sq pt

### Page 163

Ink	Percentage	Surface
Black	3.91%	14187 sq pt
Total	3.91%	14187 sq pt

### Page 164

Ink	Percentage	Surface
-----	------------	---------



## Ink Information

Black	3.94%	14283 sq pt
Total	3.94%	14283 sq pt

### Page 165

Ink	Percentage	Surface
Black	6.98%	25323 sq pt
Total	6.98%	25323 sq pt

### Page 166

Ink	Percentage	Surface
Black	5.37%	19493 sq pt
Total	5.37%	19493 sq pt

### Page 167

Ink	Percentage	Surface
Black	3.88%	14081 sq pt
Total	3.88%	14081 sq pt

### Page 168

Ink	Percentage	Surface
Black	5.45%	19779 sq pt
Total	5.45%	19779 sq pt

### Page 169

Ink	Percentage	Surface
Black	5.37%	19476 sq pt
Total	5.37%	19476 sq pt

### Page 170

Ink	Percentage	Surface
Black	5.32%	19300 sq pt
Total	5.32%	19300 sq pt

### Page 171

Ink	Percentage	Surface
Black	5.15%	18700 sq pt
Total	5.15%	18700 sq pt



### 🔍 Page 172

Ink	Percentage	Surface
Black	5.41%	19649 sq pt
Total	5.41%	19649 sq pt

### 🔍 Page 173

Ink	Percentage	Surface
Black	5.89%	21369 sq pt
Total	5.89%	21369 sq pt

### 🔍 Page 174

Ink	Percentage	Surface
Black	5.21%	18891 sq pt
Total	5.21%	18891 sq pt

### 🔍 Page 175

Ink	Percentage	Surface
Black	5.65%	20492 sq pt
Total	5.65%	20492 sq pt

### 🔍 Page 176

Ink	Percentage	Surface
Black	4.54%	16458 sq pt
Total	4.54%	16458 sq pt

### 🔍 Page 177

Ink	Percentage	Surface
Black	5.28%	19160 sq pt
Total	5.28%	19160 sq pt

### 🔍 Page 178

Ink	Percentage	Surface
Black	3.77%	13695 sq pt
Total	3.77%	13695 sq pt

### 🔍 Page 179

Ink	Percentage	Surface
-----	------------	---------





Black	5.34%	19375 sq pt
Total	5.34%	19375 sq pt

### Page 180

Ink	Percentage	Surface
Black	4.72%	17110 sq pt
Total	4.72%	17110 sq pt

### Page 181

Ink	Percentage	Surface
Black	5.48%	19877 sq pt
Total	5.48%	19877 sq pt

### Page 182

Ink	Percentage	Surface
Black	4.81%	17470 sq pt
Total	4.81%	17470 sq pt

### Page 183

Ink	Percentage	Surface
Black	4.39%	15919 sq pt
Total	4.39%	15919 sq pt

### Page 184

Ink	Percentage	Surface
Black	5.7%	20680 sq pt
Total	5.7%	20680 sq pt

### Page 185

Ink	Percentage	Surface
Black	5.13%	18611 sq pt
Total	5.13%	18611 sq pt

### Page 187

Ink	Percentage	Surface
Black	0.45%	1634 sq pt
Total	0.45%	1634 sq pt



### Page 189

Ink	Percentage	Surface
Black	5.07%	18391 sq pt
Total	5.07%	18391 sq pt

### Page 190

Ink	Percentage	Surface
Black	5.66%	20544 sq pt
Total	5.66%	20544 sq pt

### Page 191

Ink	Percentage	Surface
Cyan	1.43%	5184 sq pt
Magenta	1.31%	4754 sq pt
Yellow	0.75%	2722 sq pt
Black	4.47%	16228 sq pt
Total	7.96%	28888 sq pt

### Page 192

Ink	Percentage	Surface
Cyan	1.21%	4408 sq pt
Magenta	2.63%	9552 sq pt
Yellow	2.71%	9832 sq pt
Black	2.32%	8409 sq pt
Total	8.87%	32201 sq pt

### Page 193

Ink	Percentage	Surface
Black	4.95%	17946 sq pt
Total	4.95%	17946 sq pt

### Page 194

Ink	Percentage	Surface
Cyan	4.71%	17100 sq pt
Magenta	5.32%	19288 sq pt
Yellow	3.09%	11212 sq pt
Black	3.14%	11406 sq pt
Total	16.26%	59005 sq pt



### Page 195

Ink	Percentage	Surface
Black	5.96%	21634 sq pt
Total	5.96%	21634 sq pt

### Page 196

Ink	Percentage	Surface
Black	4.89%	17751 sq pt
Total	4.89%	17751 sq pt

### Page 197

Ink	Percentage	Surface
Black	4.51%	16363 sq pt
Total	4.51%	16363 sq pt

### Page 198

Ink	Percentage	Surface
Black	4.93%	17882 sq pt
Total	4.93%	17882 sq pt

### Page 199

Ink	Percentage	Surface
Black	4.53%	16431 sq pt
Total	4.53%	16431 sq pt

### Page 200

Ink	Percentage	Surface
Black	4.41%	16013 sq pt
Total	4.41%	16013 sq pt

### Page 201

Ink	Percentage	Surface
Black	4.54%	16486 sq pt
Total	4.54%	16486 sq pt

### Page 202

Ink	Percentage	Surface
-----	------------	---------



Black	4.45%	16136 sq pt
Total	4.45%	16136 sq pt

### Page 203

Ink	Percentage	Surface
Black	4.83%	17518 sq pt
Total	4.83%	17518 sq pt

### Page 204

Ink	Percentage	Surface
Black	11.52%	41814 sq pt
Total	11.52%	41814 sq pt

### Page 205

Ink	Percentage	Surface
Black	13%	47171 sq pt
Total	13%	47171 sq pt

### Page 206

Ink	Percentage	Surface
Black	4.82%	17473 sq pt
Total	4.82%	17473 sq pt

### Page 207

Ink	Percentage	Surface
Black	7.31%	26534 sq pt
Total	7.31%	26534 sq pt

### Page 208

Ink	Percentage	Surface
Black	4.09%	14837 sq pt
Total	4.09%	14837 sq pt

### Page 209

Ink	Percentage	Surface
Black	4.47%	16218 sq pt
Total	4.47%	16218 sq pt



### Page 210

Ink	Percentage	Surface
Black	4.28%	15517 sq pt
Total	4.28%	15517 sq pt

### Page 211

Ink	Percentage	Surface
Black	4.4%	15951 sq pt
Total	4.4%	15951 sq pt

### Page 212

Ink	Percentage	Surface
Black	4.72%	17137 sq pt
Total	4.72%	17137 sq pt

### Page 213

Ink	Percentage	Surface
Black	4.33%	15713 sq pt
Total	4.33%	15713 sq pt

### Page 214

Ink	Percentage	Surface
Black	4.41%	15992 sq pt
Total	4.41%	15992 sq pt

### Page 215

Ink	Percentage	Surface
Black	4.53%	16451 sq pt
Total	4.53%	16451 sq pt

### Page 216

Ink	Percentage	Surface
Black	4.49%	16306 sq pt
Total	4.49%	16306 sq pt

### Page 217

Ink	Percentage	Surface
-----	------------	---------



Black	4.4%	15951 sq pt
Total	4.4%	15951 sq pt

### Page 218

Ink	Percentage	Surface
Black	4.88%	17721 sq pt
Total	4.88%	17721 sq pt

### Page 219

Ink	Percentage	Surface
Black	4.71%	17094 sq pt
Total	4.71%	17094 sq pt

### Page 220

Ink	Percentage	Surface
Black	4.24%	15374 sq pt
Total	4.24%	15374 sq pt

### Page 221

Ink	Percentage	Surface
Black	5.98%	21688 sq pt
Total	5.98%	21688 sq pt

### Page 223

Ink	Percentage	Surface
Black	4.61%	16727 sq pt
Total	4.61%	16727 sq pt

### Page 224

Ink	Percentage	Surface
Black	4.94%	17930 sq pt
Total	4.94%	17930 sq pt

### Page 225

Ink	Percentage	Surface
Black	4.24%	15398 sq pt
Total	4.24%	15398 sq pt



### 🔍 Page 226

Ink	Percentage	Surface
Black	4.33%	15706 sq pt
Total	4.33%	15706 sq pt

### 🔍 Page 227

Ink	Percentage	Surface
Black	4.64%	16847 sq pt
Total	4.64%	16847 sq pt

### 🔍 Page 228

Ink	Percentage	Surface
Black	5.07%	18414 sq pt
Total	5.07%	18414 sq pt

### 🔍 Page 229

Ink	Percentage	Surface
Black	4.49%	16295 sq pt
Total	4.49%	16295 sq pt

### 🔍 Page 230

Ink	Percentage	Surface
Black	4.27%	15502 sq pt
Total	4.27%	15502 sq pt

### 🔍 Page 231

Ink	Percentage	Surface
Black	4.32%	15668 sq pt
Total	4.32%	15668 sq pt

### 🔍 Page 232

Ink	Percentage	Surface
Black	4.12%	14943 sq pt
Total	4.12%	14943 sq pt

### 🔍 Page 233

Ink	Percentage	Surface
-----	------------	---------



## Ink Information

Black	4.49%	16282 sq pt
Total	4.49%	16282 sq pt

### Page 234

Ink	Percentage	Surface
Black	3.91%	14199 sq pt
Total	3.91%	14199 sq pt

### Page 235

Ink	Percentage	Surface
Black	4.84%	17550 sq pt
Total	4.84%	17550 sq pt

### Page 236

Ink	Percentage	Surface
Black	5.73%	20805 sq pt
Total	5.73%	20805 sq pt

### Page 237

Ink	Percentage	Surface
Black	3.33%	12081 sq pt
Total	3.33%	12081 sq pt

### Page 238

Ink	Percentage	Surface
Black	11.54%	41890 sq pt
Total	11.54%	41890 sq pt

### Page 239

Ink	Percentage	Surface
Black	10.57%	38350 sq pt
Total	10.57%	38350 sq pt

### Page 240

Ink	Percentage	Surface
Black	10.38%	37679 sq pt
Total	10.38%	37679 sq pt





### Page 241

Ink	Percentage	Surface
Black	5.47%	19862 sq pt
Total	5.47%	19862 sq pt

### Page 242

Ink	Percentage	Surface
Black	4.41%	15996 sq pt
Total	4.41%	15996 sq pt

### Page 243

Ink	Percentage	Surface
Black	5.75%	20857 sq pt
Total	5.75%	20857 sq pt

### Page 244

Ink	Percentage	Surface
Black	3.69%	13398 sq pt
Total	3.69%	13398 sq pt

### Page 245

Ink	Percentage	Surface
Black	5.71%	20712 sq pt
Total	5.71%	20712 sq pt

### Page 246

Ink	Percentage	Surface
Black	5.12%	18565 sq pt
Total	5.12%	18565 sq pt

### Page 247

Ink	Percentage	Surface
Black	2.78%	10097 sq pt
Total	2.78%	10097 sq pt

### Page 248

Ink	Percentage	Surface
-----	------------	---------



## Ink Information

Black	4.58%	16625 sq pt
Total	4.58%	16625 sq pt

### Page 249

Ink	Percentage	Surface
Black	4.29%	15550 sq pt
Total	4.29%	15550 sq pt

### Page 250

Ink	Percentage	Surface
Black	4.41%	15996 sq pt
Total	4.41%	15996 sq pt

### Page 251

Ink	Percentage	Surface
Black	4.15%	15059 sq pt
Total	4.15%	15059 sq pt

### Page 252

Ink	Percentage	Surface
Black	4.27%	15495 sq pt
Total	4.27%	15495 sq pt

### Page 253

Ink	Percentage	Surface
Black	4.48%	16271 sq pt
Total	4.48%	16271 sq pt

### Page 254

Ink	Percentage	Surface
Black	4.78%	17328 sq pt
Total	4.78%	17328 sq pt

### Page 255

Ink	Percentage	Surface
Black	4.29%	15579 sq pt
Total	4.29%	15579 sq pt



### Page 256

Ink	Percentage	Surface
Black	4.59%	16652 sq pt
Total	4.59%	16652 sq pt

### Page 257

Ink	Percentage	Surface
Black	5.48%	19889 sq pt
Total	5.48%	19889 sq pt

### Page 258

Ink	Percentage	Surface
Black	1.08%	3919 sq pt
Total	1.08%	3919 sq pt

### Page 259

Ink	Percentage	Surface
Black	0.47%	1701 sq pt
Total	0.47%	1701 sq pt

### Page 261

Ink	Percentage	Surface
Black	4.88%	17709 sq pt
Total	4.88%	17709 sq pt

### Page 262

Ink	Percentage	Surface
Black	5.03%	18246 sq pt
Total	5.03%	18246 sq pt

### Page 263

Ink	Percentage	Surface
Black	4.76%	17274 sq pt
Total	4.76%	17274 sq pt

### Page 264

Ink	Percentage	Surface
-----	------------	---------



Black	4.13%	15000 sq pt
Total	4.13%	15000 sq pt

### Page 265

Ink	Percentage	Surface
Black	4.08%	14794 sq pt
Total	4.08%	14794 sq pt

### Page 266

Ink	Percentage	Surface
Black	4.94%	17914 sq pt
Total	4.94%	17914 sq pt

### Page 267

Ink	Percentage	Surface
Black	3.63%	13174 sq pt
Total	3.63%	13174 sq pt

### Page 268

Ink	Percentage	Surface
Black	3.91%	14202 sq pt
Total	3.91%	14202 sq pt

### Page 269

Ink	Percentage	Surface
Black	4.78%	17344 sq pt
Total	4.78%	17344 sq pt

### Page 270

Ink	Percentage	Surface
Black	4.54%	16459 sq pt
Total	4.54%	16459 sq pt

### Page 271

Ink	Percentage	Surface
Black	4.56%	16536 sq pt
Total	4.56%	16536 sq pt



### 🔍 Page 272

Ink	Percentage	Surface
Black	5.29%	19190 sq pt
Total	5.29%	19190 sq pt

### 🔍 Page 273

Ink	Percentage	Surface
Black	8.5%	30852 sq pt
Total	8.5%	30852 sq pt

### 🔍 Page 274

Ink	Percentage	Surface
Black	5.91%	21431 sq pt
Total	5.91%	21431 sq pt

### 🔍 Page 275

Ink	Percentage	Surface
Black	4.26%	15471 sq pt
Total	4.26%	15471 sq pt

### 🔍 Page 276

Ink	Percentage	Surface
Black	4.02%	14605 sq pt
Total	4.02%	14605 sq pt

### 🔍 Page 277

Ink	Percentage	Surface
Black	4.12%	14962 sq pt
Total	4.12%	14962 sq pt

### 🔍 Page 278

Ink	Percentage	Surface
Black	5.73%	20808 sq pt
Total	5.73%	20808 sq pt

### 🔍 Page 279

Ink	Percentage	Surface
-----	------------	---------



## Ink Information

Black	2.79%	10115 sq pt
Total	2.79%	10115 sq pt

### Page 281

Ink	Percentage	Surface
Black	5.82%	21124 sq pt
Total	5.82%	21124 sq pt

### Page 282

Ink	Percentage	Surface
Black	7.12%	25834 sq pt
Total	7.12%	25834 sq pt

### Page 283

Ink	Percentage	Surface
Black	3.97%	14407 sq pt
Total	3.97%	14407 sq pt

### Page 284

Ink	Percentage	Surface
Black	5.61%	20367 sq pt
Total	5.61%	20367 sq pt

### Page 285

Ink	Percentage	Surface
Black	6%	21768 sq pt
Total	6%	21768 sq pt

### Page 286

Ink	Percentage	Surface
Black	5.01%	18187 sq pt
Total	5.01%	18187 sq pt

### Page 287

Ink	Percentage	Surface
Black	3.55%	12896 sq pt
Total	3.55%	12896 sq pt



### 🔍 Page 288

Ink	Percentage	Surface
Black	4.26%	15460 sq pt
Total	4.26%	15460 sq pt

### 🔍 Page 289

Ink	Percentage	Surface
Black	4.14%	15032 sq pt
Total	4.14%	15032 sq pt

### 🔍 Page 290

Ink	Percentage	Surface
Black	5.09%	18467 sq pt
Total	5.09%	18467 sq pt

### 🔍 Page 291

Ink	Percentage	Surface
Black	5.52%	20031 sq pt
Total	5.52%	20031 sq pt

### 🔍 Page 292

Ink	Percentage	Surface
Black	3.61%	13092 sq pt
Total	3.61%	13092 sq pt

### 🔍 Page 293

Ink	Percentage	Surface
Black	4.15%	15053 sq pt
Total	4.15%	15053 sq pt

### 🔍 Page 294

Ink	Percentage	Surface
Black	4.96%	17985 sq pt
Total	4.96%	17985 sq pt

### 🔍 Page 295

Ink	Percentage	Surface
-----	------------	---------



Black	4.7%	17053 sq pt
Total	4.7%	17053 sq pt

### Page 296

Ink	Percentage	Surface
Black	4.93%	17878 sq pt
Total	4.93%	17878 sq pt

### Page 297

Ink	Percentage	Surface
Black	5%	18153 sq pt
Total	5%	18153 sq pt

### Page 298

Ink	Percentage	Surface
Black	4.9%	17794 sq pt
Total	4.9%	17794 sq pt

### Page 299

Ink	Percentage	Surface
Black	4.67%	16959 sq pt
Total	4.67%	16959 sq pt

### Page 300

Ink	Percentage	Surface
Black	4.76%	17284 sq pt
Total	4.76%	17284 sq pt

### Page 301

Ink	Percentage	Surface
Black	4.91%	17835 sq pt
Total	4.91%	17835 sq pt

### Page 302

Ink	Percentage	Surface
Black	4.81%	17445 sq pt
Total	4.81%	17445 sq pt





### 🔍 Page 303

Ink	Percentage	Surface
Black	4.9%	17774 sq pt
Total	4.9%	17774 sq pt

### 🔍 Page 304

Ink	Percentage	Surface
Black	4.63%	16786 sq pt
Total	4.63%	16786 sq pt

### 🔍 Page 305

Ink	Percentage	Surface
Black	4.84%	17564 sq pt
Total	4.84%	17564 sq pt

### 🔍 Page 306

Ink	Percentage	Surface
Black	4.15%	15051 sq pt
Total	4.15%	15051 sq pt

### 🔍 Page 307

Ink	Percentage	Surface
Black	6.08%	22071 sq pt
Total	6.08%	22071 sq pt

### 🔍 Page 309

Ink	Percentage	Surface
Black	4.58%	16613 sq pt
Total	4.58%	16613 sq pt

### 🔍 Page 310

Ink	Percentage	Surface
Black	5.58%	20260 sq pt
Total	5.58%	20260 sq pt

### 🔍 Page 311

Ink	Percentage	Surface
-----	------------	---------



## Ink Information

Black	5%	18142 sq pt
Total	5%	18142 sq pt

### Page 312

Ink	Percentage	Surface
Black	5.46%	19812 sq pt
Total	5.46%	19812 sq pt

### Page 313

Ink	Percentage	Surface
Black	4.88%	17691 sq pt
Total	4.88%	17691 sq pt

### Page 314

Ink	Percentage	Surface
Black	4.49%	16278 sq pt
Total	4.49%	16278 sq pt

### Page 315

Ink	Percentage	Surface
Black	4.55%	16515 sq pt
Total	4.55%	16515 sq pt

### Page 316

Ink	Percentage	Surface
Black	4.4%	15967 sq pt
Total	4.4%	15967 sq pt

### Page 317

Ink	Percentage	Surface
Black	6.79%	24650 sq pt
Total	6.79%	24650 sq pt

### Page 318

Ink	Percentage	Surface
Black	4.75%	17234 sq pt
Total	4.75%	17234 sq pt



### 🔍 Page 319

Ink	Percentage	Surface
Black	5.45%	19762 sq pt
Total	5.45%	19762 sq pt

### 🔍 Page 320

Ink	Percentage	Surface
Black	4.61%	16741 sq pt
Total	4.61%	16741 sq pt

### 🔍 Page 321

Ink	Percentage	Surface
Black	5.26%	19096 sq pt
Total	5.26%	19096 sq pt

### 🔍 Page 322

Ink	Percentage	Surface
Black	7.44%	26995 sq pt
Total	7.44%	26995 sq pt

### 🔍 Page 323

Ink	Percentage	Surface
Black	4.6%	16697 sq pt
Total	4.6%	16697 sq pt

### 🔍 Page 324

Ink	Percentage	Surface
Black	8.5%	30860 sq pt
Total	8.5%	30860 sq pt

### 🔍 Page 325

Ink	Percentage	Surface
Black	5.23%	18989 sq pt
Total	5.23%	18989 sq pt

### 🔍 Page 326

Ink	Percentage	Surface
-----	------------	---------



## Ink Information

Black	5.22%	18943 sq pt
Total	5.22%	18943 sq pt

### Page 327

Ink	Percentage	Surface
Black	3.99%	14485 sq pt
Total	3.99%	14485 sq pt

### Page 328

Ink	Percentage	Surface
Black	3.29%	11923 sq pt
Total	3.29%	11923 sq pt

### Page 329

Ink	Percentage	Surface
Black	4.09%	14844 sq pt
Total	4.09%	14844 sq pt

### Page 330

Ink	Percentage	Surface
Black	3.67%	13307 sq pt
Total	3.67%	13307 sq pt

### Page 331

Ink	Percentage	Surface
Black	4.16%	15092 sq pt
Total	4.16%	15092 sq pt

### Page 332

Ink	Percentage	Surface
Black	3.32%	12042 sq pt
Total	3.32%	12042 sq pt

### Page 333

Ink	Percentage	Surface
Black	4.57%	16568 sq pt
Total	4.57%	16568 sq pt



### Page 334

Ink	Percentage	Surface
Black	3.83%	13902 sq pt
Total	3.83%	13902 sq pt

### Page 335

Ink	Percentage	Surface
Black	4.44%	16115 sq pt
Total	4.44%	16115 sq pt

### Page 336

Ink	Percentage	Surface
Black	3.72%	13504 sq pt
Total	3.72%	13504 sq pt

### Page 337

Ink	Percentage	Surface
Black	3.74%	13562 sq pt
Total	3.74%	13562 sq pt

### Page 338

Ink	Percentage	Surface
Black	3.08%	11164 sq pt
Total	3.08%	11164 sq pt

### Page 339

Ink	Percentage	Surface
Black	4.2%	15238 sq pt
Total	4.2%	15238 sq pt

### Page 340

Ink	Percentage	Surface
Black	3.68%	13366 sq pt
Total	3.68%	13366 sq pt

### Page 341

Ink	Percentage	Surface
-----	------------	---------



## Ink Information

Black	3.36%	12185 sq pt
Total	3.36%	12185 sq pt

### Page 342

Ink	Percentage	Surface
Black	4.2%	15240 sq pt
Total	4.2%	15240 sq pt

### Page 343

Ink	Percentage	Surface
Black	3.85%	13985 sq pt
Total	3.85%	13985 sq pt

### Page 344

Ink	Percentage	Surface
Black	6.57%	23843 sq pt
Total	6.57%	23843 sq pt

### Page 345

Ink	Percentage	Surface
Black	6.64%	24101 sq pt
Total	6.64%	24101 sq pt

### Page 346

Ink	Percentage	Surface
Black	1.1%	4006 sq pt
Total	1.1%	4006 sq pt

### Page 347

Ink	Percentage	Surface
Black	4.89%	17739 sq pt
Total	4.89%	17739 sq pt

### Page 348

Ink	Percentage	Surface
Black	5.75%	20870 sq pt
Total	5.75%	20870 sq pt



### Page 349

Ink	Percentage	Surface
Black	4.7%	17055 sq pt
Total	4.7%	17055 sq pt

### Page 350

Ink	Percentage	Surface
Black	4.2%	15249 sq pt
Total	4.2%	15249 sq pt

### Page 351

Ink	Percentage	Surface
Black	4.13%	14989 sq pt
Total	4.13%	14989 sq pt

### Page 352

Ink	Percentage	Surface
Black	4.68%	16980 sq pt
Total	4.68%	16980 sq pt

### Page 353

Ink	Percentage	Surface
Black	5.27%	19140 sq pt
Total	5.27%	19140 sq pt

### Page 354

Ink	Percentage	Surface
Black	4.85%	17582 sq pt
Total	4.85%	17582 sq pt

### Page 355

Ink	Percentage	Surface
Black	3.89%	14117 sq pt
Total	3.89%	14117 sq pt

### Page 356

Ink	Percentage	Surface
-----	------------	---------



Black	5.21%	18913 sq pt
Total	5.21%	18913 sq pt

### Page 357

Ink	Percentage	Surface
Black	6.33%	22971 sq pt
Total	6.33%	22971 sq pt

### Page 358

Ink	Percentage	Surface
Black	6.17%	22391 sq pt
Total	6.17%	22391 sq pt

### Page 359

Ink	Percentage	Surface
Black	6.18%	22436 sq pt
Total	6.18%	22436 sq pt

### Page 360

Ink	Percentage	Surface
Black	4.7%	17047 sq pt
Total	4.7%	17047 sq pt

### Page 361

Ink	Percentage	Surface
Black	4.15%	15068 sq pt
Total	4.15%	15068 sq pt

### Page 362

Ink	Percentage	Surface
Black	6.67%	24213 sq pt
Total	6.67%	24213 sq pt

### Page 363

Ink	Percentage	Surface
Black	0.91%	3291 sq pt
Total	0.91%	3291 sq pt





### 🔍 Page 365

Ink	Percentage	Surface
Black	4.81%	17463 sq pt
Total	4.81%	17463 sq pt

### 🔍 Page 366

Ink	Percentage	Surface
Black	6.41%	23273 sq pt
Total	6.41%	23273 sq pt

### 🔍 Page 367

Ink	Percentage	Surface
Black	4.79%	17392 sq pt
Total	4.79%	17392 sq pt

### 🔍 Page 368

Ink	Percentage	Surface
Black	5.19%	18840 sq pt
Total	5.19%	18840 sq pt

### 🔍 Page 369

Ink	Percentage	Surface
Black	6.19%	22480 sq pt
Total	6.19%	22480 sq pt

### 🔍 Page 370

Ink	Percentage	Surface
Cyan	12.32%	44717 sq pt
Magenta	6.43%	23319 sq pt
Yellow	2.34%	8494 sq pt
Black	5.29%	19193 sq pt
Total	26.38%	95723 sq pt

### 🔍 Page 371

Ink	Percentage	Surface
Black	5.84%	21205 sq pt
Total	5.84%	21205 sq pt



### 🔍 Page 372

Ink	Percentage	Surface
Black	5.87%	21307 sq pt
Total	5.87%	21307 sq pt

### 🔍 Page 373

Ink	Percentage	Surface
Black	5.51%	20004 sq pt
Total	5.51%	20004 sq pt

### 🔍 Page 374

Ink	Percentage	Surface
Black	5.14%	18650 sq pt
Total	5.14%	18650 sq pt

### 🔍 Page 375

Ink	Percentage	Surface
Black	4.87%	17680 sq pt
Total	4.87%	17680 sq pt

### 🔍 Page 376

Ink	Percentage	Surface
Black	4.89%	17733 sq pt
Total	4.89%	17733 sq pt

### 🔍 Page 377

Ink	Percentage	Surface
Black	6.24%	22633 sq pt
Total	6.24%	22633 sq pt

### 🔍 Page 379

Ink	Percentage	Surface
Black	4.71%	17097 sq pt
Total	4.71%	17097 sq pt

### 🔍 Page 380

Ink	Percentage	Surface
-----	------------	---------



Black	4.94%	17922 sq pt
Total	4.94%	17922 sq pt

### Page 381

Ink	Percentage	Surface
Black	5.95%	21575 sq pt
Total	5.95%	21575 sq pt

### Page 382

Ink	Percentage	Surface
Black	5.01%	18164 sq pt
Total	5.01%	18164 sq pt

### Page 383

Ink	Percentage	Surface
Black	4.61%	16715 sq pt
Total	4.61%	16715 sq pt

### Page 384

Ink	Percentage	Surface
Black	4.33%	15714 sq pt
Total	4.33%	15714 sq pt

### Page 385

Ink	Percentage	Surface
Black	4.82%	17483 sq pt
Total	4.82%	17483 sq pt

### Page 386

Ink	Percentage	Surface
Black	5.13%	18610 sq pt
Total	5.13%	18610 sq pt

### Page 387

Ink	Percentage	Surface
Black	4.95%	17965 sq pt
Total	4.95%	17965 sq pt



### Page 388

Ink	Percentage	Surface
Black	5.27%	19125 sq pt
Total	5.27%	19125 sq pt

### Page 389

Ink	Percentage	Surface
Black	4.59%	16652 sq pt
Total	4.59%	16652 sq pt

### Page 390

Ink	Percentage	Surface
Black	5.12%	18563 sq pt
Total	5.12%	18563 sq pt

### Page 391

Ink	Percentage	Surface
Black	5.14%	18638 sq pt
Total	5.14%	18638 sq pt

### Page 392

Ink	Percentage	Surface
Black	4.66%	16924 sq pt
Total	4.66%	16924 sq pt

### Page 393

Ink	Percentage	Surface
Black	5.78%	20981 sq pt
Total	5.78%	20981 sq pt

### Page 394

Ink	Percentage	Surface
Black	3.87%	14033 sq pt
Total	3.87%	14033 sq pt

### Page 395

Ink	Percentage	Surface
-----	------------	---------



Black	5.04%	18290 sq pt
Total	5.04%	18290 sq pt

### Page 396

Ink	Percentage	Surface
Black	5.23%	18974 sq pt
Total	5.23%	18974 sq pt

### Page 397

Ink	Percentage	Surface
Black	5.35%	19418 sq pt
Total	5.35%	19418 sq pt

### Page 398

Ink	Percentage	Surface
Black	4.88%	17719 sq pt
Total	4.88%	17719 sq pt

### Page 399

Ink	Percentage	Surface
Black	4.65%	16885 sq pt
Total	4.65%	16885 sq pt

### Page 400

Ink	Percentage	Surface
Black	5.02%	18222 sq pt
Total	5.02%	18222 sq pt

### Page 401

Ink	Percentage	Surface
Black	6.62%	24030 sq pt
Total	6.62%	24030 sq pt

### Page 402

Ink	Percentage	Surface
Black	5.1%	18492 sq pt
Total	5.1%	18492 sq pt



### 🔍 Page 403

Ink	Percentage	Surface
Black	5.37%	19476 sq pt
Total	5.37%	19476 sq pt

### 🔍 Page 404

Ink	Percentage	Surface
Black	5.26%	19079 sq pt
Total	5.26%	19079 sq pt

### 🔍 Page 405

Ink	Percentage	Surface
Black	3.5%	12688 sq pt
Total	3.5%	12688 sq pt

### 🔍 Page 406

Ink	Percentage	Surface
Black	3.27%	11878 sq pt
Total	3.27%	11878 sq pt

### 🔍 Page 407

Ink	Percentage	Surface
Black	3.75%	13615 sq pt
Total	3.75%	13615 sq pt

### 🔍 Page 408

Ink	Percentage	Surface
Black	3.8%	13783 sq pt
Total	3.8%	13783 sq pt

### 🔍 Page 409

Ink	Percentage	Surface
Black	4.64%	16850 sq pt
Total	4.64%	16850 sq pt

### 🔍 Page 410

Ink	Percentage	Surface
-----	------------	---------



## Ink Information

Black	4.85%	17616 sq pt
Total	4.85%	17616 sq pt

### Page 411

Ink	Percentage	Surface
Black	4.43%	16069 sq pt
Total	4.43%	16069 sq pt

### Page 412

Ink	Percentage	Surface
Black	5.1%	18520 sq pt
Total	5.1%	18520 sq pt

### Page 413

Ink	Percentage	Surface
Black	5.46%	19805 sq pt
Total	5.46%	19805 sq pt

### Page 414

Ink	Percentage	Surface
Black	5.34%	19390 sq pt
Total	5.34%	19390 sq pt

### Page 415

Ink	Percentage	Surface
Black	5.04%	18306 sq pt
Total	5.04%	18306 sq pt

### Page 416

Ink	Percentage	Surface
Black	4.58%	16631 sq pt
Total	4.58%	16631 sq pt

### Page 417

Ink	Percentage	Surface
Black	4.82%	17492 sq pt
Total	4.82%	17492 sq pt



### Page 418

Ink	Percentage	Surface
Black	2.24%	8112 sq pt
Total	2.24%	8112 sq pt

### Page 419

Ink	Percentage	Surface
Black	0.97%	3515 sq pt
Total	0.97%	3515 sq pt

### Page 421

Ink	Percentage	Surface
Black	5.42%	19675 sq pt
Total	5.42%	19675 sq pt

### Page 422

Ink	Percentage	Surface
Black	5.57%	20215 sq pt
Total	5.57%	20215 sq pt

### Page 423

Ink	Percentage	Surface
Black	4.25%	15419 sq pt
Total	4.25%	15419 sq pt

### Page 424

Ink	Percentage	Surface
Black	5.52%	20042 sq pt
Total	5.52%	20042 sq pt

### Page 425

Ink	Percentage	Surface
Black	5.72%	20760 sq pt
Total	5.72%	20760 sq pt

### Page 426

Ink	Percentage	Surface
-----	------------	---------





## Ink Information

Black	5.6%	20332 sq pt
Total	5.6%	20332 sq pt

### Page 427

Ink	Percentage	Surface
Black	5.67%	20584 sq pt
Total	5.67%	20584 sq pt

### Page 428

Ink	Percentage	Surface
Black	5.53%	20058 sq pt
Total	5.53%	20058 sq pt

### Page 429

Ink	Percentage	Surface
Black	5.37%	19488 sq pt
Total	5.37%	19488 sq pt

### Page 430

Ink	Percentage	Surface
Black	4.55%	16497 sq pt
Total	4.55%	16497 sq pt

### Page 431

Ink	Percentage	Surface
Cyan	2.25%	8165 sq pt
Magenta	1.85%	6722 sq pt
Yellow	1.96%	7130 sq pt
Black	2.71%	9821 sq pt
Total	8.77%	31838 sq pt

### Page 432

Ink	Percentage	Surface
Cyan	2.73%	9904 sq pt
Magenta	2.24%	8125 sq pt
Yellow	2.39%	8669 sq pt
Black	1.47%	5351 sq pt
Total	8.83%	32049 sq pt



### Page 433

Ink	Percentage	Surface
Cyan	2.33%	8445 sq pt
Magenta	1.94%	7023 sq pt
Yellow	2.05%	7431 sq pt
Black	1.36%	4946 sq pt
Total	7.67%	27845 sq pt

### Page 434

Ink	Percentage	Surface
Cyan	2.02%	7314 sq pt
Magenta	1.94%	7035 sq pt
Yellow	2.14%	7772 sq pt
Black	1.5%	5428 sq pt
Total	7.59%	27549 sq pt

### Page 435

Ink	Percentage	Surface
Cyan	2.25%	8167 sq pt
Magenta	1.85%	6726 sq pt
Yellow	1.97%	7131 sq pt
Black	1.03%	3753 sq pt
Total	7.1%	25776 sq pt

### Page 436

Ink	Percentage	Surface
Black	3.23%	11713 sq pt
Total	3.23%	11713 sq pt

### Page 437

Ink	Percentage	Surface
Black	4.36%	15826 sq pt
Total	4.36%	15826 sq pt

### Page 438

Ink	Percentage	Surface
Black	4.88%	17706 sq pt
Total	4.88%	17706 sq pt



### Page 439

Ink	Percentage	Surface
Black	6.14%	22285 sq pt
Total	6.14%	22285 sq pt

### Page 440

Ink	Percentage	Surface
Black	6.71%	24337 sq pt
Total	6.71%	24337 sq pt

### Page 441

Ink	Percentage	Surface
Black	4.83%	17529 sq pt
Total	4.83%	17529 sq pt

### Page 442

Ink	Percentage	Surface
Black	5.07%	18392 sq pt
Total	5.07%	18392 sq pt

### Page 443

Ink	Percentage	Surface
Black	4.13%	14974 sq pt
Total	4.13%	14974 sq pt

### Page 444

Ink	Percentage	Surface
Black	4.69%	17011 sq pt
Total	4.69%	17011 sq pt

### Page 445

Ink	Percentage	Surface
Black	4.53%	16448 sq pt
Total	4.53%	16448 sq pt

### Page 446

Ink	Percentage	Surface
-----	------------	---------



Black	3.83%	13889 sq pt
Total	3.83%	13889 sq pt

### Page 447

Ink	Percentage	Surface
Black	3.52%	12756 sq pt
Total	3.52%	12756 sq pt

### Page 448

Ink	Percentage	Surface
Black	2.81%	10190 sq pt
Total	2.81%	10190 sq pt

### Page 449

Ink	Percentage	Surface
Black	4.92%	17844 sq pt
Total	4.92%	17844 sq pt

### Page 450

Ink	Percentage	Surface
Black	2.69%	9749 sq pt
Total	2.69%	9749 sq pt

### Page 451

Ink	Percentage	Surface
Black	2.11%	7652 sq pt
Total	2.11%	7652 sq pt

### Page 452

Ink	Percentage	Surface
Black	2.52%	9140 sq pt
Total	2.52%	9140 sq pt

### Page 453

Ink	Percentage	Surface
Black	2.36%	8580 sq pt
Total	2.36%	8580 sq pt



### 🔍 Page 454

Ink	Percentage	Surface
Black	4.17%	15146 sq pt
Total	4.17%	15146 sq pt

### 🔍 Page 455

Ink	Percentage	Surface
Black	3.46%	12570 sq pt
Total	3.46%	12570 sq pt

### 🔍 Page 456

Ink	Percentage	Surface
Black	5.18%	18800 sq pt
Total	5.18%	18800 sq pt

### 🔍 Page 457

Ink	Percentage	Surface
Black	2.15%	7786 sq pt
Total	2.15%	7786 sq pt

### 🔍 Page 459

Ink	Percentage	Surface
Black	4.75%	17236 sq pt
Total	4.75%	17236 sq pt

### 🔍 Page 460

Ink	Percentage	Surface
Black	5.11%	18535 sq pt
Total	5.11%	18535 sq pt

### 🔍 Page 461

Ink	Percentage	Surface
Black	4.37%	15844 sq pt
Total	4.37%	15844 sq pt

### 🔍 Page 462

Ink	Percentage	Surface
-----	------------	---------



## Ink Information

Black	2.86%	10388 sq pt
Total	2.86%	10388 sq pt

### Page 463

Ink	Percentage	Surface
Black	5.4%	19603 sq pt
Total	5.4%	19603 sq pt

### Page 464

Ink	Percentage	Surface
Black	4.69%	17009 sq pt
Total	4.69%	17009 sq pt

### Page 465

Ink	Percentage	Surface
Black	6.86%	24893 sq pt
Total	6.86%	24893 sq pt

### Page 466

Ink	Percentage	Surface
Black	5.53%	20061 sq pt
Total	5.53%	20061 sq pt

### Page 467

Ink	Percentage	Surface
Black	5.42%	19659 sq pt
Total	5.42%	19659 sq pt

### Page 468

Ink	Percentage	Surface
Black	4.58%	16623 sq pt
Total	4.58%	16623 sq pt

### Page 469

Ink	Percentage	Surface
Black	4.22%	15328 sq pt
Total	4.22%	15328 sq pt



### 🔍 Page 470

Ink	Percentage	Surface
Black	3.46%	12545 sq pt
Total	3.46%	12545 sq pt

### 🔍 Page 471

Ink	Percentage	Surface
Black	5.1%	18497 sq pt
Total	5.1%	18497 sq pt

### 🔍 Page 472

Ink	Percentage	Surface
Black	4.77%	17294 sq pt
Total	4.77%	17294 sq pt

### 🔍 Page 473

Ink	Percentage	Surface
Black	6.37%	23112 sq pt
Total	6.37%	23112 sq pt

### 🔍 Page 474

Ink	Percentage	Surface
Black	4.63%	16816 sq pt
Total	4.63%	16816 sq pt

### 🔍 Page 475

Ink	Percentage	Surface
Black	4.24%	15378 sq pt
Total	4.24%	15378 sq pt

### 🔍 Page 476

Ink	Percentage	Surface
Black	6.77%	24571 sq pt
Total	6.77%	24571 sq pt

### 🔍 Page 477

Ink	Percentage	Surface
-----	------------	---------



## Ink Information

Cyan	1.59%	5779 sq pt
Magenta	1.62%	5871 sq pt
Yellow	2.81%	10194 sq pt
Black	3.02%	10966 sq pt
Total	9.04%	32810 sq pt

### Page 478

Ink	Percentage	Surface
Black	3.51%	12744 sq pt
Total	3.51%	12744 sq pt

### Page 479

Ink	Percentage	Surface
Black	4.78%	17361 sq pt
Total	4.78%	17361 sq pt

### Page 480

Ink	Percentage	Surface
Black	4.82%	17478 sq pt
Total	4.82%	17478 sq pt

### Page 481

Ink	Percentage	Surface
Black	6.79%	24624 sq pt
Total	6.79%	24624 sq pt

### Page 482

Ink	Percentage	Surface
Black	4.09%	14828 sq pt
Total	4.09%	14828 sq pt

### Page 483

Ink	Percentage	Surface
Black	6.36%	23066 sq pt
Total	6.36%	23066 sq pt

### Page 484





## Ink Information

### Ink

Black

### Percentage

4.15%

### Surface

15067 sq pt

Total

4.15%

15067 sq pt

### Page 485

### Ink

Black

### Percentage

4.23%

### Surface

15332 sq pt

Total

4.23%

15332 sq pt

### Page 486

### Ink

Black

### Percentage

3.83%

### Surface

13896 sq pt

Total

3.83%

13896 sq pt



# enfocus PITSTOPSERVER



## Output Intents

### GTS\_PDFX

Output condition	ISO Coated v2 300% (ECI)
Output condition identifier	Custom
Additional information	ISO Coated v2 300% (ECI)
Destination output profile	ISO Coated v2 300% (ECI)