



### Warnings

- Page is empty inside trim box (7x on pages 2,6,12,18,802-804)
- \*\* Strong WARNING \*\*** Line weight is less than 0.0706 mm --> check if real line is not less than 0,2 pt (= 0,0706 mm) and is visible (6x on pages 310,424,431,434-435)
- Font AGaramondPro-Italic uses an artificial bold style --> please check if used font family includes the used font style originally i.e. BOLD (2x on page 681)
- Font Garamond-Italic-Identity-H, Symbol, SymbolMT, Univers-CondensedBold uses an artificial italic style --> please check if used font family includes the used font style originally i.e. BOLD (109x on pages 256...767)
- Font Garamond-Identity-H, Garamond-Italic-Identity-H is a composite font --> info message (1042x on pages 51...799)
- Text of 0.61...4.75 pt is less than 5 pt --> please check for legibility (306x on pages 118...737)
- Compression ratio of image is more than 15 --> please use correct jopotions (SpringerNature\_Print) (3x on pages 703-704,706)
- Gray (Separation) fonts are used (should be 100% black) --> gray fonts between 70 % and 84,9% are critical --> please check for wanted outcome (109x on pages 535,537,539,543-545,547,553)
- Media box origin is not at coordinates 0,0 (735x on pages 1-618,655-743,777-804)
- Graphic element overlaps page's safe type zone --> checks space between content text and trim box (4x on page 532)
- \*\* Strong WARNING \*\*** Objects close to the page edge have been found --> please check carefully and correct, if bleed is missing (2x on pages 655,692)



### Processing

Certified PDF status	Preflighted successfully
Preflight Profile	SpringerNature_Print_Books_V13_2016_10_06
Created by	Mark Rübsam / Klaus Rüschhoff
	Springer Nature
Pages processed	1-804
Application used to preflight	Enfocus PitStop Server 13 update 2 powered by Enfocus PitStop Library 13 update 2
Application used to create the report	Enfocus PitStop Library 13 update 2
Preflighted on	UTC: April 28, 2017 - 03:57:52 [ April 28, 2017 - 09:27:52 ]

### Document properties

Document Name	978-1-4899-7762-5_Book_PrintPDF.pdf
Number of pages	804
PDF Version	1.3
Creation Date	UTC: April 20, 2017 - 18:21:03 [ April 20, 2017 - 23:51:03 ]
Modification Date	UTC: April 28, 2017 - 03:48:24 [ April 28, 2017 - 09:18:24 ]
Producer	Acrobat Distiller 9.4.0(Windows)
Creator	Adobe Acrobat 7.0
Author	-
Title	-
Subject	-
Keywords	-
Trapped	no
Trapping Information Present	no
Repaired on Open	no
Optimized for Fast Web View	no
Thumbnails Present	no
Binding	left
Job Ticket Present	no

### Security

Encryption Type	not encrypted
Content Copying or Extraction	allowed
Content Access for Disabled Users	allowed
Adding or Modifying Annotations	allowed
Creating or Modifying Form Fields	allowed
Form Field Fill-in or Signing	allowed
Document Assembly	allowed
Other Document Modifications	allowed
Printing	high resolution

### Compression

Data format	binary
Document structure compressed	yes
Filters used	JPEG, ZIP



### Status Incoming Document

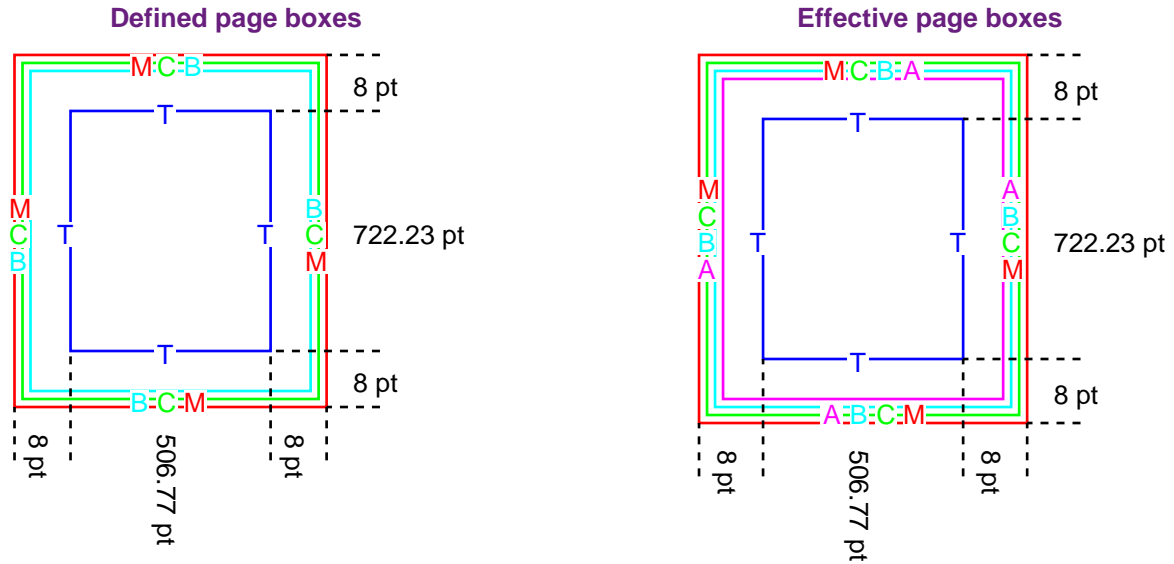
Not Certified

### Action:

Started Certified PDF workflow

### Status Outgoing Document

Preflight Profile Name:	SpringerNature_Print_Books_V13_2016_10_06
Author:	Mark Rübsam / Klaus Rüschhoff
Company:	Springer Nature
Document Status	Preflighted successfully
Preflight Profile Status	Match



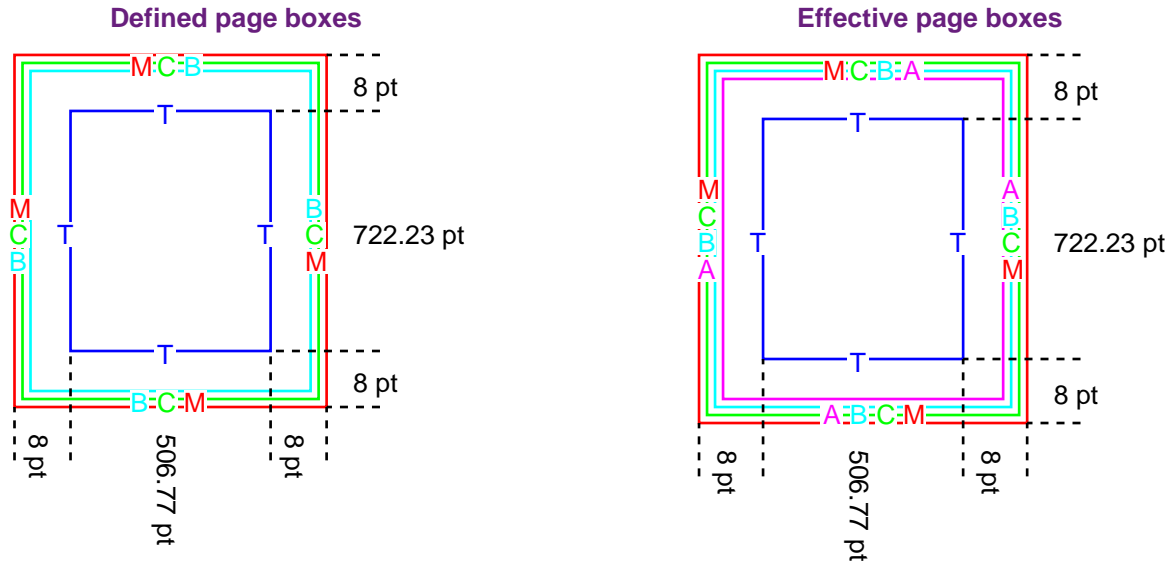
Page box	Defined size	Effective size
Media box (M)	522.77 x 738.23 pt	522.77 x 738.23 pt
Crop box (C)	522.77 x 738.23 pt	522.77 x 738.23 pt
Trim box (T)	506.77 x 722.23 pt	506.77 x 722.23 pt
Bleed box (B)	522.77 x 738.23 pt	522.77 x 738.23 pt
Art box (A)	not defined	522.77 x 738.23 pt

Defined for pages 1-618,692-743,777-804

Media box starts at : (-0.07, -0.07) pt

Page rotation : 0 degrees

Page scaling factor : 1



Page box	Defined size	Effective size
Media box (M)	522.77 x 738.23 pt	522.77 x 738.23 pt
Crop box (C)	522.77 x 738.23 pt	522.77 x 738.23 pt
Trim box (T)	506.77 x 722.23 pt	506.77 x 722.23 pt
Bleed box (B)	522.77 x 738.23 pt	522.77 x 738.23 pt
Art box (A)	not defined	522.77 x 738.23 pt

Defined for pages 619-654,744-776

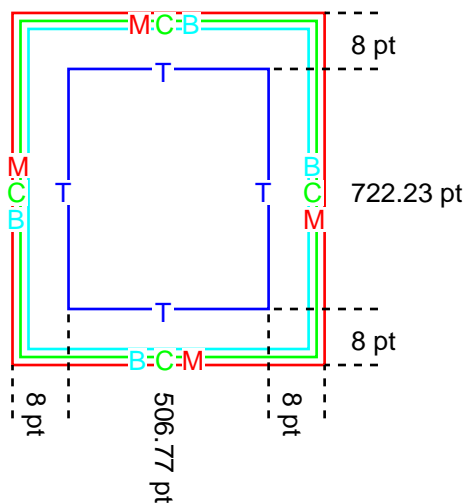
Media box starts at : (0, 0) pt

Page rotation : 0 degrees

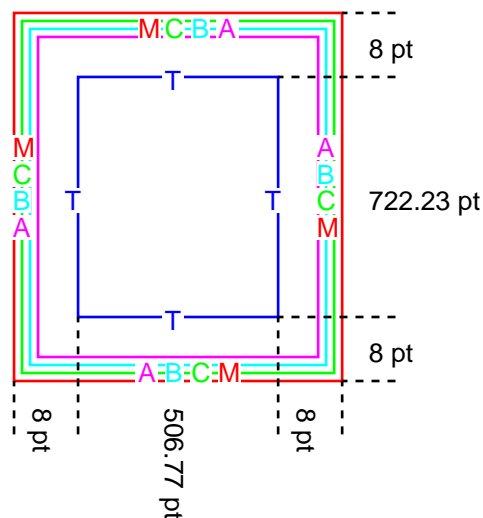
Page scaling factor : 1



Defined page boxes



Effective page boxes



Page box	Defined size	Effective size
Media box (M)	522.77 x 738.23 pt	522.77 x 738.23 pt
Crop box (C)	522.77 x 738.23 pt	522.77 x 738.23 pt
Trim box (T)	506.77 x 722.23 pt	506.77 x 722.23 pt
Bleed box (B)	522.77 x 738.23 pt	522.77 x 738.23 pt
Art box (A)	not defined	522.77 x 738.23 pt

Defined for pages 655-691

Media box starts at : (-0.07, -0.07) pt

Page rotation : 0 degrees

Page scaling factor : 1



## Font Information

PostScript font name	Type	Embedded as	Subset	Encoding
TimesNewRoman,Bold	Type 1	Type 1	yes	Custom
TimesNewRoman	Type 1	Type 1	yes	Custom
TimesNewRoman,Italic	Type 1	Type 1	yes	Custom
TimesNewRomanBold	Type 1	Type 1	yes	Custom
Garamond-Ultra	Type 1	Type 1	yes	Custom
Univers-Condensed	Type 1	Type 1	yes	Custom
Garamond-Bold	Type 1	Type 1	yes	Custom
Garamond-Light	Type 1	Type 1	yes	Custom
Univers-CondensedBold	Type 1	Type 1	yes	Custom
Univers-CondensedOblique	Type 1	Type 1	yes	Custom
Garamond-BoldItalic	Type 1	Type 1	yes	Custom
MathPiOneBoldItalic	Type 1	Type 1	yes	Custom
Univers-CondensedBoldOblique	Type 1	Type 1	yes	Custom
Garamond-LightItalic	Type 1	Type 1	yes	Custom
Garamond-Book	Type 1	Type 1	yes	Custom
TimesNewRomanPS-ItalicMT	Type 1	Type 1	yes	Custom
TimesNewRomanPSMT	Type 1	Type 1	yes	Custom
AGaramond-Regular	Type 1	Type 1	yes	Custom
Garamond-BookCondensedItalic	Type 1	Type 1	yes	Custom
Univers-CondensedLight	Type 1	Type 1	yes	Custom
MathematicalPi-One	Type 1	Type 1	yes	Custom
Garamond	Type 1	Type 1	yes	Custom
Garamond-Identity-H	Composite T1	Type 1	yes	Identity-H
AGaramond-Italic	Type 1	Type 1	yes	Custom
MathematicalPi-Three	Type 1	Type 1	yes	Custom
MathPiOneBold	Type 1	Type 1	yes	Custom
Univers-CondensedLightOblique	Type 1	Type 1	yes	Custom
Charcoal	Type 1	Type 1	yes	Custom
MathPiThreeBold	Type 1	Type 1	yes	Custom
MathPiOneItalic	Type 1	Type 1	yes	Custom
ZapfDingbats	Type 1	Type 1	yes	Custom
Universal-GreekwithMathPi	Type 1	Type 1	yes	Custom
Universal-NewswithCommPi	Type 1	Type 1	yes	Custom
Symbol	Type 1	Type 1	yes	Custom
Univers	Type 1	Type 1	yes	Custom
EuropeanPi-Two	Type 1	Type 1	yes	Custom
Garamond-BookItalic	Type 1	Type 1	yes	Custom
Garamond-UltraItalic	Type 1	Type 1	yes	Custom
MathematicalPi-Six	Type 1	Type 1	yes	Custom
UGCentFractionOne	Type 1	Type 1	yes	Custom
Garamond-Italic	Type 1	Type 1	yes	Custom
STIXGeneral-Regular	Type 1	Type 1	yes	Custom
Univers-BoldOblique	Type 1	Type 1	yes	Custom
HelveticaBold	Type 1	Type 1	yes	Custom
Helvetica	Type 1	Type 1	yes	Custom



## Font Information

	PostScript font name	Type	Embedded as	Subset	Encoding
🔍	MMTimesRoman	Type 1	Type 1	yes	Custom
🔍	MMVariableA	Type 1	Type 1	yes	Custom
🔍	MMEtc	Type 1	Type 1	yes	Custom
🔍	MMVariable	Type 1	Type 1	yes	Custom
🔍	MMVariableB	Type 1	Type 1	yes	Custom
🔍	MMGreek	Type 1	Type 1	yes	Custom
🔍	MMRelation	Type 1	Type 1	yes	Custom
🔍	AGaramondPro-Italic	Type 1	Type 1	yes	Custom
🔍	SymbolMT	Type 1	Type 1	yes	Custom
🔍	STIXGeneral-Bold	Type 1	Type 1	yes	Custom
🔍	AGaramondPro-Regular	Type 1	Type 1	yes	Custom
🔍	Times-Roman	Type 1	Type 1	yes	Custom
🔍	Garamond-Ultra-SC750	Type 1	Type 1	yes	Custom
🔍	Garamond-Italic-Identity-H	Composite T1	Type 1	yes	Identity-H
🔍	STIXGeneral-Italic	Type 1	Type 1	yes	Custom
🔍	AGaramondPro-Bold	Type 1	Type 1	yes	Custom
🔍	Garamond-LightCondensed	Type 1	Type 1	yes	Custom
🔍	Garamond-SC750	Type 1	Type 1	yes	Custom
🔍	Times-Italic	Type 1	Type 1	yes	Custom
🔍	SymbolItalic	Type 1	Type 1	yes	Custom
🔍	Arial	Type 1	Type 1	yes	Custom
🔍	MyriadPro-Regular	Type 1	Type 1	yes	Custom





## Image Information

Type	Color Space	Size (pixels)	Resolution (ppi)	Bits per channel	Page	Angle (degrees)	Shear	Flipped	Custom Transfer	Custom Halftone	Custom BG	Custom UCR
Grayscale	Gray	1388x1101	396.3x530.4	8	261	0	-	-	-	-	-	-
Grayscale	Gray	1395x1325	309.9x309.9	8	635	0	-	-	-	-	-	-
Grayscale	Gray	3000x1214	599.9x599.7	8	703	0	-	-	-	-	-	-
Grayscale	Gray	1600x1158	599.8x599.7	8	704	0	-	-	-	-	-	-
Grayscale	Gray	3000x800	599.9x599.6	8	706	0	-	-	-	-	-	-
Grayscale	Gray	973x961	300.3x300.1	8	770	0	-	-	-	-	-	-
Grayscale	Gray	815x324	299.9x299.9	8	771	0	-	-	-	-	-	-
Grayscale	Gray	880x2350	300.1x300	8	772	0	-	-	-	-	-	-
Grayscale	Gray	1020x984	300x300.1	8	773	0	-	-	-	-	-	-



enfocus  
**PITSTOP**SERVER



**OPI Information**

**No OPI**



## Color Information

Item	Value
Color Space	Gray
Page	1,3-5,7-11,13-17,19-801
Color Space	Separation (Process color)
Page	4
Name	■ Black
Alternate Space	CMYK
CMYK values	[0, 0, 0, 1]



### Document

Ink	Percentage	Surface
Black	3.81%	11788258 sq pt
Total	3.81%	11788258 sq pt

### Page 1

Ink	Percentage	Surface
Black	0.4%	1549 sq pt
Total	0.4%	1549 sq pt

### Pages 2,6,12,18,802-804 don't use any inks

### Page 3

Ink	Percentage	Surface
Black	2.8%	10777 sq pt
Total	2.8%	10777 sq pt

### Page 4

Ink	Percentage	Surface
Black	2.73%	10525 sq pt
Total	2.73%	10525 sq pt

### Page 5

Ink	Percentage	Surface
Black	0.57%	2210 sq pt
Total	0.57%	2210 sq pt

### Page 7

Ink	Percentage	Surface
Black	12.88%	49633 sq pt
Total	12.88%	49633 sq pt

### Page 8

Ink	Percentage	Surface
Black	3.69%	14222 sq pt
Total	3.69%	14222 sq pt



### Page 9

Ink	Percentage	Surface
Black	3.3%	12718 sq pt
Total	3.3%	12718 sq pt

### Page 10

Ink	Percentage	Surface
Black	3.14%	12089 sq pt
Total	3.14%	12089 sq pt

### Page 11

Ink	Percentage	Surface
Black	1.43%	5490 sq pt
Total	1.43%	5490 sq pt

### Page 13

Ink	Percentage	Surface
Black	14.23%	54834 sq pt
Total	14.23%	54834 sq pt

### Page 14

Ink	Percentage	Surface
Black	4.47%	17221 sq pt
Total	4.47%	17221 sq pt

### Page 15

Ink	Percentage	Surface
Black	3.95%	15213 sq pt
Total	3.95%	15213 sq pt

### Page 16

Ink	Percentage	Surface
Black	2.23%	8594 sq pt
Total	2.23%	8594 sq pt

### Page 17

Ink	Percentage	Surface
-----	------------	---------



## Ink Information

Black	3.29%	12662 sq pt
Total	3.29%	12662 sq pt

### Page 19

Ink	Percentage	Surface
Black	22.77%	87703 sq pt
Total	22.77%	87703 sq pt

### Page 20

Ink	Percentage	Surface
Black	3%	11553 sq pt
Total	3%	11553 sq pt

### Page 21

Ink	Percentage	Surface
Black	3.78%	14557 sq pt
Total	3.78%	14557 sq pt

### Page 22

Ink	Percentage	Surface
Black	3.96%	15240 sq pt
Total	3.96%	15240 sq pt

### Page 23

Ink	Percentage	Surface
Black	4.01%	15462 sq pt
Total	4.01%	15462 sq pt

### Page 24

Ink	Percentage	Surface
Black	3.99%	15373 sq pt
Total	3.99%	15373 sq pt

### Page 25

Ink	Percentage	Surface
Black	3.73%	14363 sq pt
Total	3.73%	14363 sq pt



### Page 26

Ink	Percentage	Surface
Black	4.22%	16261 sq pt
Total	4.22%	16261 sq pt

### Page 27

Ink	Percentage	Surface
Black	3.92%	15095 sq pt
Total	3.92%	15095 sq pt

### Page 28

Ink	Percentage	Surface
Black	4.14%	15935 sq pt
Total	4.14%	15935 sq pt

### Page 29

Ink	Percentage	Surface
Black	3.99%	15377 sq pt
Total	3.99%	15377 sq pt

### Page 30

Ink	Percentage	Surface
Black	2.06%	7917 sq pt
Total	2.06%	7917 sq pt

### Page 31

Ink	Percentage	Surface
Black	23.05%	88804 sq pt
Total	23.05%	88804 sq pt

### Page 32

Ink	Percentage	Surface
Black	3.08%	11868 sq pt
Total	3.08%	11868 sq pt

### Page 33

Ink	Percentage	Surface
-----	------------	---------



## Ink Information

Black	3.83%	14742 sq pt
Total	3.83%	14742 sq pt

### Page 34

Ink	Percentage	Surface
Black	3.54%	13618 sq pt
Total	3.54%	13618 sq pt

### Page 35

Ink	Percentage	Surface
Black	4.08%	15720 sq pt
Total	4.08%	15720 sq pt

### Page 36

Ink	Percentage	Surface
Black	4.07%	15680 sq pt
Total	4.07%	15680 sq pt

### Page 37

Ink	Percentage	Surface
Black	3.5%	13500 sq pt
Total	3.5%	13500 sq pt

### Page 38

Ink	Percentage	Surface
Black	4.24%	16327 sq pt
Total	4.24%	16327 sq pt

### Page 39

Ink	Percentage	Surface
Black	3.49%	13436 sq pt
Total	3.49%	13436 sq pt

### Page 40

Ink	Percentage	Surface
Black	4.21%	16235 sq pt
Total	4.21%	16235 sq pt





### 🔍 Page 41

Ink	Percentage	Surface
Black	3.95%	15219 sq pt
Total	3.95%	15219 sq pt

### 🔍 Page 42

Ink	Percentage	Surface
Black	4.22%	16239 sq pt
Total	4.22%	16239 sq pt

### 🔍 Page 43

Ink	Percentage	Surface
Black	3.91%	15070 sq pt
Total	3.91%	15070 sq pt

### 🔍 Page 44

Ink	Percentage	Surface
Black	4.22%	16241 sq pt
Total	4.22%	16241 sq pt

### 🔍 Page 45

Ink	Percentage	Surface
Black	2.65%	10218 sq pt
Total	2.65%	10218 sq pt

### 🔍 Page 46

Ink	Percentage	Surface
Black	2.58%	9924 sq pt
Total	2.58%	9924 sq pt

### 🔍 Page 47

Ink	Percentage	Surface
Black	3.24%	12491 sq pt
Total	3.24%	12491 sq pt

### 🔍 Page 48

Ink	Percentage	Surface
-----	------------	---------



## Ink Information

Black	3.2%	12318 sq pt
Total	3.2%	12318 sq pt

### Page 49

Ink	Percentage	Surface
Black	3.74%	14391 sq pt
Total	3.74%	14391 sq pt

### Page 50

Ink	Percentage	Surface
Black	3.93%	15150 sq pt
Total	3.93%	15150 sq pt

### Page 51

Ink	Percentage	Surface
Black	3.29%	12674 sq pt
Total	3.29%	12674 sq pt

### Page 52

Ink	Percentage	Surface
Black	3.92%	15093 sq pt
Total	3.92%	15093 sq pt

### Page 53

Ink	Percentage	Surface
Black	2.65%	10216 sq pt
Total	2.65%	10216 sq pt

### Page 54

Ink	Percentage	Surface
Black	23.25%	89581 sq pt
Total	23.25%	89581 sq pt

### Page 55

Ink	Percentage	Surface
Black	2.25%	8663 sq pt
Total	2.25%	8663 sq pt



### 🔍 Page 56

Ink	Percentage	Surface
Black	2.13%	8190 sq pt
Total	2.13%	8190 sq pt

### 🔍 Page 57

Ink	Percentage	Surface
Black	3.62%	13937 sq pt
Total	3.62%	13937 sq pt

### 🔍 Page 58

Ink	Percentage	Surface
Black	4.16%	16035 sq pt
Total	4.16%	16035 sq pt

### 🔍 Page 59

Ink	Percentage	Surface
Black	4.3%	16567 sq pt
Total	4.3%	16567 sq pt

### 🔍 Page 60

Ink	Percentage	Surface
Black	7.27%	28001 sq pt
Total	7.27%	28001 sq pt

### 🔍 Page 61

Ink	Percentage	Surface
Black	3.72%	14324 sq pt
Total	3.72%	14324 sq pt

### 🔍 Page 62

Ink	Percentage	Surface
Black	2.67%	10293 sq pt
Total	2.67%	10293 sq pt

### 🔍 Page 63

Ink	Percentage	Surface
-----	------------	---------



## Ink Information

Black	2.71%	10428 sq pt
Total	2.71%	10428 sq pt

### Page 64

Ink	Percentage	Surface
Black	3.09%	11916 sq pt
Total	3.09%	11916 sq pt

### Page 65

Ink	Percentage	Surface
Black	2.1%	8109 sq pt
Total	2.1%	8109 sq pt

### Page 66

Ink	Percentage	Surface
Black	2.32%	8941 sq pt
Total	2.32%	8941 sq pt

### Page 67

Ink	Percentage	Surface
Black	2.34%	9006 sq pt
Total	2.34%	9006 sq pt

### Page 68

Ink	Percentage	Surface
Black	3.42%	13161 sq pt
Total	3.42%	13161 sq pt

### Page 69

Ink	Percentage	Surface
Black	3.37%	12988 sq pt
Total	3.37%	12988 sq pt

### Page 70

Ink	Percentage	Surface
Black	5.29%	20377 sq pt
Total	5.29%	20377 sq pt



### 🔍 Page 71

Ink	Percentage	Surface
Black	3.51%	13522 sq pt
Total	3.51%	13522 sq pt

### 🔍 Page 72

Ink	Percentage	Surface
Black	2.11%	8123 sq pt
Total	2.11%	8123 sq pt

### 🔍 Page 73

Ink	Percentage	Surface
Black	3.01%	11578 sq pt
Total	3.01%	11578 sq pt

### 🔍 Page 74

Ink	Percentage	Surface
Black	3.27%	12590 sq pt
Total	3.27%	12590 sq pt

### 🔍 Page 75

Ink	Percentage	Surface
Black	2.03%	7815 sq pt
Total	2.03%	7815 sq pt

### 🔍 Page 76

Ink	Percentage	Surface
Black	2.26%	8694 sq pt
Total	2.26%	8694 sq pt

### 🔍 Page 77

Ink	Percentage	Surface
Black	3.31%	12765 sq pt
Total	3.31%	12765 sq pt

### 🔍 Page 78

Ink	Percentage	Surface
-----	------------	---------



## Ink Information

Black	2.82%	10851 sq pt
Total	2.82%	10851 sq pt

### Page 79

Ink	Percentage	Surface
Black	2.52%	9694 sq pt
Total	2.52%	9694 sq pt

### Page 80

Ink	Percentage	Surface
Black	2.88%	11093 sq pt
Total	2.88%	11093 sq pt

### Page 81

Ink	Percentage	Surface
Black	2.63%	10125 sq pt
Total	2.63%	10125 sq pt

### Page 82

Ink	Percentage	Surface
Black	1.46%	5614 sq pt
Total	1.46%	5614 sq pt

### Page 83

Ink	Percentage	Surface
Black	22.89%	88172 sq pt
Total	22.89%	88172 sq pt

### Page 84

Ink	Percentage	Surface
Black	2.79%	10729 sq pt
Total	2.79%	10729 sq pt

### Page 85

Ink	Percentage	Surface
Black	3.57%	13743 sq pt
Total	3.57%	13743 sq pt



### 🔍 Page 86

Ink	Percentage	Surface
Black	3.65%	14061 sq pt
Total	3.65%	14061 sq pt

### 🔍 Page 87

Ink	Percentage	Surface
Black	2.71%	10449 sq pt
Total	2.71%	10449 sq pt

### 🔍 Page 88

Ink	Percentage	Surface
Black	3.25%	12521 sq pt
Total	3.25%	12521 sq pt

### 🔍 Page 89

Ink	Percentage	Surface
Black	1.62%	6225 sq pt
Total	1.62%	6225 sq pt

### 🔍 Page 90

Ink	Percentage	Surface
Black	2.83%	10884 sq pt
Total	2.83%	10884 sq pt

### 🔍 Page 91

Ink	Percentage	Surface
Black	2.42%	9305 sq pt
Total	2.42%	9305 sq pt

### 🔍 Page 92

Ink	Percentage	Surface
Black	3.17%	12216 sq pt
Total	3.17%	12216 sq pt

### 🔍 Page 93

Ink	Percentage	Surface
-----	------------	---------



Black	2.23%	8586 sq pt
Total	2.23%	8586 sq pt

### Page 94

Ink	Percentage	Surface
Black	1.6%	6159 sq pt
Total	1.6%	6159 sq pt

### Page 95

Ink	Percentage	Surface
Black	4.05%	15600 sq pt
Total	4.05%	15600 sq pt

### Page 96

Ink	Percentage	Surface
Black	2.16%	8318 sq pt
Total	2.16%	8318 sq pt

### Page 97

Ink	Percentage	Surface
Black	2.23%	8609 sq pt
Total	2.23%	8609 sq pt

### Page 98

Ink	Percentage	Surface
Black	3.76%	14472 sq pt
Total	3.76%	14472 sq pt

### Page 99

Ink	Percentage	Surface
Black	2.2%	8468 sq pt
Total	2.2%	8468 sq pt

### Page 100

Ink	Percentage	Surface
Black	3.79%	14583 sq pt
Total	3.79%	14583 sq pt





### Page 101

Ink	Percentage	Surface
Black	3.67%	14136 sq pt
Total	3.67%	14136 sq pt

### Page 102

Ink	Percentage	Surface
Black	3.38%	13003 sq pt
Total	3.38%	13003 sq pt

### Page 103

Ink	Percentage	Surface
Black	3.64%	14009 sq pt
Total	3.64%	14009 sq pt

### Page 104

Ink	Percentage	Surface
Black	2.13%	8197 sq pt
Total	2.13%	8197 sq pt

### Page 105

Ink	Percentage	Surface
Black	2.43%	9363 sq pt
Total	2.43%	9363 sq pt

### Page 106

Ink	Percentage	Surface
Black	2.72%	10461 sq pt
Total	2.72%	10461 sq pt

### Page 107

Ink	Percentage	Surface
Black	2.48%	9561 sq pt
Total	2.48%	9561 sq pt

### Page 108

Ink	Percentage	Surface
-----	------------	---------



## Ink Information

Black	2.64%	10166 sq pt
Total	2.64%	10166 sq pt

### Page 109

Ink	Percentage	Surface
Black	3.36%	12944 sq pt
Total	3.36%	12944 sq pt

### Page 110

Ink	Percentage	Surface
Black	3.21%	12353 sq pt
Total	3.21%	12353 sq pt

### Page 111

Ink	Percentage	Surface
Black	1.65%	6356 sq pt
Total	1.65%	6356 sq pt

### Page 112

Ink	Percentage	Surface
Black	23.11%	89037 sq pt
Total	23.11%	89037 sq pt

### Page 113

Ink	Percentage	Surface
Black	2.66%	10259 sq pt
Total	2.66%	10259 sq pt

### Page 114

Ink	Percentage	Surface
Black	2.17%	8367 sq pt
Total	2.17%	8367 sq pt

### Page 115

Ink	Percentage	Surface
Black	2.23%	8599 sq pt
Total	2.23%	8599 sq pt



### Page 116

Ink	Percentage	Surface
Black	1.88%	7243 sq pt
Total	1.88%	7243 sq pt

### Page 117

Ink	Percentage	Surface
Black	4.11%	15830 sq pt
Total	4.11%	15830 sq pt

### Page 118

Ink	Percentage	Surface
Black	3.41%	13128 sq pt
Total	3.41%	13128 sq pt

### Page 119

Ink	Percentage	Surface
Black	3.27%	12581 sq pt
Total	3.27%	12581 sq pt

### Page 120

Ink	Percentage	Surface
Black	2.91%	11213 sq pt
Total	2.91%	11213 sq pt

### Page 121

Ink	Percentage	Surface
Black	3.23%	12459 sq pt
Total	3.23%	12459 sq pt

### Page 122

Ink	Percentage	Surface
Black	2.56%	9877 sq pt
Total	2.56%	9877 sq pt

### Page 123

Ink	Percentage	Surface
-----	------------	---------



Black	2.77%	10669 sq pt
Total	2.77%	10669 sq pt

### Page 124

Ink	Percentage	Surface
Black	2.32%	8940 sq pt
Total	2.32%	8940 sq pt

### Page 125

Ink	Percentage	Surface
Black	2.17%	8352 sq pt
Total	2.17%	8352 sq pt

### Page 126

Ink	Percentage	Surface
Black	7.17%	27611 sq pt
Total	7.17%	27611 sq pt

### Page 127

Ink	Percentage	Surface
Black	7.09%	27307 sq pt
Total	7.09%	27307 sq pt

### Page 128

Ink	Percentage	Surface
Black	3.66%	14081 sq pt
Total	3.66%	14081 sq pt

### Page 129

Ink	Percentage	Surface
Black	3.56%	13695 sq pt
Total	3.56%	13695 sq pt

### Page 130

Ink	Percentage	Surface
Black	2.29%	8804 sq pt
Total	2.29%	8804 sq pt



### 🔍 Page 131

Ink	Percentage	Surface
Black	2.81%	10836 sq pt
Total	2.81%	10836 sq pt

### 🔍 Page 132

Ink	Percentage	Surface
Black	2.06%	7955 sq pt
Total	2.06%	7955 sq pt

### 🔍 Page 133

Ink	Percentage	Surface
Black	3.75%	14462 sq pt
Total	3.75%	14462 sq pt

### 🔍 Page 134

Ink	Percentage	Surface
Black	3.84%	14780 sq pt
Total	3.84%	14780 sq pt

### 🔍 Page 135

Ink	Percentage	Surface
Black	1.17%	4490 sq pt
Total	1.17%	4490 sq pt

### 🔍 Page 136

Ink	Percentage	Surface
Black	1.96%	7552 sq pt
Total	1.96%	7552 sq pt

### 🔍 Page 137

Ink	Percentage	Surface
Black	2.39%	9215 sq pt
Total	2.39%	9215 sq pt

### 🔍 Page 138

Ink	Percentage	Surface
-----	------------	---------



## Ink Information

Black	2.18%	8408 sq pt
Total	2.18%	8408 sq pt

### Page 139

Ink	Percentage	Surface
Black	2.96%	11385 sq pt
Total	2.96%	11385 sq pt

### Page 140

Ink	Percentage	Surface
Black	2.93%	11297 sq pt
Total	2.93%	11297 sq pt

### Page 141

Ink	Percentage	Surface
Black	2.2%	8468 sq pt
Total	2.2%	8468 sq pt

### Page 142

Ink	Percentage	Surface
Black	0.66%	2555 sq pt
Total	0.66%	2555 sq pt

### Page 143

Ink	Percentage	Surface
Black	22.98%	88528 sq pt
Total	22.98%	88528 sq pt

### Page 144

Ink	Percentage	Surface
Black	3.13%	12043 sq pt
Total	3.13%	12043 sq pt

### Page 145

Ink	Percentage	Surface
Black	4.14%	15966 sq pt
Total	4.14%	15966 sq pt



### Page 146

Ink	Percentage	Surface
Black	4.2%	16178 sq pt
Total	4.2%	16178 sq pt

### Page 147

Ink	Percentage	Surface
Black	3.33%	12847 sq pt
Total	3.33%	12847 sq pt

### Page 148

Ink	Percentage	Surface
Black	4.47%	17203 sq pt
Total	4.47%	17203 sq pt

### Page 149

Ink	Percentage	Surface
Black	3.98%	15346 sq pt
Total	3.98%	15346 sq pt

### Page 150

Ink	Percentage	Surface
Black	4.09%	15740 sq pt
Total	4.09%	15740 sq pt

### Page 151

Ink	Percentage	Surface
Black	4.02%	15487 sq pt
Total	4.02%	15487 sq pt

### Page 152

Ink	Percentage	Surface
Black	3.07%	11844 sq pt
Total	3.07%	11844 sq pt

### Page 153

Ink	Percentage	Surface
-----	------------	---------



Black	4.07%	15682 sq pt
Total	4.07%	15682 sq pt

### Page 154

Ink	Percentage	Surface
Black	4.23%	16311 sq pt
Total	4.23%	16311 sq pt

### Page 155

Ink	Percentage	Surface
Black	4.06%	15643 sq pt
Total	4.06%	15643 sq pt

### Page 156

Ink	Percentage	Surface
Black	4.07%	15695 sq pt
Total	4.07%	15695 sq pt

### Page 157

Ink	Percentage	Surface
Black	4.45%	17134 sq pt
Total	4.45%	17134 sq pt

### Page 158

Ink	Percentage	Surface
Black	4.55%	17513 sq pt
Total	4.55%	17513 sq pt

### Page 159

Ink	Percentage	Surface
Black	2.22%	8536 sq pt
Total	2.22%	8536 sq pt

### Page 160

Ink	Percentage	Surface
Black	3.21%	12360 sq pt
Total	3.21%	12360 sq pt





### Page 161

Ink	Percentage	Surface
Black	3.04%	11697 sq pt
Total	3.04%	11697 sq pt

### Page 162

Ink	Percentage	Surface
Black	3.4%	13086 sq pt
Total	3.4%	13086 sq pt

### Page 163

Ink	Percentage	Surface
Black	22.69%	87398 sq pt
Total	22.69%	87398 sq pt

### Page 164

Ink	Percentage	Surface
Black	2.95%	11371 sq pt
Total	2.95%	11371 sq pt

### Page 165

Ink	Percentage	Surface
Black	4.06%	15640 sq pt
Total	4.06%	15640 sq pt

### Page 166

Ink	Percentage	Surface
Black	4.44%	17118 sq pt
Total	4.44%	17118 sq pt

### Page 167

Ink	Percentage	Surface
Black	4.25%	16391 sq pt
Total	4.25%	16391 sq pt

### Page 168

Ink	Percentage	Surface
-----	------------	---------



## Ink Information

Black	4.22%	16255 sq pt
Total	4.22%	16255 sq pt

### Page 169

Ink	Percentage	Surface
Black	3.94%	15188 sq pt
Total	3.94%	15188 sq pt

### Page 170

Ink	Percentage	Surface
Black	3.61%	13909 sq pt
Total	3.61%	13909 sq pt

### Page 171

Ink	Percentage	Surface
Black	3.57%	13752 sq pt
Total	3.57%	13752 sq pt

### Page 172

Ink	Percentage	Surface
Black	2.9%	11170 sq pt
Total	2.9%	11170 sq pt

### Page 173

Ink	Percentage	Surface
Black	3.49%	13463 sq pt
Total	3.49%	13463 sq pt

### Page 174

Ink	Percentage	Surface
Black	2.68%	10320 sq pt
Total	2.68%	10320 sq pt

### Page 175

Ink	Percentage	Surface
Black	2.23%	8575 sq pt
Total	2.23%	8575 sq pt



### 🔍 Page 176

Ink	Percentage	Surface
Black	3.18%	12237 sq pt
Total	3.18%	12237 sq pt

### 🔍 Page 177

Ink	Percentage	Surface
Black	3.73%	14373 sq pt
Total	3.73%	14373 sq pt

### 🔍 Page 178

Ink	Percentage	Surface
Black	9.79%	37727 sq pt
Total	9.79%	37727 sq pt

### 🔍 Page 179

Ink	Percentage	Surface
Black	10.07%	38800 sq pt
Total	10.07%	38800 sq pt

### 🔍 Page 180

Ink	Percentage	Surface
Black	4.22%	16253 sq pt
Total	4.22%	16253 sq pt

### 🔍 Page 181

Ink	Percentage	Surface
Black	3.98%	15322 sq pt
Total	3.98%	15322 sq pt

### 🔍 Page 182

Ink	Percentage	Surface
Black	2.75%	10611 sq pt
Total	2.75%	10611 sq pt

### 🔍 Page 183

Ink	Percentage	Surface
-----	------------	---------



## Ink Information

Black	2.42%	9337 sq pt
Total	2.42%	9337 sq pt

### Page 184

Ink	Percentage	Surface
Black	2.63%	10146 sq pt
Total	2.63%	10146 sq pt

### Page 185

Ink	Percentage	Surface
Black	3.16%	12176 sq pt
Total	3.16%	12176 sq pt

### Page 186

Ink	Percentage	Surface
Black	3.11%	11977 sq pt
Total	3.11%	11977 sq pt

### Page 187

Ink	Percentage	Surface
Black	3.07%	11813 sq pt
Total	3.07%	11813 sq pt

### Page 188

Ink	Percentage	Surface
Black	2.75%	10597 sq pt
Total	2.75%	10597 sq pt

### Page 189

Ink	Percentage	Surface
Black	23.05%	88804 sq pt
Total	23.05%	88804 sq pt

### Page 190

Ink	Percentage	Surface
Black	3.01%	11615 sq pt
Total	3.01%	11615 sq pt



### 🔍 Page 191

Ink	Percentage	Surface
Black	3%	11542 sq pt
Total	3%	11542 sq pt

### 🔍 Page 192

Ink	Percentage	Surface
Black	3.82%	14707 sq pt
Total	3.82%	14707 sq pt

### 🔍 Page 193

Ink	Percentage	Surface
Black	4.32%	16659 sq pt
Total	4.32%	16659 sq pt

### 🔍 Page 194

Ink	Percentage	Surface
Black	4.35%	16772 sq pt
Total	4.35%	16772 sq pt

### 🔍 Page 195

Ink	Percentage	Surface
Black	4.05%	15586 sq pt
Total	4.05%	15586 sq pt

### 🔍 Page 196

Ink	Percentage	Surface
Black	3.83%	14744 sq pt
Total	3.83%	14744 sq pt

### 🔍 Page 197

Ink	Percentage	Surface
Black	4.07%	15677 sq pt
Total	4.07%	15677 sq pt

### 🔍 Page 198

Ink	Percentage	Surface
-----	------------	---------



## Ink Information

Black	3.47%	13361 sq pt
Total	3.47%	13361 sq pt

### Page 199

Ink	Percentage	Surface
Black	3.65%	14043 sq pt
Total	3.65%	14043 sq pt

### Page 200

Ink	Percentage	Surface
Black	3.72%	14334 sq pt
Total	3.72%	14334 sq pt

### Page 201

Ink	Percentage	Surface
Black	4.45%	17155 sq pt
Total	4.45%	17155 sq pt

### Page 202

Ink	Percentage	Surface
Black	3.26%	12543 sq pt
Total	3.26%	12543 sq pt

### Page 203

Ink	Percentage	Surface
Black	4.16%	16034 sq pt
Total	4.16%	16034 sq pt

### Page 204

Ink	Percentage	Surface
Black	1.77%	6827 sq pt
Total	1.77%	6827 sq pt

### Page 205

Ink	Percentage	Surface
Black	3.83%	14740 sq pt
Total	3.83%	14740 sq pt



### Page 206

Ink	Percentage	Surface
Black	4.35%	16772 sq pt
Total	4.35%	16772 sq pt

### Page 207

Ink	Percentage	Surface
Black	4.88%	18811 sq pt
Total	4.88%	18811 sq pt

### Page 208

Ink	Percentage	Surface
Black	2.86%	11002 sq pt
Total	2.86%	11002 sq pt

### Page 209

Ink	Percentage	Surface
Black	1.98%	7640 sq pt
Total	1.98%	7640 sq pt

### Page 210

Ink	Percentage	Surface
Black	1.95%	7506 sq pt
Total	1.95%	7506 sq pt

### Page 211

Ink	Percentage	Surface
Black	1.63%	6272 sq pt
Total	1.63%	6272 sq pt

### Page 212

Ink	Percentage	Surface
Black	3.17%	12199 sq pt
Total	3.17%	12199 sq pt

### Page 213

Ink	Percentage	Surface
-----	------------	---------



## Ink Information

Black	2.56%	9880 sq pt
Total	2.56%	9880 sq pt

### Page 214

Ink	Percentage	Surface
Black	0.55%	2102 sq pt
Total	0.55%	2102 sq pt

### Page 215

Ink	Percentage	Surface
Black	23.57%	90792 sq pt
Total	23.57%	90792 sq pt

### Page 216

Ink	Percentage	Surface
Black	2.7%	10388 sq pt
Total	2.7%	10388 sq pt

### Page 217

Ink	Percentage	Surface
Black	3.79%	14601 sq pt
Total	3.79%	14601 sq pt

### Page 218

Ink	Percentage	Surface
Black	2.81%	10819 sq pt
Total	2.81%	10819 sq pt

### Page 219

Ink	Percentage	Surface
Black	3.44%	13234 sq pt
Total	3.44%	13234 sq pt

### Page 220

Ink	Percentage	Surface
Black	3.67%	14120 sq pt
Total	3.67%	14120 sq pt





### Page 221

Ink	Percentage	Surface
Black	4.13%	15915 sq pt
Total	4.13%	15915 sq pt

### Page 222

Ink	Percentage	Surface
Black	3.23%	12461 sq pt
Total	3.23%	12461 sq pt

### Page 223

Ink	Percentage	Surface
Black	3.85%	14842 sq pt
Total	3.85%	14842 sq pt

### Page 224

Ink	Percentage	Surface
Black	4.22%	16267 sq pt
Total	4.22%	16267 sq pt

### Page 225

Ink	Percentage	Surface
Black	3.74%	14399 sq pt
Total	3.74%	14399 sq pt

### Page 226

Ink	Percentage	Surface
Black	4.44%	17110 sq pt
Total	4.44%	17110 sq pt

### Page 227

Ink	Percentage	Surface
Black	4.12%	15877 sq pt
Total	4.12%	15877 sq pt

### Page 228

Ink	Percentage	Surface
-----	------------	---------



## Ink Information

Black	3.3%	12711 sq pt
Total	3.3%	12711 sq pt

### Page 229

Ink	Percentage	Surface
Black	3.81%	14669 sq pt
Total	3.81%	14669 sq pt

### Page 230

Ink	Percentage	Surface
Black	3.23%	12452 sq pt
Total	3.23%	12452 sq pt

### Page 231

Ink	Percentage	Surface
Black	3.38%	13038 sq pt
Total	3.38%	13038 sq pt

### Page 232

Ink	Percentage	Surface
Black	3.71%	14286 sq pt
Total	3.71%	14286 sq pt

### Page 233

Ink	Percentage	Surface
Black	2.61%	10070 sq pt
Total	2.61%	10070 sq pt

### Page 234

Ink	Percentage	Surface
Black	3.48%	13393 sq pt
Total	3.48%	13393 sq pt

### Page 235

Ink	Percentage	Surface
Black	3.81%	14668 sq pt
Total	3.81%	14668 sq pt



### 🔍 Page 236

Ink	Percentage	Surface
Black	3.85%	14820 sq pt
Total	3.85%	14820 sq pt

### 🔍 Page 237

Ink	Percentage	Surface
Black	2.94%	11321 sq pt
Total	2.94%	11321 sq pt

### 🔍 Page 238

Ink	Percentage	Surface
Black	3.12%	12002 sq pt
Total	3.12%	12002 sq pt

### 🔍 Page 239

Ink	Percentage	Surface
Black	3.81%	14661 sq pt
Total	3.81%	14661 sq pt

### 🔍 Page 240

Ink	Percentage	Surface
Black	3.94%	15161 sq pt
Total	3.94%	15161 sq pt

### 🔍 Page 241

Ink	Percentage	Surface
Black	4.27%	16439 sq pt
Total	4.27%	16439 sq pt

### 🔍 Page 242

Ink	Percentage	Surface
Black	1.32%	5102 sq pt
Total	1.32%	5102 sq pt

### 🔍 Page 243

Ink	Percentage	Surface
-----	------------	---------



## Ink Information

Black	3.14%	12088 sq pt
Total	3.14%	12088 sq pt

### Page 244

Ink	Percentage	Surface
Black	3.13%	12053 sq pt
Total	3.13%	12053 sq pt

### Page 245

Ink	Percentage	Surface
Black	2.74%	10555 sq pt
Total	2.74%	10555 sq pt

### Page 246

Ink	Percentage	Surface
Black	2.98%	11464 sq pt
Total	2.98%	11464 sq pt

### Page 247

Ink	Percentage	Surface
Black	2.96%	11387 sq pt
Total	2.96%	11387 sq pt

### Page 248

Ink	Percentage	Surface
Black	2.17%	8352 sq pt
Total	2.17%	8352 sq pt

### Page 249

Ink	Percentage	Surface
Black	2.86%	11010 sq pt
Total	2.86%	11010 sq pt

### Page 250

Ink	Percentage	Surface
Black	2.74%	10570 sq pt
Total	2.74%	10570 sq pt



### 🔍 Page 251

Ink	Percentage	Surface
Black	1.43%	5525 sq pt
Total	1.43%	5525 sq pt

### 🔍 Page 252

Ink	Percentage	Surface
Black	23.5%	90539 sq pt
Total	23.5%	90539 sq pt

### 🔍 Page 253

Ink	Percentage	Surface
Black	2.81%	10842 sq pt
Total	2.81%	10842 sq pt

### 🔍 Page 254

Ink	Percentage	Surface
Black	7.17%	27603 sq pt
Total	7.17%	27603 sq pt

### 🔍 Page 255

Ink	Percentage	Surface
Black	2.6%	10028 sq pt
Total	2.6%	10028 sq pt

### 🔍 Page 256

Ink	Percentage	Surface
Black	3.21%	12380 sq pt
Total	3.21%	12380 sq pt

### 🔍 Page 257

Ink	Percentage	Surface
Black	3.91%	15045 sq pt
Total	3.91%	15045 sq pt

### 🔍 Page 258

Ink	Percentage	Surface
-----	------------	---------



## Ink Information

Black	2.36%	9104 sq pt
Total	2.36%	9104 sq pt

### Page 259

Ink	Percentage	Surface
Black	4.36%	16783 sq pt
Total	4.36%	16783 sq pt

### Page 260

Ink	Percentage	Surface
Black	3.72%	14333 sq pt
Total	3.72%	14333 sq pt

### Page 261

Ink	Percentage	Surface
Black	2.83%	10901 sq pt
Total	2.83%	10901 sq pt

### Page 262

Ink	Percentage	Surface
Black	2.38%	9186 sq pt
Total	2.38%	9186 sq pt

### Page 263

Ink	Percentage	Surface
Black	4.11%	15817 sq pt
Total	4.11%	15817 sq pt

### Page 264

Ink	Percentage	Surface
Black	1.35%	5193 sq pt
Total	1.35%	5193 sq pt

### Page 265

Ink	Percentage	Surface
Black	2.44%	9398 sq pt
Total	2.44%	9398 sq pt



### Page 266

Ink	Percentage	Surface
Black	4.8%	18478 sq pt
Total	4.8%	18478 sq pt

### Page 267

Ink	Percentage	Surface
Black	5.63%	21689 sq pt
Total	5.63%	21689 sq pt

### Page 268

Ink	Percentage	Surface
Black	7.32%	28201 sq pt
Total	7.32%	28201 sq pt

### Page 269

Ink	Percentage	Surface
Black	4.13%	15906 sq pt
Total	4.13%	15906 sq pt

### Page 270

Ink	Percentage	Surface
Black	4.25%	16382 sq pt
Total	4.25%	16382 sq pt

### Page 271

Ink	Percentage	Surface
Black	3.21%	12354 sq pt
Total	3.21%	12354 sq pt

### Page 272

Ink	Percentage	Surface
Black	3.47%	13353 sq pt
Total	3.47%	13353 sq pt

### Page 273

Ink	Percentage	Surface
-----	------------	---------



## Ink Information

Black	3.37%	12979 sq pt
Total	3.37%	12979 sq pt

### Page 274

Ink	Percentage	Surface
Black	2.03%	7834 sq pt
Total	2.03%	7834 sq pt

### Page 275

Ink	Percentage	Surface
Black	2.96%	11405 sq pt
Total	2.96%	11405 sq pt

### Page 276

Ink	Percentage	Surface
Black	3.71%	14292 sq pt
Total	3.71%	14292 sq pt

### Page 277

Ink	Percentage	Surface
Black	3.4%	13087 sq pt
Total	3.4%	13087 sq pt

### Page 278

Ink	Percentage	Surface
Black	2.96%	11419 sq pt
Total	2.96%	11419 sq pt

### Page 279

Ink	Percentage	Surface
Black	2.3%	8852 sq pt
Total	2.3%	8852 sq pt

### Page 280

Ink	Percentage	Surface
Black	4.24%	16345 sq pt
Total	4.24%	16345 sq pt





### 🔍 Page 281

Ink	Percentage	Surface
Black	2.79%	10749 sq pt
Total	2.79%	10749 sq pt

### 🔍 Page 282

Ink	Percentage	Surface
Black	1.64%	6316 sq pt
Total	1.64%	6316 sq pt

### 🔍 Page 283

Ink	Percentage	Surface
Black	2.98%	11494 sq pt
Total	2.98%	11494 sq pt

### 🔍 Page 284

Ink	Percentage	Surface
Black	3.54%	13626 sq pt
Total	3.54%	13626 sq pt

### 🔍 Page 285

Ink	Percentage	Surface
Black	3.73%	14368 sq pt
Total	3.73%	14368 sq pt

### 🔍 Page 286

Ink	Percentage	Surface
Black	3.22%	12398 sq pt
Total	3.22%	12398 sq pt

### 🔍 Page 287

Ink	Percentage	Surface
Black	23.18%	89308 sq pt
Total	23.18%	89308 sq pt

### 🔍 Page 288

Ink	Percentage	Surface
-----	------------	---------



## Ink Information

Black	2.76%	10642 sq pt
Total	2.76%	10642 sq pt

### Page 289

Ink	Percentage	Surface
Black	3.66%	14115 sq pt
Total	3.66%	14115 sq pt

### Page 290

Ink	Percentage	Surface
Black	4.06%	15657 sq pt
Total	4.06%	15657 sq pt

### Page 291

Ink	Percentage	Surface
Black	3.48%	13408 sq pt
Total	3.48%	13408 sq pt

### Page 292

Ink	Percentage	Surface
Black	3.69%	14221 sq pt
Total	3.69%	14221 sq pt

### Page 293

Ink	Percentage	Surface
Black	3.03%	11668 sq pt
Total	3.03%	11668 sq pt

### Page 294

Ink	Percentage	Surface
Black	5.9%	22724 sq pt
Total	5.9%	22724 sq pt

### Page 295

Ink	Percentage	Surface
Black	2.58%	9936 sq pt
Total	2.58%	9936 sq pt



### 🔍 Page 296

Ink	Percentage	Surface
Black	3.2%	12316 sq pt
Total	3.2%	12316 sq pt

### 🔍 Page 297

Ink	Percentage	Surface
Black	1.8%	6941 sq pt
Total	1.8%	6941 sq pt

### 🔍 Page 298

Ink	Percentage	Surface
Black	3.1%	11948 sq pt
Total	3.1%	11948 sq pt

### 🔍 Page 299

Ink	Percentage	Surface
Black	2.99%	11513 sq pt
Total	2.99%	11513 sq pt

### 🔍 Page 300

Ink	Percentage	Surface
Black	3.01%	11597 sq pt
Total	3.01%	11597 sq pt

### 🔍 Page 301

Ink	Percentage	Surface
Black	3.94%	15162 sq pt
Total	3.94%	15162 sq pt

### 🔍 Page 302

Ink	Percentage	Surface
Black	3.47%	13367 sq pt
Total	3.47%	13367 sq pt

### 🔍 Page 303

Ink	Percentage	Surface
-----	------------	---------



## Ink Information

Black	3.87%	14903 sq pt
Total	3.87%	14903 sq pt

### Page 304

Ink	Percentage	Surface
Black	3.45%	13279 sq pt
Total	3.45%	13279 sq pt

### Page 305

Ink	Percentage	Surface
Black	2.89%	11129 sq pt
Total	2.89%	11129 sq pt

### Page 306

Ink	Percentage	Surface
Black	2.69%	10361 sq pt
Total	2.69%	10361 sq pt

### Page 307

Ink	Percentage	Surface
Black	3.61%	13893 sq pt
Total	3.61%	13893 sq pt

### Page 308

Ink	Percentage	Surface
Black	3%	11547 sq pt
Total	3%	11547 sq pt

### Page 309

Ink	Percentage	Surface
Black	2.96%	11420 sq pt
Total	2.96%	11420 sq pt

### Page 310

Ink	Percentage	Surface
Black	2.77%	10679 sq pt
Total	2.77%	10679 sq pt



### Page 311

Ink	Percentage	Surface
Black	2.41%	9291 sq pt
Total	2.41%	9291 sq pt

### Page 312

Ink	Percentage	Surface
Black	3.85%	14850 sq pt
Total	3.85%	14850 sq pt

### Page 313

Ink	Percentage	Surface
Black	2.4%	9238 sq pt
Total	2.4%	9238 sq pt

### Page 314

Ink	Percentage	Surface
Black	1.55%	5978 sq pt
Total	1.55%	5978 sq pt

### Page 315

Ink	Percentage	Surface
Black	0.94%	3617 sq pt
Total	0.94%	3617 sq pt

### Page 316

Ink	Percentage	Surface
Black	3.1%	11928 sq pt
Total	3.1%	11928 sq pt

### Page 317

Ink	Percentage	Surface
Black	1.18%	4560 sq pt
Total	1.18%	4560 sq pt

### Page 318

Ink	Percentage	Surface
-----	------------	---------



## Ink Information

Black	3.14%	12081 sq pt
Total	3.14%	12081 sq pt

### Page 319

Ink	Percentage	Surface
Black	1.57%	6063 sq pt
Total	1.57%	6063 sq pt

### Page 320

Ink	Percentage	Surface
Black	1.29%	4975 sq pt
Total	1.29%	4975 sq pt

### Page 321

Ink	Percentage	Surface
Black	2.86%	11022 sq pt
Total	2.86%	11022 sq pt

### Page 322

Ink	Percentage	Surface
Black	2.69%	10349 sq pt
Total	2.69%	10349 sq pt

### Page 323

Ink	Percentage	Surface
Black	0.47%	1813 sq pt
Total	0.47%	1813 sq pt

### Page 324

Ink	Percentage	Surface
Black	22.71%	87478 sq pt
Total	22.71%	87478 sq pt

### Page 325

Ink	Percentage	Surface
Black	2.62%	10096 sq pt
Total	2.62%	10096 sq pt



### 🔍 Page 326

Ink	Percentage	Surface
Black	3.6%	13864 sq pt
Total	3.6%	13864 sq pt

### 🔍 Page 327

Ink	Percentage	Surface
Black	2.97%	11457 sq pt
Total	2.97%	11457 sq pt

### 🔍 Page 328

Ink	Percentage	Surface
Black	3.19%	12306 sq pt
Total	3.19%	12306 sq pt

### 🔍 Page 329

Ink	Percentage	Surface
Black	2.12%	8176 sq pt
Total	2.12%	8176 sq pt

### 🔍 Page 330

Ink	Percentage	Surface
Black	2.07%	7959 sq pt
Total	2.07%	7959 sq pt

### 🔍 Page 331

Ink	Percentage	Surface
Black	3.77%	14531 sq pt
Total	3.77%	14531 sq pt

### 🔍 Page 332

Ink	Percentage	Surface
Black	8.23%	31710 sq pt
Total	8.23%	31710 sq pt

### 🔍 Page 333

Ink	Percentage	Surface
-----	------------	---------



## Ink Information

Black	2.45%	9457 sq pt
Total	2.45%	9457 sq pt

### Page 334

Ink	Percentage	Surface
Black	3.27%	12597 sq pt
Total	3.27%	12597 sq pt

### Page 335

Ink	Percentage	Surface
Black	3.9%	15015 sq pt
Total	3.9%	15015 sq pt

### Page 336

Ink	Percentage	Surface
Black	3.9%	15026 sq pt
Total	3.9%	15026 sq pt

### Page 337

Ink	Percentage	Surface
Black	3.39%	13076 sq pt
Total	3.39%	13076 sq pt

### Page 338

Ink	Percentage	Surface
Black	3%	11538 sq pt
Total	3%	11538 sq pt

### Page 339

Ink	Percentage	Surface
Black	2.92%	11232 sq pt
Total	2.92%	11232 sq pt

### Page 340

Ink	Percentage	Surface
Black	8.81%	33956 sq pt
Total	8.81%	33956 sq pt





### 🔍 Page 341

Ink	Percentage	Surface
Black	7.27%	27993 sq pt
Total	7.27%	27993 sq pt

### 🔍 Page 342

Ink	Percentage	Surface
Black	3.3%	12718 sq pt
Total	3.3%	12718 sq pt

### 🔍 Page 343

Ink	Percentage	Surface
Black	8.43%	32495 sq pt
Total	8.43%	32495 sq pt

### 🔍 Page 344

Ink	Percentage	Surface
Black	3.05%	11737 sq pt
Total	3.05%	11737 sq pt

### 🔍 Page 345

Ink	Percentage	Surface
Black	1.97%	7578 sq pt
Total	1.97%	7578 sq pt

### 🔍 Page 346

Ink	Percentage	Surface
Black	4.11%	15820 sq pt
Total	4.11%	15820 sq pt

### 🔍 Page 347

Ink	Percentage	Surface
Black	3.93%	15141 sq pt
Total	3.93%	15141 sq pt

### 🔍 Page 348

Ink	Percentage	Surface
-----	------------	---------



## Ink Information

Black	2.25%	8675 sq pt
Total	2.25%	8675 sq pt

### Page 349

Ink	Percentage	Surface
Black	3.12%	12029 sq pt
Total	3.12%	12029 sq pt

### Page 350

Ink	Percentage	Surface
Black	3.35%	12919 sq pt
Total	3.35%	12919 sq pt

### Page 351

Ink	Percentage	Surface
Black	3.07%	11809 sq pt
Total	3.07%	11809 sq pt

### Page 352

Ink	Percentage	Surface
Black	3.43%	13208 sq pt
Total	3.43%	13208 sq pt

### Page 353

Ink	Percentage	Surface
Black	2.92%	11240 sq pt
Total	2.92%	11240 sq pt

### Page 354

Ink	Percentage	Surface
Black	2.59%	9992 sq pt
Total	2.59%	9992 sq pt

### Page 355

Ink	Percentage	Surface
Black	3.1%	11925 sq pt
Total	3.1%	11925 sq pt



### 🔍 Page 356

Ink	Percentage	Surface
Black	4.47%	17208 sq pt
Total	4.47%	17208 sq pt

### 🔍 Page 357

Ink	Percentage	Surface
Black	2.99%	11537 sq pt
Total	2.99%	11537 sq pt

### 🔍 Page 358

Ink	Percentage	Surface
Black	1.08%	4142 sq pt
Total	1.08%	4142 sq pt

### 🔍 Page 359

Ink	Percentage	Surface
Black	3.02%	11637 sq pt
Total	3.02%	11637 sq pt

### 🔍 Page 360

Ink	Percentage	Surface
Black	1.96%	7535 sq pt
Total	1.96%	7535 sq pt

### 🔍 Page 361

Ink	Percentage	Surface
Black	2.09%	8048 sq pt
Total	2.09%	8048 sq pt

### 🔍 Page 362

Ink	Percentage	Surface
Black	2.07%	7965 sq pt
Total	2.07%	7965 sq pt

### 🔍 Page 363

Ink	Percentage	Surface
-----	------------	---------



## Ink Information

Black	2.46%	9473 sq pt
Total	2.46%	9473 sq pt

### Page 364

Ink	Percentage	Surface
Black	2.74%	10566 sq pt
Total	2.74%	10566 sq pt

### Page 365

Ink	Percentage	Surface
Black	3.06%	11804 sq pt
Total	3.06%	11804 sq pt

### Page 366

Ink	Percentage	Surface
Black	2.66%	10256 sq pt
Total	2.66%	10256 sq pt

### Page 367

Ink	Percentage	Surface
Black	2.45%	9442 sq pt
Total	2.45%	9442 sq pt

### Page 368

Ink	Percentage	Surface
Black	1.75%	6724 sq pt
Total	1.75%	6724 sq pt

### Page 369

Ink	Percentage	Surface
Black	23.15%	89183 sq pt
Total	23.15%	89183 sq pt

### Page 370

Ink	Percentage	Surface
Black	3.36%	12927 sq pt
Total	3.36%	12927 sq pt



### 🔍 Page 371

Ink	Percentage	Surface
Black	3.71%	14275 sq pt
Total	3.71%	14275 sq pt

### 🔍 Page 372

Ink	Percentage	Surface
Black	4.23%	16291 sq pt
Total	4.23%	16291 sq pt

### 🔍 Page 373

Ink	Percentage	Surface
Black	3.39%	13053 sq pt
Total	3.39%	13053 sq pt

### 🔍 Page 374

Ink	Percentage	Surface
Black	3.65%	14073 sq pt
Total	3.65%	14073 sq pt

### 🔍 Page 375

Ink	Percentage	Surface
Black	2.83%	10891 sq pt
Total	2.83%	10891 sq pt

### 🔍 Page 376

Ink	Percentage	Surface
Black	4.57%	17597 sq pt
Total	4.57%	17597 sq pt

### 🔍 Page 377

Ink	Percentage	Surface
Black	3.7%	14242 sq pt
Total	3.7%	14242 sq pt

### 🔍 Page 378

Ink	Percentage	Surface
-----	------------	---------



## Ink Information

Black	4.23%	16314 sq pt
Total	4.23%	16314 sq pt

### Page 379

Ink	Percentage	Surface
Black	4.29%	16516 sq pt
Total	4.29%	16516 sq pt

### Page 380

Ink	Percentage	Surface
Black	4.84%	18656 sq pt
Total	4.84%	18656 sq pt

### Page 381

Ink	Percentage	Surface
Black	3.16%	12166 sq pt
Total	3.16%	12166 sq pt

### Page 382

Ink	Percentage	Surface
Black	3.79%	14605 sq pt
Total	3.79%	14605 sq pt

### Page 383

Ink	Percentage	Surface
Black	3.11%	11986 sq pt
Total	3.11%	11986 sq pt

### Page 384

Ink	Percentage	Surface
Black	3.47%	13379 sq pt
Total	3.47%	13379 sq pt

### Page 385

Ink	Percentage	Surface
Black	4.03%	15527 sq pt
Total	4.03%	15527 sq pt



### Page 386

Ink	Percentage	Surface
Black	3.28%	12630 sq pt
Total	3.28%	12630 sq pt

### Page 387

Ink	Percentage	Surface
Black	3.87%	14896 sq pt
Total	3.87%	14896 sq pt

### Page 388

Ink	Percentage	Surface
Black	3.42%	13172 sq pt
Total	3.42%	13172 sq pt

### Page 389

Ink	Percentage	Surface
Black	2.83%	10919 sq pt
Total	2.83%	10919 sq pt

### Page 390

Ink	Percentage	Surface
Black	2.23%	8576 sq pt
Total	2.23%	8576 sq pt

### Page 391

Ink	Percentage	Surface
Black	2.63%	10123 sq pt
Total	2.63%	10123 sq pt

### Page 392

Ink	Percentage	Surface
Black	2.6%	10028 sq pt
Total	2.6%	10028 sq pt

### Page 393

Ink	Percentage	Surface
-----	------------	---------



## Ink Information

Black	2.24%	8644 sq pt
Total	2.24%	8644 sq pt

### Page 394

Ink	Percentage	Surface
Black	2.59%	9982 sq pt
Total	2.59%	9982 sq pt

### Page 395

Ink	Percentage	Surface
Black	3.41%	13131 sq pt
Total	3.41%	13131 sq pt

### Page 396

Ink	Percentage	Surface
Black	1.47%	5674 sq pt
Total	1.47%	5674 sq pt

### Page 397

Ink	Percentage	Surface
Black	2.38%	9155 sq pt
Total	2.38%	9155 sq pt

### Page 398

Ink	Percentage	Surface
Black	2.12%	8156 sq pt
Total	2.12%	8156 sq pt

### Page 399

Ink	Percentage	Surface
Black	3.47%	13358 sq pt
Total	3.47%	13358 sq pt

### Page 400

Ink	Percentage	Surface
Black	2.35%	9050 sq pt
Total	2.35%	9050 sq pt





### 🔍 Page 401

Ink	Percentage	Surface
Black	2.76%	10618 sq pt
Total	2.76%	10618 sq pt

### 🔍 Page 402

Ink	Percentage	Surface
Black	1.4%	5410 sq pt
Total	1.4%	5410 sq pt

### 🔍 Page 403

Ink	Percentage	Surface
Black	2.14%	8237 sq pt
Total	2.14%	8237 sq pt

### 🔍 Page 404

Ink	Percentage	Surface
Black	3.25%	12522 sq pt
Total	3.25%	12522 sq pt

### 🔍 Page 405

Ink	Percentage	Surface
Black	4.35%	16761 sq pt
Total	4.35%	16761 sq pt

### 🔍 Page 406

Ink	Percentage	Surface
Black	4.69%	18050 sq pt
Total	4.69%	18050 sq pt

### 🔍 Page 407

Ink	Percentage	Surface
Black	1.45%	5589 sq pt
Total	1.45%	5589 sq pt

### 🔍 Page 408

Ink	Percentage	Surface
-----	------------	---------



Black	1.61%	6200 sq pt
Total	1.61%	6200 sq pt

### Page 409

Ink	Percentage	Surface
Black	2.29%	8819 sq pt
Total	2.29%	8819 sq pt

### Page 410

Ink	Percentage	Surface
Black	2.7%	10387 sq pt
Total	2.7%	10387 sq pt

### Page 411

Ink	Percentage	Surface
Black	2.55%	9823 sq pt
Total	2.55%	9823 sq pt

### Page 412

Ink	Percentage	Surface
Black	2.44%	9384 sq pt
Total	2.44%	9384 sq pt

### Page 413

Ink	Percentage	Surface
Black	3.07%	11832 sq pt
Total	3.07%	11832 sq pt

### Page 414

Ink	Percentage	Surface
Black	3.11%	11982 sq pt
Total	3.11%	11982 sq pt

### Page 415

Ink	Percentage	Surface
Black	1.62%	6259 sq pt
Total	1.62%	6259 sq pt



### 🔍 Page 416

Ink	Percentage	Surface
Black	22.79%	87814 sq pt
Total	22.79%	87814 sq pt

### 🔍 Page 417

Ink	Percentage	Surface
Black	2.84%	10944 sq pt
Total	2.84%	10944 sq pt

### 🔍 Page 418

Ink	Percentage	Surface
Black	2.61%	10073 sq pt
Total	2.61%	10073 sq pt

### 🔍 Page 419

Ink	Percentage	Surface
Black	3.6%	13885 sq pt
Total	3.6%	13885 sq pt

### 🔍 Page 420

Ink	Percentage	Surface
Black	3.14%	12079 sq pt
Total	3.14%	12079 sq pt

### 🔍 Page 421

Ink	Percentage	Surface
Black	3.11%	11976 sq pt
Total	3.11%	11976 sq pt

### 🔍 Page 422

Ink	Percentage	Surface
Black	2.96%	11394 sq pt
Total	2.96%	11394 sq pt

### 🔍 Page 423

Ink	Percentage	Surface
-----	------------	---------



## Ink Information

Black	3.44%	13235 sq pt
Total	3.44%	13235 sq pt

### Page 424

Ink	Percentage	Surface
Black	2.96%	11391 sq pt
Total	2.96%	11391 sq pt

### Page 425

Ink	Percentage	Surface
Black	2.95%	11369 sq pt
Total	2.95%	11369 sq pt

### Page 426

Ink	Percentage	Surface
Black	1.93%	7420 sq pt
Total	1.93%	7420 sq pt

### Page 427

Ink	Percentage	Surface
Black	3.27%	12605 sq pt
Total	3.27%	12605 sq pt

### Page 428

Ink	Percentage	Surface
Black	3.08%	11860 sq pt
Total	3.08%	11860 sq pt

### Page 429

Ink	Percentage	Surface
Black	2.86%	11011 sq pt
Total	2.86%	11011 sq pt

### Page 430

Ink	Percentage	Surface
Black	1.25%	4824 sq pt
Total	1.25%	4824 sq pt



### 🔍 Page 431

Ink	Percentage	Surface
Black	3.08%	11877 sq pt
Total	3.08%	11877 sq pt

### 🔍 Page 432

Ink	Percentage	Surface
Black	2.75%	10578 sq pt
Total	2.75%	10578 sq pt

### 🔍 Page 433

Ink	Percentage	Surface
Black	2.01%	7757 sq pt
Total	2.01%	7757 sq pt

### 🔍 Page 434

Ink	Percentage	Surface
Black	2.66%	10243 sq pt
Total	2.66%	10243 sq pt

### 🔍 Page 435

Ink	Percentage	Surface
Black	3.38%	13012 sq pt
Total	3.38%	13012 sq pt

### 🔍 Page 436

Ink	Percentage	Surface
Black	1.8%	6918 sq pt
Total	1.8%	6918 sq pt

### 🔍 Page 437

Ink	Percentage	Surface
Black	2.17%	8364 sq pt
Total	2.17%	8364 sq pt

### 🔍 Page 438

Ink	Percentage	Surface
-----	------------	---------



Black	1.93%	7435 sq pt
Total	1.93%	7435 sq pt

### Page 439

Ink	Percentage	Surface
Black	3.04%	11707 sq pt
Total	3.04%	11707 sq pt

### Page 440

Ink	Percentage	Surface
Black	3.54%	13639 sq pt
Total	3.54%	13639 sq pt

### Page 441

Ink	Percentage	Surface
Black	2.27%	8732 sq pt
Total	2.27%	8732 sq pt

### Page 442

Ink	Percentage	Surface
Black	4.48%	17245 sq pt
Total	4.48%	17245 sq pt

### Page 443

Ink	Percentage	Surface
Black	2.18%	8388 sq pt
Total	2.18%	8388 sq pt

### Page 444

Ink	Percentage	Surface
Black	2.54%	9801 sq pt
Total	2.54%	9801 sq pt

### Page 445

Ink	Percentage	Surface
Black	3.21%	12378 sq pt
Total	3.21%	12378 sq pt



### Page 446

Ink	Percentage	Surface
Black	2.54%	9772 sq pt
Total	2.54%	9772 sq pt

### Page 447

Ink	Percentage	Surface
Black	2.72%	10483 sq pt
Total	2.72%	10483 sq pt

### Page 448

Ink	Percentage	Surface
Black	3.65%	14078 sq pt
Total	3.65%	14078 sq pt

### Page 449

Ink	Percentage	Surface
Black	2.15%	8301 sq pt
Total	2.15%	8301 sq pt

### Page 450

Ink	Percentage	Surface
Black	2.84%	10945 sq pt
Total	2.84%	10945 sq pt

### Page 451

Ink	Percentage	Surface
Black	2.36%	9109 sq pt
Total	2.36%	9109 sq pt

### Page 452

Ink	Percentage	Surface
Black	2.27%	8738 sq pt
Total	2.27%	8738 sq pt

### Page 453

Ink	Percentage	Surface
-----	------------	---------



## Ink Information

Black	2.58%	9952 sq pt
Total	2.58%	9952 sq pt

### Page 454

Ink	Percentage	Surface
Black	2.84%	10944 sq pt
Total	2.84%	10944 sq pt

### Page 455

Ink	Percentage	Surface
Black	2.91%	11207 sq pt
Total	2.91%	11207 sq pt

### Page 456

Ink	Percentage	Surface
Black	1.86%	7171 sq pt
Total	1.86%	7171 sq pt

### Page 457

Ink	Percentage	Surface
Black	23.39%	90107 sq pt
Total	23.39%	90107 sq pt

### Page 458

Ink	Percentage	Surface
Black	3.15%	12123 sq pt
Total	3.15%	12123 sq pt

### Page 459

Ink	Percentage	Surface
Black	3.31%	12739 sq pt
Total	3.31%	12739 sq pt

### Page 460

Ink	Percentage	Surface
Black	3.44%	13258 sq pt
Total	3.44%	13258 sq pt





### Page 461

Ink	Percentage	Surface
Black	2.6%	10022 sq pt
Total	2.6%	10022 sq pt

### Page 462

Ink	Percentage	Surface
Black	2.52%	9722 sq pt
Total	2.52%	9722 sq pt

### Page 463

Ink	Percentage	Surface
Black	3.43%	13201 sq pt
Total	3.43%	13201 sq pt

### Page 464

Ink	Percentage	Surface
Black	1.91%	7343 sq pt
Total	1.91%	7343 sq pt

### Page 465

Ink	Percentage	Surface
Black	2.59%	9960 sq pt
Total	2.59%	9960 sq pt

### Page 466

Ink	Percentage	Surface
Black	3.4%	13112 sq pt
Total	3.4%	13112 sq pt

### Page 467

Ink	Percentage	Surface
Black	2.76%	10627 sq pt
Total	2.76%	10627 sq pt

### Page 468

Ink	Percentage	Surface
-----	------------	---------



Black	2.34%	9002 sq pt
Total	2.34%	9002 sq pt

### Page 469

Ink	Percentage	Surface
Black	3.17%	12214 sq pt
Total	3.17%	12214 sq pt

### Page 470

Ink	Percentage	Surface
Black	2.74%	10566 sq pt
Total	2.74%	10566 sq pt

### Page 471

Ink	Percentage	Surface
Black	3.72%	14313 sq pt
Total	3.72%	14313 sq pt

### Page 472

Ink	Percentage	Surface
Black	2.38%	9161 sq pt
Total	2.38%	9161 sq pt

### Page 473

Ink	Percentage	Surface
Black	2.75%	10593 sq pt
Total	2.75%	10593 sq pt

### Page 474

Ink	Percentage	Surface
Black	3.15%	12120 sq pt
Total	3.15%	12120 sq pt

### Page 475

Ink	Percentage	Surface
Black	4.79%	18439 sq pt
Total	4.79%	18439 sq pt



### 🔍 Page 476

Ink	Percentage	Surface
Black	3.49%	13429 sq pt
Total	3.49%	13429 sq pt

### 🔍 Page 477

Ink	Percentage	Surface
Black	2.04%	7842 sq pt
Total	2.04%	7842 sq pt

### 🔍 Page 478

Ink	Percentage	Surface
Black	2.1%	8082 sq pt
Total	2.1%	8082 sq pt

### 🔍 Page 479

Ink	Percentage	Surface
Black	3.43%	13215 sq pt
Total	3.43%	13215 sq pt

### 🔍 Page 480

Ink	Percentage	Surface
Black	3.04%	11718 sq pt
Total	3.04%	11718 sq pt

### 🔍 Page 481

Ink	Percentage	Surface
Black	2.15%	8294 sq pt
Total	2.15%	8294 sq pt

### 🔍 Page 482

Ink	Percentage	Surface
Black	3.26%	12555 sq pt
Total	3.26%	12555 sq pt

### 🔍 Page 483

Ink	Percentage	Surface
-----	------------	---------



Black	4.59%	17680 sq pt
Total	4.59%	17680 sq pt

### Page 484

Ink	Percentage	Surface
Black	2.13%	8187 sq pt
Total	2.13%	8187 sq pt

### Page 485

Ink	Percentage	Surface
Black	3.45%	13299 sq pt
Total	3.45%	13299 sq pt

### Page 486

Ink	Percentage	Surface
Black	2.25%	8659 sq pt
Total	2.25%	8659 sq pt

### Page 487

Ink	Percentage	Surface
Black	2.49%	9576 sq pt
Total	2.49%	9576 sq pt

### Page 488

Ink	Percentage	Surface
Black	3.62%	13960 sq pt
Total	3.62%	13960 sq pt

### Page 489

Ink	Percentage	Surface
Black	3.17%	12210 sq pt
Total	3.17%	12210 sq pt

### Page 490

Ink	Percentage	Surface
Black	1.22%	4684 sq pt
Total	1.22%	4684 sq pt



### 🔍 Page 491

Ink	Percentage	Surface
Black	2.13%	8214 sq pt
Total	2.13%	8214 sq pt

### 🔍 Page 492

Ink	Percentage	Surface
Black	2.18%	8400 sq pt
Total	2.18%	8400 sq pt

### 🔍 Page 493

Ink	Percentage	Surface
Black	1.9%	7315 sq pt
Total	1.9%	7315 sq pt

### 🔍 Page 494

Ink	Percentage	Surface
Black	2.77%	10679 sq pt
Total	2.77%	10679 sq pt

### 🔍 Page 495

Ink	Percentage	Surface
Black	2.99%	11526 sq pt
Total	2.99%	11526 sq pt

### 🔍 Page 496

Ink	Percentage	Surface
Black	2.88%	11087 sq pt
Total	2.88%	11087 sq pt

### 🔍 Page 497

Ink	Percentage	Surface
Black	2.31%	8908 sq pt
Total	2.31%	8908 sq pt

### 🔍 Page 498

Ink	Percentage	Surface
-----	------------	---------



## Ink Information

Black	1.08%	4145 sq pt
Total	1.08%	4145 sq pt

### Page 499

Ink	Percentage	Surface
Black	22.88%	88143 sq pt
Total	22.88%	88143 sq pt

### Page 500

Ink	Percentage	Surface
Black	3.24%	12481 sq pt
Total	3.24%	12481 sq pt

### Page 501

Ink	Percentage	Surface
Black	2.93%	11296 sq pt
Total	2.93%	11296 sq pt

### Page 502

Ink	Percentage	Surface
Black	3.28%	12644 sq pt
Total	3.28%	12644 sq pt

### Page 503

Ink	Percentage	Surface
Black	3.21%	12383 sq pt
Total	3.21%	12383 sq pt

### Page 504

Ink	Percentage	Surface
Black	3.24%	12464 sq pt
Total	3.24%	12464 sq pt

### Page 505

Ink	Percentage	Surface
Black	3.36%	12936 sq pt
Total	3.36%	12936 sq pt



### 🔍 Page 506

Ink	Percentage	Surface
Black	2.88%	11099 sq pt
Total	2.88%	11099 sq pt

### 🔍 Page 507

Ink	Percentage	Surface
Black	7.35%	28311 sq pt
Total	7.35%	28311 sq pt

### 🔍 Page 508

Ink	Percentage	Surface
Black	3.32%	12777 sq pt
Total	3.32%	12777 sq pt

### 🔍 Page 509

Ink	Percentage	Surface
Black	3.07%	11832 sq pt
Total	3.07%	11832 sq pt

### 🔍 Page 510

Ink	Percentage	Surface
Black	4%	15418 sq pt
Total	4%	15418 sq pt

### 🔍 Page 511

Ink	Percentage	Surface
Black	2.21%	8531 sq pt
Total	2.21%	8531 sq pt

### 🔍 Page 512

Ink	Percentage	Surface
Black	3.83%	14750 sq pt
Total	3.83%	14750 sq pt

### 🔍 Page 513

Ink	Percentage	Surface
-----	------------	---------



Black	4.31%	16614 sq pt
Total	4.31%	16614 sq pt

### Page 514

Ink	Percentage	Surface
Black	3.69%	14220 sq pt
Total	3.69%	14220 sq pt

### Page 515

Ink	Percentage	Surface
Black	3.98%	15346 sq pt
Total	3.98%	15346 sq pt

### Page 516

Ink	Percentage	Surface
Black	2.82%	10873 sq pt
Total	2.82%	10873 sq pt

### Page 517

Ink	Percentage	Surface
Black	2.09%	8070 sq pt
Total	2.09%	8070 sq pt

### Page 518

Ink	Percentage	Surface
Black	3.6%	13879 sq pt
Total	3.6%	13879 sq pt

### Page 519

Ink	Percentage	Surface
Black	2.69%	10366 sq pt
Total	2.69%	10366 sq pt

### Page 520

Ink	Percentage	Surface
Black	1.76%	6798 sq pt
Total	1.76%	6798 sq pt





### Page 521

Ink	Percentage	Surface
Black	3.67%	14140 sq pt
Total	3.67%	14140 sq pt

### Page 522

Ink	Percentage	Surface
Black	2.95%	11370 sq pt
Total	2.95%	11370 sq pt

### Page 523

Ink	Percentage	Surface
Black	4.09%	15770 sq pt
Total	4.09%	15770 sq pt

### Page 524

Ink	Percentage	Surface
Black	1.55%	5968 sq pt
Total	1.55%	5968 sq pt

### Page 525

Ink	Percentage	Surface
Black	2.18%	8404 sq pt
Total	2.18%	8404 sq pt

### Page 526

Ink	Percentage	Surface
Black	2.74%	10571 sq pt
Total	2.74%	10571 sq pt

### Page 527

Ink	Percentage	Surface
Black	2.53%	9733 sq pt
Total	2.53%	9733 sq pt

### Page 528

Ink	Percentage	Surface
-----	------------	---------



## Ink Information

Black	3.19%	12305 sq pt
Total	3.19%	12305 sq pt

### Page 529

Ink	Percentage	Surface
Black	3.33%	12829 sq pt
Total	3.33%	12829 sq pt

### Page 530

Ink	Percentage	Surface
Black	2.76%	10641 sq pt
Total	2.76%	10641 sq pt

### Page 531

Ink	Percentage	Surface
Black	2.66%	10266 sq pt
Total	2.66%	10266 sq pt

### Page 532

Ink	Percentage	Surface
Black	22.89%	88198 sq pt
Total	22.89%	88198 sq pt

### Page 533

Ink	Percentage	Surface
Black	3.27%	12591 sq pt
Total	3.27%	12591 sq pt

### Page 534

Ink	Percentage	Surface
Black	4.33%	16679 sq pt
Total	4.33%	16679 sq pt

### Page 535

Ink	Percentage	Surface
Black	2.09%	8065 sq pt
Total	2.09%	8065 sq pt



### 🔍 Page 536

Ink	Percentage	Surface
Black	1.67%	6420 sq pt
Total	1.67%	6420 sq pt

### 🔍 Page 537

Ink	Percentage	Surface
Black	2.86%	11028 sq pt
Total	2.86%	11028 sq pt

### 🔍 Page 538

Ink	Percentage	Surface
Black	3.26%	12549 sq pt
Total	3.26%	12549 sq pt

### 🔍 Page 539

Ink	Percentage	Surface
Black	3.34%	12868 sq pt
Total	3.34%	12868 sq pt

### 🔍 Page 540

Ink	Percentage	Surface
Black	3.55%	13663 sq pt
Total	3.55%	13663 sq pt

### 🔍 Page 541

Ink	Percentage	Surface
Black	3.08%	11858 sq pt
Total	3.08%	11858 sq pt

### 🔍 Page 542

Ink	Percentage	Surface
Black	2.32%	8943 sq pt
Total	2.32%	8943 sq pt

### 🔍 Page 543

Ink	Percentage	Surface
-----	------------	---------



## Ink Information

Black	2.81%	10818 sq pt
Total	2.81%	10818 sq pt

### Page 544

Ink	Percentage	Surface
Black	1.05%	4063 sq pt
Total	1.05%	4063 sq pt

### Page 545

Ink	Percentage	Surface
Black	0.88%	3405 sq pt
Total	0.88%	3405 sq pt

### Page 546

Ink	Percentage	Surface
Black	3.06%	11788 sq pt
Total	3.06%	11788 sq pt

### Page 547

Ink	Percentage	Surface
Black	2.71%	10453 sq pt
Total	2.71%	10453 sq pt

### Page 548

Ink	Percentage	Surface
Black	3.69%	14198 sq pt
Total	3.69%	14198 sq pt

### Page 549

Ink	Percentage	Surface
Black	3.4%	13085 sq pt
Total	3.4%	13085 sq pt

### Page 550

Ink	Percentage	Surface
Black	2.33%	8957 sq pt
Total	2.33%	8957 sq pt



### 🔍 Page 551

Ink	Percentage	Surface
Black	3.55%	13688 sq pt
Total	3.55%	13688 sq pt

### 🔍 Page 552

Ink	Percentage	Surface
Black	3.34%	12865 sq pt
Total	3.34%	12865 sq pt

### 🔍 Page 553

Ink	Percentage	Surface
Black	3.51%	13536 sq pt
Total	3.51%	13536 sq pt

### 🔍 Page 554

Ink	Percentage	Surface
Black	3.63%	13979 sq pt
Total	3.63%	13979 sq pt

### 🔍 Page 555

Ink	Percentage	Surface
Black	4.37%	16841 sq pt
Total	4.37%	16841 sq pt

### 🔍 Page 556

Ink	Percentage	Surface
Black	3.24%	12487 sq pt
Total	3.24%	12487 sq pt

### 🔍 Page 557

Ink	Percentage	Surface
Black	3.24%	12497 sq pt
Total	3.24%	12497 sq pt

### 🔍 Page 558

Ink	Percentage	Surface
-----	------------	---------



## Ink Information

Black	2.31%	8911 sq pt
Total	2.31%	8911 sq pt

### Page 559

Ink	Percentage	Surface
Black	2.85%	10982 sq pt
Total	2.85%	10982 sq pt

### Page 560

Ink	Percentage	Surface
Black	2.77%	10661 sq pt
Total	2.77%	10661 sq pt

### Page 561

Ink	Percentage	Surface
Black	3.01%	11588 sq pt
Total	3.01%	11588 sq pt

### Page 562

Ink	Percentage	Surface
Black	3.26%	12548 sq pt
Total	3.26%	12548 sq pt

### Page 563

Ink	Percentage	Surface
Black	2.91%	11221 sq pt
Total	2.91%	11221 sq pt

### Page 564

Ink	Percentage	Surface
Black	3.23%	12436 sq pt
Total	3.23%	12436 sq pt

### Page 565

Ink	Percentage	Surface
Black	1.34%	5169 sq pt
Total	1.34%	5169 sq pt



### 🔍 Page 566

Ink	Percentage	Surface
Black	25.19%	97044 sq pt
Total	25.19%	97044 sq pt

### 🔍 Page 567

Ink	Percentage	Surface
Black	2.73%	10499 sq pt
Total	2.73%	10499 sq pt

### 🔍 Page 568

Ink	Percentage	Surface
Black	3.45%	13285 sq pt
Total	3.45%	13285 sq pt

### 🔍 Page 569

Ink	Percentage	Surface
Black	2.77%	10657 sq pt
Total	2.77%	10657 sq pt

### 🔍 Page 570

Ink	Percentage	Surface
Black	1.91%	7354 sq pt
Total	1.91%	7354 sq pt

### 🔍 Page 571

Ink	Percentage	Surface
Black	1.81%	6981 sq pt
Total	1.81%	6981 sq pt

### 🔍 Page 572

Ink	Percentage	Surface
Black	4.37%	16844 sq pt
Total	4.37%	16844 sq pt

### 🔍 Page 573

Ink	Percentage	Surface
-----	------------	---------



Black	3.86%	14867 sq pt
Total	3.86%	14867 sq pt

### Page 574

Ink	Percentage	Surface
Black	2.79%	10764 sq pt
Total	2.79%	10764 sq pt

### Page 575

Ink	Percentage	Surface
Black	3.24%	12476 sq pt
Total	3.24%	12476 sq pt

### Page 576

Ink	Percentage	Surface
Black	7.22%	27806 sq pt
Total	7.22%	27806 sq pt

### Page 577

Ink	Percentage	Surface
Black	7.21%	27789 sq pt
Total	7.21%	27789 sq pt

### Page 578

Ink	Percentage	Surface
Black	2.07%	7966 sq pt
Total	2.07%	7966 sq pt

### Page 579

Ink	Percentage	Surface
Black	3.71%	14288 sq pt
Total	3.71%	14288 sq pt

### Page 580

Ink	Percentage	Surface
Black	3.66%	14100 sq pt
Total	3.66%	14100 sq pt





### 🔍 Page 581

Ink	Percentage	Surface
Black	3.61%	13910 sq pt
Total	3.61%	13910 sq pt

### 🔍 Page 582

Ink	Percentage	Surface
Black	3.38%	13015 sq pt
Total	3.38%	13015 sq pt

### 🔍 Page 583

Ink	Percentage	Surface
Black	2.23%	8604 sq pt
Total	2.23%	8604 sq pt

### 🔍 Page 584

Ink	Percentage	Surface
Black	1.32%	5089 sq pt
Total	1.32%	5089 sq pt

### 🔍 Page 585

Ink	Percentage	Surface
Black	2.66%	10244 sq pt
Total	2.66%	10244 sq pt

### 🔍 Page 586

Ink	Percentage	Surface
Black	3.79%	14595 sq pt
Total	3.79%	14595 sq pt

### 🔍 Page 587

Ink	Percentage	Surface
Black	2.27%	8752 sq pt
Total	2.27%	8752 sq pt

### 🔍 Page 588

Ink	Percentage	Surface
-----	------------	---------



## Ink Information

Black	1.34%	5173 sq pt
Total	1.34%	5173 sq pt

### Page 589

Ink	Percentage	Surface
Black	3%	11573 sq pt
Total	3%	11573 sq pt

### Page 590

Ink	Percentage	Surface
Black	3%	11543 sq pt
Total	3%	11543 sq pt

### Page 591

Ink	Percentage	Surface
Black	1.55%	5976 sq pt
Total	1.55%	5976 sq pt

### Page 592

Ink	Percentage	Surface
Black	1.48%	5717 sq pt
Total	1.48%	5717 sq pt

### Page 593

Ink	Percentage	Surface
Black	3.68%	14194 sq pt
Total	3.68%	14194 sq pt

### Page 594

Ink	Percentage	Surface
Black	2.89%	11116 sq pt
Total	2.89%	11116 sq pt

### Page 595

Ink	Percentage	Surface
Black	4.34%	16703 sq pt
Total	4.34%	16703 sq pt



### 🔍 Page 596

Ink	Percentage	Surface
Black	2.67%	10295 sq pt
Total	2.67%	10295 sq pt

### 🔍 Page 597

Ink	Percentage	Surface
Black	3.64%	14031 sq pt
Total	3.64%	14031 sq pt

### 🔍 Page 598

Ink	Percentage	Surface
Black	7.38%	28426 sq pt
Total	7.38%	28426 sq pt

### 🔍 Page 599

Ink	Percentage	Surface
Black	8.03%	30931 sq pt
Total	8.03%	30931 sq pt

### 🔍 Page 600

Ink	Percentage	Surface
Black	2.97%	11441 sq pt
Total	2.97%	11441 sq pt

### 🔍 Page 601

Ink	Percentage	Surface
Black	3.57%	13742 sq pt
Total	3.57%	13742 sq pt

### 🔍 Page 602

Ink	Percentage	Surface
Black	3.41%	13153 sq pt
Total	3.41%	13153 sq pt

### 🔍 Page 603

Ink	Percentage	Surface
-----	------------	---------



## Ink Information

Black	3.12%	12009 sq pt
Total	3.12%	12009 sq pt

### Page 604

Ink	Percentage	Surface
Black	2.37%	9114 sq pt
Total	2.37%	9114 sq pt

### Page 605

Ink	Percentage	Surface
Black	3.77%	14517 sq pt
Total	3.77%	14517 sq pt

### Page 606

Ink	Percentage	Surface
Black	2.8%	10774 sq pt
Total	2.8%	10774 sq pt

### Page 607

Ink	Percentage	Surface
Black	4.15%	15981 sq pt
Total	4.15%	15981 sq pt

### Page 608

Ink	Percentage	Surface
Black	3.37%	12985 sq pt
Total	3.37%	12985 sq pt

### Page 609

Ink	Percentage	Surface
Black	4.63%	17828 sq pt
Total	4.63%	17828 sq pt

### Page 610

Ink	Percentage	Surface
Black	4.32%	16653 sq pt
Total	4.32%	16653 sq pt



### Page 611

Ink	Percentage	Surface
Black	3.5%	13475 sq pt
Total	3.5%	13475 sq pt

### Page 612

Ink	Percentage	Surface
Black	1.18%	4536 sq pt
Total	1.18%	4536 sq pt

### Page 613

Ink	Percentage	Surface
Black	2.25%	8668 sq pt
Total	2.25%	8668 sq pt

### Page 614

Ink	Percentage	Surface
Black	2.35%	9054 sq pt
Total	2.35%	9054 sq pt

### Page 615

Ink	Percentage	Surface
Black	2.84%	10941 sq pt
Total	2.84%	10941 sq pt

### Page 616

Ink	Percentage	Surface
Black	2.66%	10247 sq pt
Total	2.66%	10247 sq pt

### Page 617

Ink	Percentage	Surface
Black	2.85%	10975 sq pt
Total	2.85%	10975 sq pt

### Page 618

Ink	Percentage	Surface
-----	------------	---------



## Ink Information

Black	2.54%	9803 sq pt
Total	2.54%	9803 sq pt

### Page 619

Ink	Percentage	Surface
Black	24.11%	92895 sq pt
Total	24.11%	92895 sq pt

### Page 620

Ink	Percentage	Surface
Black	2.61%	10036 sq pt
Total	2.61%	10036 sq pt

### Page 621

Ink	Percentage	Surface
Black	4.04%	15575 sq pt
Total	4.04%	15575 sq pt

### Page 622

Ink	Percentage	Surface
Black	3.05%	11750 sq pt
Total	3.05%	11750 sq pt

### Page 623

Ink	Percentage	Surface
Black	4.37%	16836 sq pt
Total	4.37%	16836 sq pt

### Page 624

Ink	Percentage	Surface
Black	2.98%	11489 sq pt
Total	2.98%	11489 sq pt

### Page 625

Ink	Percentage	Surface
Black	4.03%	15525 sq pt
Total	4.03%	15525 sq pt



### Page 626

Ink	Percentage	Surface
Black	3.84%	14804 sq pt
Total	3.84%	14804 sq pt

### Page 627

Ink	Percentage	Surface
Black	3.41%	13117 sq pt
Total	3.41%	13117 sq pt

### Page 628

Ink	Percentage	Surface
Black	3.82%	14721 sq pt
Total	3.82%	14721 sq pt

### Page 629

Ink	Percentage	Surface
Black	4.05%	15586 sq pt
Total	4.05%	15586 sq pt

### Page 630

Ink	Percentage	Surface
Black	4.27%	16439 sq pt
Total	4.27%	16439 sq pt

### Page 631

Ink	Percentage	Surface
Black	4.46%	17192 sq pt
Total	4.46%	17192 sq pt

### Page 632

Ink	Percentage	Surface
Black	4.2%	16184 sq pt
Total	4.2%	16184 sq pt

### Page 633

Ink	Percentage	Surface
-----	------------	---------



## Ink Information

Black	3.88%	14944 sq pt
Total	3.88%	14944 sq pt

### Page 634

Ink	Percentage	Surface
Black	4.42%	17039 sq pt
Total	4.42%	17039 sq pt

### Page 635

Ink	Percentage	Surface
Black	2.47%	9526 sq pt
Total	2.47%	9526 sq pt

### Page 636

Ink	Percentage	Surface
Black	3.52%	13554 sq pt
Total	3.52%	13554 sq pt

### Page 637

Ink	Percentage	Surface
Black	3.56%	13727 sq pt
Total	3.56%	13727 sq pt

### Page 638

Ink	Percentage	Surface
Black	3.86%	14881 sq pt
Total	3.86%	14881 sq pt

### Page 639

Ink	Percentage	Surface
Black	3.67%	14131 sq pt
Total	3.67%	14131 sq pt

### Page 640

Ink	Percentage	Surface
Black	3.95%	15233 sq pt
Total	3.95%	15233 sq pt





### Page 641

Ink	Percentage	Surface
Black	3.96%	15263 sq pt
Total	3.96%	15263 sq pt

### Page 642

Ink	Percentage	Surface
Black	4.3%	16575 sq pt
Total	4.3%	16575 sq pt

### Page 643

Ink	Percentage	Surface
Black	3.64%	14006 sq pt
Total	3.64%	14006 sq pt

### Page 644

Ink	Percentage	Surface
Black	4.27%	16441 sq pt
Total	4.27%	16441 sq pt

### Page 645

Ink	Percentage	Surface
Black	3.23%	12442 sq pt
Total	3.23%	12442 sq pt

### Page 646

Ink	Percentage	Surface
Black	3.57%	13766 sq pt
Total	3.57%	13766 sq pt

### Page 647

Ink	Percentage	Surface
Black	2.69%	10353 sq pt
Total	2.69%	10353 sq pt

### Page 648

Ink	Percentage	Surface
-----	------------	---------



## Ink Information

Black	3.16%	12175 sq pt
Total	3.16%	12175 sq pt

### Page 649

Ink	Percentage	Surface
Black	3.55%	13657 sq pt
Total	3.55%	13657 sq pt

### Page 650

Ink	Percentage	Surface
Black	2.97%	11452 sq pt
Total	2.97%	11452 sq pt

### Page 651

Ink	Percentage	Surface
Black	2.83%	10885 sq pt
Total	2.83%	10885 sq pt

### Page 652

Ink	Percentage	Surface
Black	3.11%	11985 sq pt
Total	3.11%	11985 sq pt

### Page 653

Ink	Percentage	Surface
Black	3.46%	13340 sq pt
Total	3.46%	13340 sq pt

### Page 654

Ink	Percentage	Surface
Black	0.48%	1860 sq pt
Total	0.48%	1860 sq pt

### Page 655

Ink	Percentage	Surface
Black	24.49%	94342 sq pt
Total	24.49%	94342 sq pt



### 🔍 Page 656

Ink	Percentage	Surface
Black	3.11%	11982 sq pt
Total	3.11%	11982 sq pt

### 🔍 Page 657

Ink	Percentage	Surface
Black	4.31%	16610 sq pt
Total	4.31%	16610 sq pt

### 🔍 Page 658

Ink	Percentage	Surface
Black	3.66%	14112 sq pt
Total	3.66%	14112 sq pt

### 🔍 Page 659

Ink	Percentage	Surface
Black	3.25%	12529 sq pt
Total	3.25%	12529 sq pt

### 🔍 Page 660

Ink	Percentage	Surface
Black	4.19%	16159 sq pt
Total	4.19%	16159 sq pt

### 🔍 Page 661

Ink	Percentage	Surface
Black	3.46%	13319 sq pt
Total	3.46%	13319 sq pt

### 🔍 Page 662

Ink	Percentage	Surface
Black	3.24%	12496 sq pt
Total	3.24%	12496 sq pt

### 🔍 Page 663

Ink	Percentage	Surface
-----	------------	---------



## Ink Information

Black	3.59%	13819 sq pt
Total	3.59%	13819 sq pt

### Page 664

Ink	Percentage	Surface
Black	3.08%	11849 sq pt
Total	3.08%	11849 sq pt

### Page 665

Ink	Percentage	Surface
Black	3.28%	12647 sq pt
Total	3.28%	12647 sq pt

### Page 666

Ink	Percentage	Surface
Black	3.71%	14289 sq pt
Total	3.71%	14289 sq pt

### Page 667

Ink	Percentage	Surface
Black	3.56%	13716 sq pt
Total	3.56%	13716 sq pt

### Page 668

Ink	Percentage	Surface
Black	4.05%	15602 sq pt
Total	4.05%	15602 sq pt

### Page 669

Ink	Percentage	Surface
Black	3.25%	12524 sq pt
Total	3.25%	12524 sq pt

### Page 670

Ink	Percentage	Surface
Black	4.08%	15713 sq pt
Total	4.08%	15713 sq pt



### 🔍 Page 671

Ink	Percentage	Surface
Black	2.02%	7794 sq pt
Total	2.02%	7794 sq pt

### 🔍 Page 672

Ink	Percentage	Surface
Black	3.66%	14089 sq pt
Total	3.66%	14089 sq pt

### 🔍 Page 673

Ink	Percentage	Surface
Black	3.4%	13102 sq pt
Total	3.4%	13102 sq pt

### 🔍 Page 674

Ink	Percentage	Surface
Black	3.43%	13220 sq pt
Total	3.43%	13220 sq pt

### 🔍 Page 675

Ink	Percentage	Surface
Black	2.94%	11336 sq pt
Total	2.94%	11336 sq pt

### 🔍 Page 676

Ink	Percentage	Surface
Black	3.31%	12737 sq pt
Total	3.31%	12737 sq pt

### 🔍 Page 677

Ink	Percentage	Surface
Black	3.29%	12660 sq pt
Total	3.29%	12660 sq pt

### 🔍 Page 678

Ink	Percentage	Surface
-----	------------	---------



Black	4.07%	15681 sq pt
Total	4.07%	15681 sq pt

### Page 679

Ink	Percentage	Surface
Black	3.28%	12638 sq pt
Total	3.28%	12638 sq pt

### Page 680

Ink	Percentage	Surface
Black	3.41%	13152 sq pt
Total	3.41%	13152 sq pt

### Page 681

Ink	Percentage	Surface
Black	3.45%	13288 sq pt
Total	3.45%	13288 sq pt

### Page 682

Ink	Percentage	Surface
Black	3.76%	14487 sq pt
Total	3.76%	14487 sq pt

### Page 683

Ink	Percentage	Surface
Black	4.4%	16966 sq pt
Total	4.4%	16966 sq pt

### Page 684

Ink	Percentage	Surface
Black	3.3%	12711 sq pt
Total	3.3%	12711 sq pt

### Page 685

Ink	Percentage	Surface
Black	1.43%	5527 sq pt
Total	1.43%	5527 sq pt



### Page 686

Ink	Percentage	Surface
Black	2.41%	9298 sq pt
Total	2.41%	9298 sq pt

### Page 687

Ink	Percentage	Surface
Black	2.86%	11002 sq pt
Total	2.86%	11002 sq pt

### Page 688

Ink	Percentage	Surface
Black	2.68%	10339 sq pt
Total	2.68%	10339 sq pt

### Page 689

Ink	Percentage	Surface
Black	3.34%	12875 sq pt
Total	3.34%	12875 sq pt

### Page 690

Ink	Percentage	Surface
Black	3.02%	11620 sq pt
Total	3.02%	11620 sq pt

### Page 691

Ink	Percentage	Surface
Black	0.64%	2453 sq pt
Total	0.64%	2453 sq pt

### Page 692

Ink	Percentage	Surface
Black	22.73%	87555 sq pt
Total	22.73%	87555 sq pt

### Page 693

Ink	Percentage	Surface
-----	------------	---------



Black	2.94%	11339 sq pt
Total	2.94%	11339 sq pt

### Page 694

Ink	Percentage	Surface
Black	4.28%	16479 sq pt
Total	4.28%	16479 sq pt

### Page 695

Ink	Percentage	Surface
Black	3.6%	13872 sq pt
Total	3.6%	13872 sq pt

### Page 696

Ink	Percentage	Surface
Black	4.32%	16637 sq pt
Total	4.32%	16637 sq pt

### Page 697

Ink	Percentage	Surface
Black	2.61%	10058 sq pt
Total	2.61%	10058 sq pt

### Page 698

Ink	Percentage	Surface
Black	3.92%	15110 sq pt
Total	3.92%	15110 sq pt

### Page 699

Ink	Percentage	Surface
Black	2.38%	9181 sq pt
Total	2.38%	9181 sq pt

### Page 700

Ink	Percentage	Surface
Black	3.46%	13322 sq pt
Total	3.46%	13322 sq pt





### 🔍 Page 701

Ink	Percentage	Surface
Black	4.03%	15537 sq pt
Total	4.03%	15537 sq pt

### 🔍 Page 702

Ink	Percentage	Surface
Black	4.06%	15631 sq pt
Total	4.06%	15631 sq pt

### 🔍 Page 703

Ink	Percentage	Surface
Black	4.09%	15740 sq pt
Total	4.09%	15740 sq pt

### 🔍 Page 704

Ink	Percentage	Surface
Black	3.73%	14352 sq pt
Total	3.73%	14352 sq pt

### 🔍 Page 705

Ink	Percentage	Surface
Black	3.2%	12334 sq pt
Total	3.2%	12334 sq pt

### 🔍 Page 706

Ink	Percentage	Surface
Black	4.48%	17273 sq pt
Total	4.48%	17273 sq pt

### 🔍 Page 707

Ink	Percentage	Surface
Black	4.17%	16073 sq pt
Total	4.17%	16073 sq pt

### 🔍 Page 708

Ink	Percentage	Surface
-----	------------	---------



## Ink Information

Black	3.96%	15248 sq pt
Total	3.96%	15248 sq pt

### Page 709

Ink	Percentage	Surface
Black	3.84%	14810 sq pt
Total	3.84%	14810 sq pt

### Page 710

Ink	Percentage	Surface
Black	4.35%	16740 sq pt
Total	4.35%	16740 sq pt

### Page 711

Ink	Percentage	Surface
Black	3.94%	15173 sq pt
Total	3.94%	15173 sq pt

### Page 712

Ink	Percentage	Surface
Black	4.25%	16361 sq pt
Total	4.25%	16361 sq pt

### Page 713

Ink	Percentage	Surface
Black	3.99%	15389 sq pt
Total	3.99%	15389 sq pt

### Page 714

Ink	Percentage	Surface
Black	3.74%	14408 sq pt
Total	3.74%	14408 sq pt

### Page 715

Ink	Percentage	Surface
Black	3.7%	14242 sq pt
Total	3.7%	14242 sq pt



### 🔍 Page 716

Ink	Percentage	Surface
Black	2.83%	10892 sq pt
Total	2.83%	10892 sq pt

### 🔍 Page 717

Ink	Percentage	Surface
Black	1.72%	6615 sq pt
Total	1.72%	6615 sq pt

### 🔍 Page 718

Ink	Percentage	Surface
Black	3.48%	13393 sq pt
Total	3.48%	13393 sq pt

### 🔍 Page 719

Ink	Percentage	Surface
Black	2.37%	9136 sq pt
Total	2.37%	9136 sq pt

### 🔍 Page 720

Ink	Percentage	Surface
Black	23.42%	90233 sq pt
Total	23.42%	90233 sq pt

### 🔍 Page 721

Ink	Percentage	Surface
Black	3.12%	12024 sq pt
Total	3.12%	12024 sq pt

### 🔍 Page 722

Ink	Percentage	Surface
Black	3.94%	15196 sq pt
Total	3.94%	15196 sq pt

### 🔍 Page 723

Ink	Percentage	Surface
-----	------------	---------



## Ink Information

Black	4.28%	16479 sq pt
Total	4.28%	16479 sq pt

### Page 724

Ink	Percentage	Surface
Black	3.04%	11713 sq pt
Total	3.04%	11713 sq pt

### Page 725

Ink	Percentage	Surface
Black	3.35%	12915 sq pt
Total	3.35%	12915 sq pt

### Page 726

Ink	Percentage	Surface
Black	3.42%	13160 sq pt
Total	3.42%	13160 sq pt

### Page 727

Ink	Percentage	Surface
Black	3.35%	12888 sq pt
Total	3.35%	12888 sq pt

### Page 728

Ink	Percentage	Surface
Black	2.76%	10615 sq pt
Total	2.76%	10615 sq pt

### Page 729

Ink	Percentage	Surface
Black	2.79%	10729 sq pt
Total	2.79%	10729 sq pt

### Page 730

Ink	Percentage	Surface
Black	3%	11554 sq pt
Total	3%	11554 sq pt



### 🔍 Page 731

Ink	Percentage	Surface
Black	3.58%	13790 sq pt
Total	3.58%	13790 sq pt

### 🔍 Page 732

Ink	Percentage	Surface
Black	1.6%	6172 sq pt
Total	1.6%	6172 sq pt

### 🔍 Page 733

Ink	Percentage	Surface
Black	2.93%	11281 sq pt
Total	2.93%	11281 sq pt

### 🔍 Page 734

Ink	Percentage	Surface
Black	3.35%	12912 sq pt
Total	3.35%	12912 sq pt

### 🔍 Page 735

Ink	Percentage	Surface
Black	3.09%	11900 sq pt
Total	3.09%	11900 sq pt

### 🔍 Page 736

Ink	Percentage	Surface
Black	3.8%	14621 sq pt
Total	3.8%	14621 sq pt

### 🔍 Page 737

Ink	Percentage	Surface
Black	1.69%	6509 sq pt
Total	1.69%	6509 sq pt

### 🔍 Page 738

Ink	Percentage	Surface
-----	------------	---------



## Ink Information

Black	3.32%	12775 sq pt
Total	3.32%	12775 sq pt

### Page 739

Ink	Percentage	Surface
Black	2.37%	9123 sq pt
Total	2.37%	9123 sq pt

### Page 740

Ink	Percentage	Surface
Black	2.82%	10865 sq pt
Total	2.82%	10865 sq pt

### Page 741

Ink	Percentage	Surface
Black	2.83%	10915 sq pt
Total	2.83%	10915 sq pt

### Page 742

Ink	Percentage	Surface
Black	2.65%	10209 sq pt
Total	2.65%	10209 sq pt

### Page 743

Ink	Percentage	Surface
Black	1.68%	6463 sq pt
Total	1.68%	6463 sq pt

### Page 744

Ink	Percentage	Surface
Black	23.28%	89672 sq pt
Total	23.28%	89672 sq pt

### Page 745

Ink	Percentage	Surface
Black	2.86%	11006 sq pt
Total	2.86%	11006 sq pt



### Page 746

Ink	Percentage	Surface
Black	3.37%	12992 sq pt
Total	3.37%	12992 sq pt

### Page 747

Ink	Percentage	Surface
Black	4.06%	15642 sq pt
Total	4.06%	15642 sq pt

### Page 748

Ink	Percentage	Surface
Black	3.89%	14987 sq pt
Total	3.89%	14987 sq pt

### Page 749

Ink	Percentage	Surface
Black	3.63%	13993 sq pt
Total	3.63%	13993 sq pt

### Page 750

Ink	Percentage	Surface
Black	4.03%	15537 sq pt
Total	4.03%	15537 sq pt

### Page 751

Ink	Percentage	Surface
Black	3.87%	14913 sq pt
Total	3.87%	14913 sq pt

### Page 752

Ink	Percentage	Surface
Black	3.87%	14912 sq pt
Total	3.87%	14912 sq pt

### Page 753

Ink	Percentage	Surface
-----	------------	---------



## Ink Information

Black	3.59%	13848 sq pt
Total	3.59%	13848 sq pt

### Page 754

Ink	Percentage	Surface
Black	3.75%	14440 sq pt
Total	3.75%	14440 sq pt

### Page 755

Ink	Percentage	Surface
Black	4.08%	15728 sq pt
Total	4.08%	15728 sq pt

### Page 756

Ink	Percentage	Surface
Black	4.13%	15895 sq pt
Total	4.13%	15895 sq pt

### Page 757

Ink	Percentage	Surface
Black	3.65%	14068 sq pt
Total	3.65%	14068 sq pt

### Page 758

Ink	Percentage	Surface
Black	4.1%	15801 sq pt
Total	4.1%	15801 sq pt

### Page 759

Ink	Percentage	Surface
Black	3.09%	11914 sq pt
Total	3.09%	11914 sq pt

### Page 760

Ink	Percentage	Surface
Black	3.31%	12753 sq pt
Total	3.31%	12753 sq pt





### 🔍 Page 761

Ink	Percentage	Surface
Black	3.29%	12670 sq pt
Total	3.29%	12670 sq pt

### 🔍 Page 762

Ink	Percentage	Surface
Black	3.73%	14350 sq pt
Total	3.73%	14350 sq pt

### 🔍 Page 763

Ink	Percentage	Surface
Black	3.67%	14129 sq pt
Total	3.67%	14129 sq pt

### 🔍 Page 764

Ink	Percentage	Surface
Black	3.69%	14203 sq pt
Total	3.69%	14203 sq pt

### 🔍 Page 765

Ink	Percentage	Surface
Black	3.92%	15119 sq pt
Total	3.92%	15119 sq pt

### 🔍 Page 766

Ink	Percentage	Surface
Black	3.61%	13914 sq pt
Total	3.61%	13914 sq pt

### 🔍 Page 767

Ink	Percentage	Surface
Black	1.57%	6063 sq pt
Total	1.57%	6063 sq pt

### 🔍 Page 768

Ink	Percentage	Surface
-----	------------	---------



## Ink Information

Black	3.83%	14741 sq pt
Total	3.83%	14741 sq pt

### Page 769

Ink	Percentage	Surface
Black	2.34%	9010 sq pt
Total	2.34%	9010 sq pt

### Page 770

Ink	Percentage	Surface
Black	2.42%	9326 sq pt
Total	2.42%	9326 sq pt

### Page 771

Ink	Percentage	Surface
Black	3.3%	12716 sq pt
Total	3.3%	12716 sq pt

### Page 772

Ink	Percentage	Surface
Black	2.78%	10691 sq pt
Total	2.78%	10691 sq pt

### Page 773

Ink	Percentage	Surface
Black	3.01%	11599 sq pt
Total	3.01%	11599 sq pt

### Page 774

Ink	Percentage	Surface
Black	4.01%	15452 sq pt
Total	4.01%	15452 sq pt

### Page 775

Ink	Percentage	Surface
Black	3.28%	12640 sq pt
Total	3.28%	12640 sq pt



### Page 776

Ink	Percentage	Surface
Black	1.73%	6677 sq pt
Total	1.73%	6677 sq pt

### Page 777

Ink	Percentage	Surface
Black	1.24%	4777 sq pt
Total	1.24%	4777 sq pt

### Page 778

Ink	Percentage	Surface
Black	2.41%	9280 sq pt
Total	2.41%	9280 sq pt

### Page 779

Ink	Percentage	Surface
Black	4.5%	17329 sq pt
Total	4.5%	17329 sq pt

### Page 780

Ink	Percentage	Surface
Black	3.28%	12628 sq pt
Total	3.28%	12628 sq pt

### Page 781

Ink	Percentage	Surface
Black	3.35%	12913 sq pt
Total	3.35%	12913 sq pt

### Page 782

Ink	Percentage	Surface
Black	3%	11555 sq pt
Total	3%	11555 sq pt

### Page 783

Ink	Percentage	Surface
-----	------------	---------



## Ink Information

Black	3.35%	12912 sq pt
Total	3.35%	12912 sq pt

### Page 784

Ink	Percentage	Surface
Black	3.71%	14292 sq pt
Total	3.71%	14292 sq pt

### Page 785

Ink	Percentage	Surface
Black	2.07%	7991 sq pt
Total	2.07%	7991 sq pt

### Page 786

Ink	Percentage	Surface
Black	5.29%	20388 sq pt
Total	5.29%	20388 sq pt

### Page 787

Ink	Percentage	Surface
Black	4.94%	19049 sq pt
Total	4.94%	19049 sq pt

### Page 788

Ink	Percentage	Surface
Black	5.35%	20607 sq pt
Total	5.35%	20607 sq pt

### Page 789

Ink	Percentage	Surface
Black	5.42%	20893 sq pt
Total	5.42%	20893 sq pt

### Page 790

Ink	Percentage	Surface
Black	5.43%	20911 sq pt
Total	5.43%	20911 sq pt



### 🔍 Page 791

Ink	Percentage	Surface
Black	5.67%	21828 sq pt
Total	5.67%	21828 sq pt

### 🔍 Page 792

Ink	Percentage	Surface
Black	5.38%	20737 sq pt
Total	5.38%	20737 sq pt

### 🔍 Page 793

Ink	Percentage	Surface
Black	5.87%	22599 sq pt
Total	5.87%	22599 sq pt

### 🔍 Page 794

Ink	Percentage	Surface
Black	5.57%	21462 sq pt
Total	5.57%	21462 sq pt

### 🔍 Page 795

Ink	Percentage	Surface
Black	3.9%	15007 sq pt
Total	3.9%	15007 sq pt

### 🔍 Page 796

Ink	Percentage	Surface
Black	2.96%	11421 sq pt
Total	2.96%	11421 sq pt

### 🔍 Page 797

Ink	Percentage	Surface
Black	2.95%	11371 sq pt
Total	2.95%	11371 sq pt

### 🔍 Page 798

Ink	Percentage	Surface
-----	------------	---------



## Ink Information

Black	2.84%	10949 sq pt
Total	2.84%	10949 sq pt

### Page 799

Ink	Percentage	Surface
Black	3%	11549 sq pt
Total	3%	11549 sq pt

### Page 800

Ink	Percentage	Surface
Black	2.88%	11098 sq pt
Total	2.88%	11098 sq pt

### Page 801

Ink	Percentage	Surface
Black	2.27%	8730 sq pt
Total	2.27%	8730 sq pt



# enfocus PITSTOPSERVER



## Output Intents

### GTS\_PDFX

Output condition	ISO Coated v2 300% (ECI)
Output condition identifier	Custom
Additional information	ISO Coated v2 300% (ECI)
Destination output profile	ISO Coated v2 300% (ECI)