










Warnings

-  Page is empty inside trim box (16x on pages 14...384)
-  Font Arial-ItalicMT, ArialMT, SymbolMT uses an artificial bold style --> please check if used font family includes the used font style originally i.e. BOLD (14x on page 258)
-  Font SymbolItalic, SymbolMT uses an artificial italic style --> please check if used font family includes the used font style originally i.e. BOLD (65x on pages 44...340)
-  Font ArialUnicodeMS-KSCms-UHC-H-Identity-H is a composite font --> info message (9x on page 68)
-  Text of 3.34...4.98 pt is less than 5 pt --> please check for legibility (880x on pages 16...357)
-  Compression ratio of image is more than 15 --> please use correct jopotions (SpringerNature_Print) (35x on pages 17...351)
-  Gray (Separation) fonts are used (should be 100% black) --> gray fonts between 70 % and 84,9% are critical --> please check for wanted outcome (4x on page 172)



Processing

Certified PDF status	Preflighted successfully
Preflight Profile	SpringerNature_Print_Books_V13_2016_10_06
Created by	Mark Rübsam / Klaus Rüschhoff Springer Nature
Pages processed	1-384
Application used to preflight	Enfocus PitStop Server 13 update 2 powered by Enfocus PitStop Library 13 update 2
Application used to create the report	Enfocus PitStop Library 13 update 2
Preflighted on	UTC: April 23, 2017 - 02:32:16 [April 23, 2017 - 08:02:16]

Document properties

Document Name	978-1-4939-5126-0_Book_PrintPDF.pdf
Number of pages	384
PDF Version	1.3
Creation Date	UTC: April 21, 2017 - 19:50:15 [April 22, 2017 - 01:20:15]
Modification Date	UTC: April 23, 2017 - 02:25:41 [April 23, 2017 - 07:55:41]
Producer	Acrobat Distiller 9.4.0(Windows)
Creator	Arbortext Advanced Print Publisher 9.0.223/W Unicode
Author	-
Title	-
Subject	-
Keywords	-
Trapped	no
Trapping Information Present	no
Repaired on Open	no
Optimized for Fast Web View	no
Thumbnails Present	no
Binding	left
Job Ticket Present	no

Security

Encryption Type	not encrypted
Content Copying or Extraction	allowed
Content Access for Disabled Users	allowed
Adding or Modifying Annotations	allowed
Creating or Modifying Form Fields	allowed
Form Field Fill-in or Signing	allowed
Document Assembly	allowed
Other Document Modifications	allowed
Printing	high resolution

Compression

Data format	binary
Document structure compressed	yes
Filters used	CCITT, JPEG, ZIP



Status Incoming Document

Not Certified

Action:

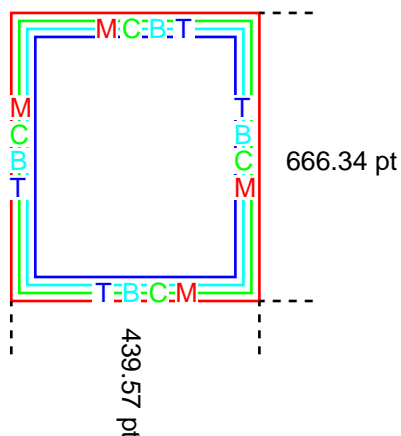
Started Certified PDF workflow

Status Outgoing Document

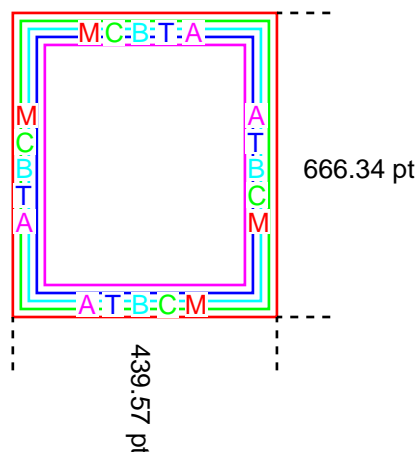
Preflight Profile Name:	SpringerNature_Print_Books_V13_2016_10_06
Author:	Mark Rübsam / Klaus Rüschoff
Company:	Springer Nature
Document Status	Preflighted successfully
Preflight Profile Status	Match



Defined page boxes



Effective page boxes



Page box	Defined size	Effective size
Media box (M)	439.57 x 666.34 pt	439.57 x 666.34 pt
Crop box (C)	439.57 x 666.34 pt	439.57 x 666.34 pt
Trim box (T)	439.57 x 666.34 pt	439.57 x 666.34 pt
Bleed box (B)	439.57 x 666.34 pt	439.57 x 666.34 pt
Art box (A)	not defined	439.57 x 666.34 pt

Defined for pages 1-384

Media box starts at : (0, 0) pt

Page rotation : 0 degrees

Page scaling factor : 1



Font Information

PostScript font name	Type	Embedded as	Subset	Encoding
AdvP6975	Type 1	Type 1	yes	Custom
AdvTT5843c571	Type 1	Type 1	yes	Custom
Times-Roman	Type 1	Type 1	no	Custom
AdvP696A	Type 1	Type 1	yes	Custom
AdvP6960	Type 1	Type 1	yes	Custom
AdvOT8608a8d1+03	Type 1	Type 1	yes	Custom
AdvP4C4E74	Type 1	Type 1	yes	Custom
Helvetica	Type 1	Type 1	yes	Custom
HelveticaOblique	Type 1	Type 1	yes	Custom
AdvTT5843c571+21	Type 1	Type 1	yes	Custom
AdvOTdd3b7348.l+03	Type 1	Type 1	yes	Custom
AdvP4C4E59	Type 1	Type 1	yes	Custom
AdvP4C4E51	Type 1	Type 1	yes	Custom
AdvP6965	Type 1	Type 1	yes	Custom
AdvP4C4E46	Type 1	Type 1	yes	Custom
AdvTT5843c571+22	Type 1	Type 1	yes	Custom
ArialMT	Type 1	Type 1	yes	Custom
Symbol	Type 1	Type 1	yes	Custom
TimesNewRomanPS-ItalicMT	Type 1	Type 1	yes	Custom
TimesNewRomanPSMT	Type 1	Type 1	yes	Custom
AdvTT97cacd14+22	Type 1	Type 1	yes	Custom
Calibri	Type 1	Type 1	yes	Custom
Calibri-Bold	Type 1	Type 1	yes	Custom
Calibri-BoldItalic	Type 1	Type 1	yes	Custom
Arial-ItalicMT	Type 1	Type 1	yes	Custom
Arial-BoldItalicMT	Type 1	Type 1	yes	Custom
Arial-BoldMT	Type 1	Type 1	yes	Custom
SymbolItalic	Type 1	Type 1	yes	Custom
AdvP8DFB	Type 1	Type 1	yes	Custom
MyriadPro-Regular	Type 1	Type 1	yes	Custom
Arial	Type 1	Type 1	yes	Custom
HelveticaBold	Type 1	Type 1	yes	Custom
TimesNewRoman	Type 1	Type 1	yes	Custom
ArialUnicodeMS-KSCms-UHC-H-Identity-H	Composite T1	Type 1	yes	Identity-H
SymbolMT	Type 1	Type 1	yes	Custom
AdvTT5843c571+03	Type 1	Type 1	yes	Custom
AdvOT8244d044.BI+03	Type 1	Type 1	yes	Custom
AdvTT6120e2aa	Type 1	Type 1	yes	Custom
AdvTT97cacd14+25	Type 1	Type 1	yes	Custom
AdvTT8f3612e7	Type 1	Type 1	yes	Custom
Helvetica-Bold	Type 1	Type 1	yes	Custom
AdvTTcad11138	Type 1	Type 1	yes	Custom
TimesNewRoman,Italic	Type 1	Type 1	yes	Custom
Helvetica-Oblique	Type 1	Type 1	yes	Custom
Helvetica-Narrow-Bold	Type 1	Type 1	yes	Custom



Font Information

	PostScript font name	Type	Embedded as	Subset	Encoding
🔍	TimesNewRomanPS-BoldMT	Type 1	Type 1	yes	Custom
🔍	Centaur	Type 1	Type 1	yes	Custom
🔍	AdvTT5843c571+04	Type 1	Type 1	yes	Custom
🔍	AdvTT50a2f13e.l+21	Type 1	Type 1	yes	Custom



Image Information

Type	Color Space	Size (pixels)	Resolution (ppi)	Bits per channel	Page	Angle (degrees)	Shear	Flipped	Custom Transfer	Custom Halftone	Custom BG	Custom UCR
Grayscale	Gray	1840x2629	599.1x599	8	17	0	-	-	-	-	-	-
Color	CMYK	2745x2224	599x599	8	38	0	-	-	-	-	-	-
Color	CMYK	2745x1678	599x599	8	39	0	-	-	-	-	-	-
Color	CMYK	2745x1861	599x599	8	40	0	-	-	-	-	-	-
Color	CMYK	2725x1935	599x599	8	41	0	-	-	-	-	-	-
Color	CMYK	2740x816	599.1x599	8	48	0	-	-	-	-	-	-
Color	CMYK	1373x812	599.1x599	8	50	0	-	-	-	-	-	-
Grayscale	Separation: Black (Process color)	251x372	598.1x598.7	8	56	0	-	-	-	-	-	-
Grayscale	Gray	2300x1363	598.9x599	8	57	0	-	-	-	-	-	-
Grayscale	Gray	2745x1172	599x599.1	8	57	0	-	-	-	-	-	-
Grayscale	Gray	1350x982	599x599.1	8	62	0	-	-	-	-	-	-
Grayscale	Gray	1800x907	599x599.1	8	62	0	-	-	-	-	-	-
Grayscale	Separation: Black (Process color)	319x94	598.5x594.9	8	76	0	-	-	-	-	-	-
Grayscale	Gray	1830x1635	599.1x599	8	82	0	-	-	-	-	-	-
Grayscale	Gray	2719x1333	599x599.1	8	85	0	-	-	-	-	-	-
Grayscale	Gray	1840x1278	599.1x599	8	86	0	-	-	-	-	-	-
Grayscale	Gray	1817x1401	599x598.9	8	88	0	-	-	-	-	-	-
Grayscale	Gray	2278x1359	599x598.9	8	91	0	-	-	-	-	-	-
Grayscale	Gray	2300x2051	598.9x599	8	92	0	-	-	-	-	-	-
Grayscale	Gray	2300x2542	598.9x599	8	94	0	-	-	-	-	-	-
Grayscale	Gray	1808x1500	599.2x598.9	8	95	0	-	-	-	-	-	-
Grayscale	Gray	2680x946	599x599	8	96	0	-	-	-	-	-	-
Grayscale	Gray	1003x1088	599.1x599	8	100	0	-	-	-	-	-	-
Grayscale	Gray	2300x1003	598.9x598.9	8	111	0	-	-	-	-	-	-
Grayscale	Gray	1375x1085	598.9x599	8	112	0	-	-	-	-	-	-
Grayscale	Gray	2300x1872	598.9x599	8	112	0	-	-	-	-	-	-
Grayscale	Gray	1340x963	599.1x599	8	115	0	-	-	-	-	-	-
Grayscale	Gray	1848x1936	599.1x599	8	115	0	-	-	-	-	-	-
Grayscale	Gray	1350x933	599x599.2	8	116	0	-	-	-	-	-	-
Mask	CMYK	2700x2528	1198.1x1198.4	1	132	0	-	-	-	-	-	-
Grayscale	Gray	1810x918	599x598.8	8	133	0	-	-	-	-	-	-
Grayscale	Gray	1824x1014	599.1x599.1	8	134	0	-	-	-	-	-	-
Mask	CMYK	4626x5740	1198.3x1198.2	1	159	0	-	-	-	-	-	-
Grayscale	Gray	1850x2968	599x599	8	179	0	-	-	-	-	-	-
Grayscale	Gray	1700x1699	599x599.1	8	198	0	-	-	-	-	-	-
Grayscale	Gray	1848x843	599.1x598.9	8	198	0	-	-	-	-	-	-



Image Information

Type	Color Space	Size (pixels)	Resolution (ppi)	Bits per channel	Page	Angle (degrees)	Shear	Flipped	Custom Transfer	Custom Halftone	Custom BG	Custom UCR
Grayscale	Gray	1840x2841	599.1x599.1	8	203	0	-	-	-	-	-	-
Grayscale	Gray	2679x1710	599x598.9	8	204	0	-	-	-	-	-	-
Grayscale	Gray	2301x903	599x599	8	205	0	-	-	-	-	-	-
Grayscale	Gray	2642x1423	599x599	8	205	0	-	-	-	-	-	-
Grayscale	Gray	1350x1331	598.9x599.1	8	207	0	-	-	-	-	-	-
Grayscale	Gray	2740x1037	599.1x599	8	211	0	-	-	-	-	-	-
Grayscale	Gray	2700x2137	599x599	8	213	0	-	-	-	-	-	-
Grayscale	Gray	2740x1981	599.1x599.1	8	214	0	-	-	-	-	-	-
Grayscale	Gray	2719x1817	599x598.9	8	215	0	-	-	-	-	-	-
Grayscale	Gray	1840x1745	599.1x599	8	225	0	-	-	-	-	-	-
Grayscale	Gray	1850x2614	599x599.1	8	227	0	-	-	-	-	-	-
Grayscale	Gray	1821x1665	599.1x599.1	8	228	0	-	-	-	-	-	-
Grayscale	Gray	1845x1803	599x599	8	260	0	-	-	-	-	-	-
Grayscale	Gray	2286x1011	599x598.9	8	261	0	-	-	-	-	-	-
Grayscale	Gray	1840x3602	599.1x599	8	262	0	-	-	-	-	-	-
Grayscale	Gray	1842x1194	599x599	8	263	0	-	-	-	-	-	-
Grayscale	Gray	1502x3285	599x599	8	266	0	-	-	-	-	-	-
Grayscale	Gray	1840x1509	599.1x599	8	267	0	-	-	-	-	-	-
Grayscale	Gray	1840x2331	599.1x599	8	268	0	-	-	-	-	-	-
Grayscale	Gray	1840x1207	599.1x599.1	8	275	0	-	-	-	-	-	-
Grayscale	Gray	2283x1247	599.1x599	8	281	0	-	-	-	-	-	-
Color	CMYK	2722x1048	599.1x599.1	8	283	0	-	-	-	-	-	-
Grayscale	Gray	2740x1835	599.1x599	8	290	0	-	-	-	-	-	-
Grayscale	Gray	2740x1233	599.1x599.1	8	292	0	-	-	-	-	-	-
Grayscale	Gray	2740x1497	599.1x599.1	8	292	0	-	-	-	-	-	-
Grayscale	Gray	1350x851	599x598.9	8	293	0	-	-	-	-	-	-
Grayscale	Gray	1500x1561	599x598.9	8	295	0	-	-	-	-	-	-
Grayscale	Gray	1500x3080	599x599.1	8	296	0	-	-	-	-	-	-
Grayscale	Gray	1826x1401	599x598.9	8	297	0	-	-	-	-	-	-
Grayscale	Gray	1500x3383	599x599.1	8	298	0	-	-	-	-	-	-
Color	CMYK	1840x1416	599.1x599.1	8	303	0	-	-	-	-	-	-
Grayscale	Gray	1850x2913	599x599.1	8	317	0	-	-	-	-	-	-
Grayscale	Separation: Black (Process color)	358x718	598.7x599.3	8	322	0	-	-	-	-	-	-
Grayscale	Gray	2732x1111	599.1x598.9	8	342	0	-	-	-	-	-	-
Color	CMYK	1500x3919	599x599	8	343	0	-	-	-	-	-	-
Color	CMYK	2740x3095	599.1x599	8	344	0	-	-	-	-	-	-
Grayscale	Gray	2300x3177	598.9x599	8	349	0	-	-	-	-	-	-
Color	CMYK	1475x1064	599x599	8	350	0	-	-	-	-	-	-



Image Information

Type	Color Space	Size (pixels)	Resolution (ppi)	Bits per channel	Page	Angle (degrees)	Shear	Flipped	Custom Transfer	Custom Halftone	Custom BG	Custom UCR
Grayscale	Gray	1786x1755	599x599	8	351	0	-	-	-	-	-	-
Grayscale	Gray	2740x1798	599.1x599.1	8	351	0	-	-	-	-	-	-






enfocus
PITSTOPSERVER



OPI Information

No OPI



Item	Value
 Color Space	Separation (Process color)
Page	1,3-5,7-13,15-19,21-139,141-159,161-167,169-189,191-215,217-269,271-275,277-335,337-345,347-353,355-377,379-381
Name	■ Black
Alternate Space	CMYK
CMYK values	[0, 0, 0, 1]
 Color Space	CMYK
Page	2-3,6,16,18,22-56,58-61,63-78,83-90,95,97-138,142-154,156-159,161-167,170-178,181-189,191-197,199-202,204,206-210,212-213,218-226,229-243,245-262,266-267,272-274,278-283,286-289,291,293-295,298-313,318-324,326,329-334,338-340,342-344,350,357-358
 Color Space	Gray
Page	3,17,57,62,82,85-86,88,91-92,94-96,100,111-112,115-116,133-134,179,198,203-205,207,211,213-215,225,227-228,260-263,266-268,275,281,290,292-293,295-298,317,342,349,351



Document

Ink	Percentage	Surface
Black	3.48%	3913654 sq pt
Cyan	0.01%	13660 sq pt
Magenta	0.02%	19253 sq pt
Yellow	0.02%	17748 sq pt
Total	3.52%	3964315 sq pt

Page 1

Ink	Percentage	Surface
Black	0.37%	1079 sq pt
Total	0.37%	1079 sq pt

Pages 2,6,14,20,140,160,168,190,216,270,276,336,346,354,378,382-384 don't use any inks

Page 3

Ink	Percentage	Surface
Black	1.4%	4108 sq pt
Total	1.4%	4108 sq pt

Page 4

Ink	Percentage	Surface
Black	3.16%	9247 sq pt
Total	3.16%	9247 sq pt

Page 5

Ink	Percentage	Surface
Black	0.14%	419 sq pt
Total	0.14%	419 sq pt

Page 7

Ink	Percentage	Surface
Black	5.05%	14808 sq pt
Total	5.05%	14808 sq pt

Page 8

Ink	Percentage	Surface
Black	4.09%	11993 sq pt



Ink Information

Total	4.09%	11993 sq pt
-------	-------	-------------

Page 9

Ink	Percentage	Surface
Black	2.44%	7141 sq pt
Total	2.44%	7141 sq pt

Page 10

Ink	Percentage	Surface
Black	4.06%	11909 sq pt
Total	4.06%	11909 sq pt

Page 11

Ink	Percentage	Surface
Black	4.43%	12970 sq pt
Total	4.43%	12970 sq pt

Page 12

Ink	Percentage	Surface
Black	4.24%	12412 sq pt
Total	4.24%	12412 sq pt

Page 13

Ink	Percentage	Surface
Black	3.06%	8964 sq pt
Total	3.06%	8964 sq pt

Page 15

Ink	Percentage	Surface
Black	5.26%	15425 sq pt
Total	5.26%	15425 sq pt

Page 16

Ink	Percentage	Surface
Black	5.12%	14998 sq pt
Total	5.12%	14998 sq pt



🔍 Page 17

Ink	Percentage	Surface
Black	3.44%	10080 sq pt
Total	3.44%	10080 sq pt

🔍 Page 18

Ink	Percentage	Surface
Black	6.94%	20326 sq pt
Total	6.94%	20326 sq pt

🔍 Page 19

Ink	Percentage	Surface
Black	4.73%	13851 sq pt
Total	4.73%	13851 sq pt

🔍 Page 21

Ink	Percentage	Surface
Black	4%	11720 sq pt
Total	4%	11720 sq pt

🔍 Page 22

Ink	Percentage	Surface
Black	2.9%	8505 sq pt
Total	2.9%	8505 sq pt

🔍 Page 23

Ink	Percentage	Surface
Black	1.72%	5038 sq pt
Total	1.72%	5038 sq pt

🔍 Page 24

Ink	Percentage	Surface
Black	3.18%	9304 sq pt
Total	3.18%	9304 sq pt

🔍 Page 25

Ink	Percentage	Surface
-----	------------	---------



Ink Information

Black	2.37%	6943 sq pt
Total	2.37%	6943 sq pt

Page 26

Ink	Percentage	Surface
Black	3.07%	9000 sq pt
Total	3.07%	9000 sq pt

Page 27

Ink	Percentage	Surface
Black	3.79%	11118 sq pt
Total	3.79%	11118 sq pt

Page 28

Ink	Percentage	Surface
Black	2.03%	5942 sq pt
Total	2.03%	5942 sq pt

Page 29

Ink	Percentage	Surface
Black	3.12%	9134 sq pt
Total	3.12%	9134 sq pt

Page 30

Ink	Percentage	Surface
Black	2.33%	6840 sq pt
Total	2.33%	6840 sq pt

Page 31

Ink	Percentage	Surface
Black	2.11%	6189 sq pt
Total	2.11%	6189 sq pt

Page 32

Ink	Percentage	Surface
Black	2.75%	8047 sq pt
Total	2.75%	8047 sq pt



Page 33

Ink	Percentage	Surface
Black	2.41%	7066 sq pt
Total	2.41%	7066 sq pt

Page 34

Ink	Percentage	Surface
Black	3.02%	8846 sq pt
Total	3.02%	8846 sq pt

Page 35

Ink	Percentage	Surface
Black	2.24%	6564 sq pt
Total	2.24%	6564 sq pt

Page 36

Ink	Percentage	Surface
Black	3.13%	9161 sq pt
Total	3.13%	9161 sq pt

Page 37

Ink	Percentage	Surface
Black	3.99%	11694 sq pt
Total	3.99%	11694 sq pt

Page 38

Ink	Percentage	Surface
Cyan	0.45%	1324 sq pt
Magenta	0.32%	930 sq pt
Yellow	0.25%	746 sq pt
Black	1.61%	4723 sq pt
Total	2.64%	7723 sq pt

Page 39

Ink	Percentage	Surface
Cyan	0.36%	1055 sq pt
Magenta	0.42%	1226 sq pt
Yellow	0.35%	1030 sq pt



Black	2.8%	8194 sq pt
Total	3.93%	11505 sq pt

Page 40

Ink	Percentage	Surface
Cyan	0.41%	1216 sq pt
Magenta	0.45%	1316 sq pt
Yellow	0.35%	1023 sq pt
Black	3.45%	10109 sq pt
Total	4.66%	13665 sq pt

Page 41

Ink	Percentage	Surface
Cyan	0.54%	1577 sq pt
Magenta	0.46%	1337 sq pt
Yellow	0.31%	908 sq pt
Black	2.44%	7150 sq pt
Total	3.74%	10972 sq pt

Page 42

Ink	Percentage	Surface
Cyan	0.13%	375 sq pt
Magenta	0.22%	646 sq pt
Yellow	0.11%	326 sq pt
Black	3.88%	11356 sq pt
Total	4.34%	12703 sq pt

Page 43

Ink	Percentage	Surface
Cyan	0.19%	559 sq pt
Magenta	0.23%	675 sq pt
Yellow	0%	8 sq pt
Black	3.62%	10615 sq pt
Total	4.05%	11858 sq pt

Page 44

Ink	Percentage	Surface
Cyan	0.02%	58 sq pt
Magenta	0.04%	110 sq pt
Yellow	0.02%	59 sq pt



Black	5.42%	15880 sq pt
Total	5.5%	16106 sq pt

Page 45

Ink	Percentage	Surface
Magenta	0.02%	63 sq pt
Yellow	0.02%	61 sq pt
Black	2.52%	7395 sq pt
Total	2.57%	7519 sq pt

Page 46

Ink	Percentage	Surface
Black	2.7%	7898 sq pt
Total	2.7%	7898 sq pt

Page 47

Ink	Percentage	Surface
Black	3.66%	10720 sq pt
Total	3.66%	10720 sq pt

Page 48

Ink	Percentage	Surface
Cyan	0.21%	625 sq pt
Magenta	0.16%	482 sq pt
Yellow	0.11%	317 sq pt
Black	3.16%	9255 sq pt
Total	3.64%	10680 sq pt

Page 49

Ink	Percentage	Surface
Black	2.77%	8120 sq pt
Total	2.77%	8120 sq pt

Page 50

Ink	Percentage	Surface
Cyan	0.08%	225 sq pt
Magenta	0.05%	137 sq pt
Yellow	0.01%	38 sq pt



Black	2.29%	6713 sq pt
Total	2.43%	7114 sq pt

Page 51

Ink	Percentage	Surface
Black	1.86%	5441 sq pt
Total	1.86%	5441 sq pt

Page 52

Ink	Percentage	Surface
Black	1.9%	5563 sq pt
Total	1.9%	5563 sq pt

Page 53

Ink	Percentage	Surface
Black	2.78%	8133 sq pt
Total	2.78%	8133 sq pt

Page 54

Ink	Percentage	Surface
Black	1.81%	5302 sq pt
Total	1.81%	5302 sq pt

Page 55

Ink	Percentage	Surface
Black	4.17%	12231 sq pt
Total	4.17%	12231 sq pt

Page 56

Ink	Percentage	Surface
Black	2.96%	8665 sq pt
Total	2.96%	8665 sq pt

Page 57

Ink	Percentage	Surface
Black	2.79%	8173 sq pt
Total	2.79%	8173 sq pt



Page 58

Ink	Percentage	Surface
Black	3.38%	9908 sq pt
Total	3.38%	9908 sq pt

Page 59

Ink	Percentage	Surface
Black	3.11%	9124 sq pt
Total	3.11%	9124 sq pt

Page 60

Ink	Percentage	Surface
Black	2.63%	7720 sq pt
Total	2.63%	7720 sq pt

Page 61

Ink	Percentage	Surface
Black	3.58%	10477 sq pt
Total	3.58%	10477 sq pt

Page 62

Ink	Percentage	Surface
Black	4.36%	12772 sq pt
Total	4.36%	12772 sq pt

Page 63

Ink	Percentage	Surface
Black	5.61%	16448 sq pt
Total	5.61%	16448 sq pt

Page 64

Ink	Percentage	Surface
Black	1.69%	4940 sq pt
Total	1.69%	4940 sq pt

Page 65

Ink	Percentage	Surface
-----	------------	---------



Black	2.56%	7497 sq pt
Total	2.56%	7497 sq pt

Page 66

Ink	Percentage	Surface
Black	2.71%	7938 sq pt
Total	2.71%	7938 sq pt

Page 67

Ink	Percentage	Surface
Black	4.05%	11868 sq pt
Total	4.05%	11868 sq pt

Page 68

Ink	Percentage	Surface
Black	2.3%	6730 sq pt
Total	2.3%	6730 sq pt

Page 69

Ink	Percentage	Surface
Black	4.11%	12051 sq pt
Total	4.11%	12051 sq pt

Page 70

Ink	Percentage	Surface
Black	1.65%	4848 sq pt
Total	1.65%	4848 sq pt

Page 71

Ink	Percentage	Surface
Cyan	0.11%	313 sq pt
Magenta	0.16%	462 sq pt
Yellow	0.11%	322 sq pt
Black	2.87%	8421 sq pt
Total	3.25%	9518 sq pt

Page 72



Ink Information

Ink	Percentage	Surface
Black	5.22%	15290 sq pt
Total	5.22%	15290 sq pt

Page 73

Ink	Percentage	Surface
Black	3.11%	9104 sq pt
Total	3.11%	9104 sq pt

Page 74

Ink	Percentage	Surface
Black	3.35%	9805 sq pt
Total	3.35%	9805 sq pt

Page 75

Ink	Percentage	Surface
Black	1.66%	4864 sq pt
Total	1.66%	4864 sq pt

Page 76

Ink	Percentage	Surface
Black	4.03%	11813 sq pt
Total	4.03%	11813 sq pt

Page 77

Ink	Percentage	Surface
Black	2.87%	8424 sq pt
Total	2.87%	8424 sq pt

Page 78

Ink	Percentage	Surface
Black	2.67%	7813 sq pt
Total	2.67%	7813 sq pt

Page 79

Ink	Percentage	Surface
Black	5.41%	15863 sq pt



Ink Information

Total	5.41%	15863 sq pt
Page 80		
Ink	Percentage	Surface
Black	1.79%	5236 sq pt
Total	1.79%	5236 sq pt
Page 81		
Ink	Percentage	Surface
Black	3.35%	9816 sq pt
Total	3.35%	9816 sq pt
Page 82		
Ink	Percentage	Surface
Black	3.87%	11348 sq pt
Total	3.87%	11348 sq pt
Page 83		
Ink	Percentage	Surface
Black	3.83%	11226 sq pt
Total	3.83%	11226 sq pt
Page 84		
Ink	Percentage	Surface
Black	4.15%	12154 sq pt
Total	4.15%	12154 sq pt
Page 85		
Ink	Percentage	Surface
Black	3.67%	10759 sq pt
Total	3.67%	10759 sq pt
Page 86		
Ink	Percentage	Surface
Black	4.56%	13372 sq pt
Total	4.56%	13372 sq pt



Page 87

Ink	Percentage	Surface
Black	4.79%	14045 sq pt
Total	4.79%	14045 sq pt

Page 88

Ink	Percentage	Surface
Black	12.35%	36201 sq pt
Total	12.35%	36201 sq pt

Page 89

Ink	Percentage	Surface
Black	4.69%	13743 sq pt
Total	4.69%	13743 sq pt

Page 90

Ink	Percentage	Surface
Black	3%	8786 sq pt
Total	3%	8786 sq pt

Page 91

Ink	Percentage	Surface
Black	4.85%	14213 sq pt
Total	4.85%	14213 sq pt

Page 92

Ink	Percentage	Surface
Black	5.83%	17077 sq pt
Total	5.83%	17077 sq pt

Page 93

Ink	Percentage	Surface
Black	6.29%	18447 sq pt
Total	6.29%	18447 sq pt

Page 94

Ink	Percentage	Surface
-----	------------	---------



Black	5.17%	15140 sq pt
Total	5.17%	15140 sq pt

Page 95

Ink	Percentage	Surface
Black	4.37%	12811 sq pt
Total	4.37%	12811 sq pt

Page 96

Ink	Percentage	Surface
Black	6.55%	19187 sq pt
Total	6.55%	19187 sq pt

Page 97

Ink	Percentage	Surface
Black	5.57%	16326 sq pt
Total	5.57%	16326 sq pt

Page 98

Ink	Percentage	Surface
Black	2.97%	8714 sq pt
Total	2.97%	8714 sq pt

Page 99

Ink	Percentage	Surface
Black	4.85%	14221 sq pt
Total	4.85%	14221 sq pt

Page 100

Ink	Percentage	Surface
Black	3.99%	11681 sq pt
Total	3.99%	11681 sq pt

Page 101

Ink	Percentage	Surface
Black	4.01%	11743 sq pt
Total	4.01%	11743 sq pt



🔍 Page 102

Ink	Percentage	Surface
Black	3.14%	9215 sq pt
Total	3.14%	9215 sq pt

🔍 Page 103

Ink	Percentage	Surface
Black	3.25%	9538 sq pt
Total	3.25%	9538 sq pt

🔍 Page 104

Ink	Percentage	Surface
Black	2.65%	7775 sq pt
Total	2.65%	7775 sq pt

🔍 Page 105

Ink	Percentage	Surface
Black	2.56%	7515 sq pt
Total	2.56%	7515 sq pt

🔍 Page 106

Ink	Percentage	Surface
Black	3.45%	10105 sq pt
Total	3.45%	10105 sq pt

🔍 Page 107

Ink	Percentage	Surface
Black	1.87%	5467 sq pt
Total	1.87%	5467 sq pt

🔍 Page 108

Ink	Percentage	Surface
Black	4.69%	13752 sq pt
Total	4.69%	13752 sq pt

🔍 Page 109

Ink	Percentage	Surface
-----	------------	---------



Black	2.43%	7107 sq pt
Total	2.43%	7107 sq pt

Page 110

Ink	Percentage	Surface
Black	4.18%	12263 sq pt
Total	4.18%	12263 sq pt

Page 111

Ink	Percentage	Surface
Black	4.55%	13335 sq pt
Total	4.55%	13335 sq pt

Page 112

Ink	Percentage	Surface
Black	5.32%	15582 sq pt
Total	5.32%	15582 sq pt

Page 113

Ink	Percentage	Surface
Black	2.47%	7229 sq pt
Total	2.47%	7229 sq pt

Page 114

Ink	Percentage	Surface
Black	2.31%	6770 sq pt
Total	2.31%	6770 sq pt

Page 115

Ink	Percentage	Surface
Black	2.4%	7034 sq pt
Total	2.4%	7034 sq pt

Page 116

Ink	Percentage	Surface
Black	3.9%	11439 sq pt
Total	3.9%	11439 sq pt



🔍 Page 117

Ink	Percentage	Surface
Black	3%	8784 sq pt
Total	3%	8784 sq pt

🔍 Page 118

Ink	Percentage	Surface
Black	2.63%	7713 sq pt
Total	2.63%	7713 sq pt

🔍 Page 119

Ink	Percentage	Surface
Black	2.09%	6116 sq pt
Total	2.09%	6116 sq pt

🔍 Page 120

Ink	Percentage	Surface
Black	1.83%	5375 sq pt
Total	1.83%	5375 sq pt

🔍 Page 121

Ink	Percentage	Surface
Black	3.23%	9473 sq pt
Total	3.23%	9473 sq pt

🔍 Page 122

Ink	Percentage	Surface
Black	2.78%	8134 sq pt
Total	2.78%	8134 sq pt

🔍 Page 123

Ink	Percentage	Surface
Black	3.48%	10187 sq pt
Total	3.48%	10187 sq pt

🔍 Page 124

Ink	Percentage	Surface
-----	------------	---------



Ink Information

Black	2.42%	7086 sq pt
Total	2.42%	7086 sq pt

Page 125

Ink	Percentage	Surface
Black	3.02%	8849 sq pt
Total	3.02%	8849 sq pt

Page 126

Ink	Percentage	Surface
Black	2.79%	8182 sq pt
Total	2.79%	8182 sq pt

Page 127

Ink	Percentage	Surface
Black	4.34%	12721 sq pt
Total	4.34%	12721 sq pt

Page 128

Ink	Percentage	Surface
Black	2.91%	8527 sq pt
Total	2.91%	8527 sq pt

Page 129

Ink	Percentage	Surface
Black	1.97%	5773 sq pt
Total	1.97%	5773 sq pt

Page 130

Ink	Percentage	Surface
Black	3.01%	8818 sq pt
Total	3.01%	8818 sq pt

Page 131

Ink	Percentage	Surface
Black	3.9%	11438 sq pt
Total	3.9%	11438 sq pt



Page 132

Ink	Percentage	Surface
Black	3.46%	10148 sq pt
Total	3.46%	10148 sq pt

Page 133

Ink	Percentage	Surface
Black	2.91%	8526 sq pt
Total	2.91%	8526 sq pt

Page 134

Ink	Percentage	Surface
Black	5.06%	14837 sq pt
Total	5.06%	14837 sq pt

Page 135

Ink	Percentage	Surface
Black	2.63%	7710 sq pt
Total	2.63%	7710 sq pt

Page 136

Ink	Percentage	Surface
Black	1.61%	4726 sq pt
Total	1.61%	4726 sq pt

Page 137

Ink	Percentage	Surface
Black	2.32%	6788 sq pt
Total	2.32%	6788 sq pt

Page 138

Ink	Percentage	Surface
Black	3.02%	8841 sq pt
Total	3.02%	8841 sq pt

Page 139

Ink	Percentage	Surface
-----	------------	---------



Black	3.49%	10233 sq pt
Total	3.49%	10233 sq pt

Page 141

Ink	Percentage	Surface
Black	3.33%	9751 sq pt
Total	3.33%	9751 sq pt

Page 142

Ink	Percentage	Surface
Black	2.78%	8150 sq pt
Total	2.78%	8150 sq pt

Page 143

Ink	Percentage	Surface
Black	1.85%	5416 sq pt
Total	1.85%	5416 sq pt

Page 144

Ink	Percentage	Surface
Black	2.66%	7781 sq pt
Total	2.66%	7781 sq pt

Page 145

Ink	Percentage	Surface
Black	4.01%	11749 sq pt
Total	4.01%	11749 sq pt

Page 146

Ink	Percentage	Surface
Black	2.61%	7653 sq pt
Total	2.61%	7653 sq pt

Page 147

Ink	Percentage	Surface
Black	2.63%	7718 sq pt
Total	2.63%	7718 sq pt



Page 148

Ink	Percentage	Surface
Black	2.82%	8262 sq pt
Total	2.82%	8262 sq pt

Page 149

Ink	Percentage	Surface
Black	1.62%	4751 sq pt
Total	1.62%	4751 sq pt

Page 150

Ink	Percentage	Surface
Black	2.56%	7489 sq pt
Total	2.56%	7489 sq pt

Page 151

Ink	Percentage	Surface
Black	2.2%	6436 sq pt
Total	2.2%	6436 sq pt

Page 152

Ink	Percentage	Surface
Black	2.88%	8431 sq pt
Total	2.88%	8431 sq pt

Page 153

Ink	Percentage	Surface
Black	4.74%	13904 sq pt
Total	4.74%	13904 sq pt

Page 154

Ink	Percentage	Surface
Black	4.28%	12552 sq pt
Total	4.28%	12552 sq pt

Page 155

Ink	Percentage	Surface
-----	------------	---------



Ink Information

Black	3.58%	10494 sq pt
Total	3.58%	10494 sq pt

Page 156

Ink	Percentage	Surface
Black	2.75%	8048 sq pt
Total	2.75%	8048 sq pt

Page 157

Ink	Percentage	Surface
Black	2.53%	7424 sq pt
Total	2.53%	7424 sq pt

Page 158

Ink	Percentage	Surface
Black	3.54%	10369 sq pt
Total	3.54%	10369 sq pt

Page 159

Ink	Percentage	Surface
Black	3.33%	9754 sq pt
Total	3.33%	9754 sq pt

Page 161

Ink	Percentage	Surface
Black	4.02%	11787 sq pt
Total	4.02%	11787 sq pt

Page 162

Ink	Percentage	Surface
Black	2.62%	7664 sq pt
Total	2.62%	7664 sq pt

Page 163

Ink	Percentage	Surface
Black	2.96%	8665 sq pt
Total	2.96%	8665 sq pt



🔍 Page 164

Ink	Percentage	Surface
Black	2.27%	6651 sq pt
Total	2.27%	6651 sq pt

🔍 Page 165

Ink	Percentage	Surface
Black	1.91%	5591 sq pt
Total	1.91%	5591 sq pt

🔍 Page 166

Ink	Percentage	Surface
Black	2.2%	6449 sq pt
Total	2.2%	6449 sq pt

🔍 Page 167

Ink	Percentage	Surface
Black	4.32%	12651 sq pt
Total	4.32%	12651 sq pt

🔍 Page 169

Ink	Percentage	Surface
Black	4.05%	11868 sq pt
Total	4.05%	11868 sq pt

🔍 Page 170

Ink	Percentage	Surface
Black	4.16%	12184 sq pt
Total	4.16%	12184 sq pt

🔍 Page 171

Ink	Percentage	Surface
Black	4.76%	13937 sq pt
Total	4.76%	13937 sq pt

🔍 Page 172

Ink	Percentage	Surface
-----	------------	---------



Black	3.79%	11093 sq pt
Total	3.79%	11093 sq pt

Page 173

Ink	Percentage	Surface
Black	3.06%	8974 sq pt
Total	3.06%	8974 sq pt

Page 174

Ink	Percentage	Surface
Black	1.76%	5164 sq pt
Total	1.76%	5164 sq pt

Page 175

Ink	Percentage	Surface
Black	2.69%	7890 sq pt
Total	2.69%	7890 sq pt

Page 176

Ink	Percentage	Surface
Black	3.4%	9967 sq pt
Total	3.4%	9967 sq pt

Page 177

Ink	Percentage	Surface
Black	2.87%	8425 sq pt
Total	2.87%	8425 sq pt

Page 178

Ink	Percentage	Surface
Black	2.05%	5996 sq pt
Total	2.05%	5996 sq pt

Page 179

Ink	Percentage	Surface
Black	3.5%	10269 sq pt
Total	3.5%	10269 sq pt



🔍 Page 180

Ink	Percentage	Surface
Black	3.42%	10010 sq pt
Total	3.42%	10010 sq pt

🔍 Page 181

Ink	Percentage	Surface
Black	2.03%	5940 sq pt
Total	2.03%	5940 sq pt

🔍 Page 182

Ink	Percentage	Surface
Black	1.95%	5711 sq pt
Total	1.95%	5711 sq pt

🔍 Page 183

Ink	Percentage	Surface
Black	1.71%	5022 sq pt
Total	1.71%	5022 sq pt

🔍 Page 184

Ink	Percentage	Surface
Black	2.4%	7043 sq pt
Total	2.4%	7043 sq pt

🔍 Page 185

Ink	Percentage	Surface
Black	2.5%	7333 sq pt
Total	2.5%	7333 sq pt

🔍 Page 186

Ink	Percentage	Surface
Black	3.67%	10767 sq pt
Total	3.67%	10767 sq pt

🔍 Page 187

Ink	Percentage	Surface
-----	------------	---------



Ink Information

Black	3.41%	9991 sq pt
Total	3.41%	9991 sq pt

Page 188

Ink	Percentage	Surface
Black	3.64%	10654 sq pt
Total	3.64%	10654 sq pt

Page 189

Ink	Percentage	Surface
Black	3.1%	9079 sq pt
Total	3.1%	9079 sq pt

Page 191

Ink	Percentage	Surface
Black	3.32%	9736 sq pt
Total	3.32%	9736 sq pt

Page 192

Ink	Percentage	Surface
Cyan	0.11%	312 sq pt
Magenta	0.09%	263 sq pt
Black	2.53%	7412 sq pt
Total	2.73%	7987 sq pt

Page 193

Ink	Percentage	Surface
Black	5.64%	16529 sq pt
Total	5.64%	16529 sq pt

Page 194

Ink	Percentage	Surface
Black	2.59%	7588 sq pt
Total	2.59%	7588 sq pt

Page 195

Ink	Percentage	Surface
-----	------------	---------



Ink Information

Black	1.95%	5709 sq pt
Total	1.95%	5709 sq pt

Page 196

Ink	Percentage	Surface
Black	1.71%	5018 sq pt
Total	1.71%	5018 sq pt

Page 197

Ink	Percentage	Surface
Black	4.4%	12883 sq pt
Total	4.4%	12883 sq pt

Page 198

Ink	Percentage	Surface
Black	5.12%	15016 sq pt
Total	5.12%	15016 sq pt

Page 199

Ink	Percentage	Surface
Black	6.04%	17713 sq pt
Total	6.04%	17713 sq pt

Page 200

Ink	Percentage	Surface
Black	2.06%	6038 sq pt
Total	2.06%	6038 sq pt

Page 201

Ink	Percentage	Surface
Black	3.38%	9914 sq pt
Total	3.38%	9914 sq pt

Page 202

Ink	Percentage	Surface
Black	5.64%	16523 sq pt
Total	5.64%	16523 sq pt



🔍 Page 203

Ink	Percentage	Surface
Black	3.77%	11046 sq pt
Total	3.77%	11046 sq pt

🔍 Page 204

Ink	Percentage	Surface
Black	3.56%	10438 sq pt
Total	3.56%	10438 sq pt

🔍 Page 205

Ink	Percentage	Surface
Black	4.91%	14374 sq pt
Total	4.91%	14374 sq pt

🔍 Page 206

Ink	Percentage	Surface
Black	5.08%	14889 sq pt
Total	5.08%	14889 sq pt

🔍 Page 207

Ink	Percentage	Surface
Black	2.66%	7801 sq pt
Total	2.66%	7801 sq pt

🔍 Page 208

Ink	Percentage	Surface
Black	3.41%	10005 sq pt
Total	3.41%	10005 sq pt

🔍 Page 209

Ink	Percentage	Surface
Black	4.74%	13884 sq pt
Total	4.74%	13884 sq pt

🔍 Page 210

Ink	Percentage	Surface
-----	------------	---------



Ink Information

Black	3.59%	10511 sq pt
Total	3.59%	10511 sq pt

Page 211

Ink	Percentage	Surface
Black	6.29%	18422 sq pt
Total	6.29%	18422 sq pt

Page 212

Ink	Percentage	Surface
Black	5.67%	16606 sq pt
Total	5.67%	16606 sq pt

Page 213

Ink	Percentage	Surface
Black	4.43%	12996 sq pt
Total	4.43%	12996 sq pt

Page 214

Ink	Percentage	Surface
Black	4.51%	13202 sq pt
Total	4.51%	13202 sq pt

Page 215

Ink	Percentage	Surface
Black	5.07%	14848 sq pt
Total	5.07%	14848 sq pt

Page 217

Ink	Percentage	Surface
Black	4.14%	12133 sq pt
Total	4.14%	12133 sq pt

Page 218

Ink	Percentage	Surface
Black	3.77%	11057 sq pt
Total	3.77%	11057 sq pt



🔍 Page 219

Ink	Percentage	Surface
Black	3.46%	10143 sq pt
Total	3.46%	10143 sq pt

🔍 Page 220

Ink	Percentage	Surface
Black	2.88%	8444 sq pt
Total	2.88%	8444 sq pt

🔍 Page 221

Ink	Percentage	Surface
Black	3.74%	10957 sq pt
Total	3.74%	10957 sq pt

🔍 Page 222

Ink	Percentage	Surface
Black	4.37%	12815 sq pt
Total	4.37%	12815 sq pt

🔍 Page 223

Ink	Percentage	Surface
Black	1.97%	5782 sq pt
Total	1.97%	5782 sq pt

🔍 Page 224

Ink	Percentage	Surface
Black	4.26%	12474 sq pt
Total	4.26%	12474 sq pt

🔍 Page 225

Ink	Percentage	Surface
Black	4.66%	13645 sq pt
Total	4.66%	13645 sq pt

🔍 Page 226

Ink	Percentage	Surface
-----	------------	---------



Ink Information

Black	3.7%	10855 sq pt
Total	3.7%	10855 sq pt

Page 227

Ink	Percentage	Surface
Black	4.66%	13647 sq pt
Total	4.66%	13647 sq pt

Page 228

Ink	Percentage	Surface
Black	4.21%	12324 sq pt
Total	4.21%	12324 sq pt

Page 229

Ink	Percentage	Surface
Black	4.12%	12064 sq pt
Total	4.12%	12064 sq pt

Page 230

Ink	Percentage	Surface
Black	3.26%	9554 sq pt
Total	3.26%	9554 sq pt

Page 231

Ink	Percentage	Surface
Black	3.88%	11358 sq pt
Total	3.88%	11358 sq pt

Page 232

Ink	Percentage	Surface
Black	4.13%	12106 sq pt
Total	4.13%	12106 sq pt

Page 233

Ink	Percentage	Surface
Black	3.41%	10005 sq pt
Total	3.41%	10005 sq pt



🔍 Page 234

Ink	Percentage	Surface
Black	4.47%	13099 sq pt
Total	4.47%	13099 sq pt

🔍 Page 235

Ink	Percentage	Surface
Black	4.73%	13860 sq pt
Total	4.73%	13860 sq pt

🔍 Page 236

Ink	Percentage	Surface
Black	4.01%	11755 sq pt
Total	4.01%	11755 sq pt

🔍 Page 237

Ink	Percentage	Surface
Black	2.76%	8095 sq pt
Total	2.76%	8095 sq pt

🔍 Page 238

Ink	Percentage	Surface
Black	2.78%	8137 sq pt
Total	2.78%	8137 sq pt

🔍 Page 239

Ink	Percentage	Surface
Black	4.45%	13032 sq pt
Total	4.45%	13032 sq pt

🔍 Page 240

Ink	Percentage	Surface
Black	2.71%	7940 sq pt
Total	2.71%	7940 sq pt

🔍 Page 241

Ink	Percentage	Surface
-----	------------	---------



Ink Information

Black	4.78%	14007 sq pt
Total	4.78%	14007 sq pt

Page 242

Ink	Percentage	Surface
Black	3.58%	10486 sq pt
Total	3.58%	10486 sq pt

Page 243

Ink	Percentage	Surface
Black	2.63%	7716 sq pt
Total	2.63%	7716 sq pt

Page 244

Ink	Percentage	Surface
Black	4.82%	14132 sq pt
Total	4.82%	14132 sq pt

Page 245

Ink	Percentage	Surface
Black	2.87%	8424 sq pt
Total	2.87%	8424 sq pt

Page 246

Ink	Percentage	Surface
Black	2.88%	8447 sq pt
Total	2.88%	8447 sq pt

Page 247

Ink	Percentage	Surface
Black	4.05%	11877 sq pt
Total	4.05%	11877 sq pt

Page 248

Ink	Percentage	Surface
Black	3.12%	9131 sq pt
Total	3.12%	9131 sq pt



Page 249

Ink	Percentage	Surface
Black	2.34%	6849 sq pt
Total	2.34%	6849 sq pt

Page 250

Ink	Percentage	Surface
Black	2.85%	8361 sq pt
Total	2.85%	8361 sq pt

Page 251

Ink	Percentage	Surface
Black	4.36%	12766 sq pt
Total	4.36%	12766 sq pt

Page 252

Ink	Percentage	Surface
Black	2.67%	7826 sq pt
Total	2.67%	7826 sq pt

Page 253

Ink	Percentage	Surface
Black	2.93%	8575 sq pt
Total	2.93%	8575 sq pt

Page 254

Ink	Percentage	Surface
Black	2.51%	7359 sq pt
Total	2.51%	7359 sq pt

Page 255

Ink	Percentage	Surface
Black	3.26%	9553 sq pt
Total	3.26%	9553 sq pt

Page 256

Ink	Percentage	Surface
-----	------------	---------



Black	4.15%	12154 sq pt
Total	4.15%	12154 sq pt

Page 257

Ink	Percentage	Surface
Black	5.17%	15144 sq pt
Total	5.17%	15144 sq pt

Page 258

Ink	Percentage	Surface
Black	4.39%	12862 sq pt
Total	4.39%	12862 sq pt

Page 259

Ink	Percentage	Surface
Black	5.36%	15699 sq pt
Total	5.36%	15699 sq pt

Page 260

Ink	Percentage	Surface
Black	4.41%	12917 sq pt
Total	4.41%	12917 sq pt

Page 261

Ink	Percentage	Surface
Black	3.93%	11507 sq pt
Total	3.93%	11507 sq pt

Page 262

Ink	Percentage	Surface
Black	3.98%	11677 sq pt
Total	3.98%	11677 sq pt

Page 263

Ink	Percentage	Surface
Black	5.55%	16252 sq pt
Total	5.55%	16252 sq pt



Page 264

Ink	Percentage	Surface
Black	3.65%	10688 sq pt
Total	3.65%	10688 sq pt

Page 265

Ink	Percentage	Surface
Black	5.36%	15715 sq pt
Total	5.36%	15715 sq pt

Page 266

Ink	Percentage	Surface
Black	1.92%	5632 sq pt
Total	1.92%	5632 sq pt

Page 267

Ink	Percentage	Surface
Black	2.26%	6615 sq pt
Total	2.26%	6615 sq pt

Page 268

Ink	Percentage	Surface
Black	4.78%	14005 sq pt
Total	4.78%	14005 sq pt

Page 269

Ink	Percentage	Surface
Black	0.92%	2695 sq pt
Total	0.92%	2695 sq pt

Page 271

Ink	Percentage	Surface
Black	4.49%	13148 sq pt
Total	4.49%	13148 sq pt

Page 272

Ink	Percentage	Surface
-----	------------	---------



Ink Information

Cyan	0.16%	459 sq pt
Magenta	0.28%	827 sq pt
Yellow	0.22%	634 sq pt
Black	2.99%	8764 sq pt
Total	3.65%	10683 sq pt

Page 273

Ink	Percentage	Surface
Black	4.58%	13425 sq pt
Total	4.58%	13425 sq pt

Page 274

Ink	Percentage	Surface
Black	2.47%	7251 sq pt
Total	2.47%	7251 sq pt

Page 275

Ink	Percentage	Surface
Black	3.3%	9680 sq pt
Total	3.3%	9680 sq pt

Page 277

Ink	Percentage	Surface
Black	4.67%	13685 sq pt
Total	4.67%	13685 sq pt

Page 278

Ink	Percentage	Surface
Cyan	0.01%	21 sq pt
Magenta	1.14%	3351 sq pt
Yellow	1.84%	5389 sq pt
Black	2.82%	8268 sq pt
Total	5.81%	17030 sq pt

Page 279

Ink	Percentage	Surface
Black	6.01%	17608 sq pt
Total	6.01%	17608 sq pt



Page 280

Ink	Percentage	Surface
Black	5.82%	17044 sq pt
Total	5.82%	17044 sq pt

Page 281

Ink	Percentage	Surface
Black	4.06%	11893 sq pt
Total	4.06%	11893 sq pt

Page 282

Ink	Percentage	Surface
Black	4.96%	14528 sq pt
Total	4.96%	14528 sq pt

Page 283

Ink	Percentage	Surface
Cyan	0.25%	741 sq pt
Magenta	0.22%	643 sq pt
Yellow	0.2%	585 sq pt
Black	4.88%	14301 sq pt
Total	5.55%	16270 sq pt

Page 284

Ink	Percentage	Surface
Black	2.4%	7033 sq pt
Total	2.4%	7033 sq pt

Page 285

Ink	Percentage	Surface
Black	4.83%	14152 sq pt
Total	4.83%	14152 sq pt

Page 286

Ink	Percentage	Surface
Black	5.4%	15826 sq pt
Total	5.4%	15826 sq pt



🔍 Page 287

Ink	Percentage	Surface
Black	2.85%	8337 sq pt
Total	2.85%	8337 sq pt

🔍 Page 288

Ink	Percentage	Surface
Black	4.99%	14631 sq pt
Total	4.99%	14631 sq pt

🔍 Page 289

Ink	Percentage	Surface
Black	4.52%	13248 sq pt
Total	4.52%	13248 sq pt

🔍 Page 290

Ink	Percentage	Surface
Black	4.88%	14300 sq pt
Total	4.88%	14300 sq pt

🔍 Page 291

Ink	Percentage	Surface
Black	3.58%	10477 sq pt
Total	3.58%	10477 sq pt

🔍 Page 292

Ink	Percentage	Surface
Black	3.97%	11636 sq pt
Total	3.97%	11636 sq pt

🔍 Page 293

Ink	Percentage	Surface
Black	3.39%	9943 sq pt
Total	3.39%	9943 sq pt

🔍 Page 294

Ink	Percentage	Surface
-----	------------	---------



Black	3.83%	11232 sq pt
Total	3.83%	11232 sq pt

Page 295

Ink	Percentage	Surface
Black	4.09%	11996 sq pt
Total	4.09%	11996 sq pt

Page 296

Ink	Percentage	Surface
Black	3.96%	11608 sq pt
Total	3.96%	11608 sq pt

Page 297

Ink	Percentage	Surface
Black	5.92%	17359 sq pt
Total	5.92%	17359 sq pt

Page 298

Ink	Percentage	Surface
Black	2.2%	6451 sq pt
Total	2.2%	6451 sq pt

Page 299

Ink	Percentage	Surface
Black	3.69%	10807 sq pt
Total	3.69%	10807 sq pt

Page 300

Ink	Percentage	Surface
Black	3.02%	8844 sq pt
Total	3.02%	8844 sq pt

Page 301

Ink	Percentage	Surface
Black	3.03%	8874 sq pt
Total	3.03%	8874 sq pt



🔍 Page 302

Ink	Percentage	Surface
Black	4.38%	12838 sq pt
Total	4.38%	12838 sq pt

🔍 Page 303

Ink	Percentage	Surface
Cyan	0.35%	1032 sq pt
Magenta	0.31%	901 sq pt
Yellow	0.29%	837 sq pt
Black	2.05%	6014 sq pt
Total	3%	8784 sq pt

🔍 Page 304

Ink	Percentage	Surface
Black	3.34%	9776 sq pt
Total	3.34%	9776 sq pt

🔍 Page 305

Ink	Percentage	Surface
Black	3.93%	11520 sq pt
Total	3.93%	11520 sq pt

🔍 Page 306

Ink	Percentage	Surface
Black	3.98%	11651 sq pt
Total	3.98%	11651 sq pt

🔍 Page 307

Ink	Percentage	Surface
Black	3.04%	8916 sq pt
Total	3.04%	8916 sq pt

🔍 Page 308

Ink	Percentage	Surface
Black	4.2%	12294 sq pt
Total	4.2%	12294 sq pt



🔍 Page 309

Ink	Percentage	Surface
Black	4.71%	13812 sq pt
Total	4.71%	13812 sq pt

🔍 Page 310

Ink	Percentage	Surface
Black	4.33%	12680 sq pt
Total	4.33%	12680 sq pt

🔍 Page 311

Ink	Percentage	Surface
Black	2.17%	6364 sq pt
Total	2.17%	6364 sq pt

🔍 Page 312

Ink	Percentage	Surface
Black	2.57%	7542 sq pt
Total	2.57%	7542 sq pt

🔍 Page 313

Ink	Percentage	Surface
Black	3.5%	10268 sq pt
Total	3.5%	10268 sq pt

🔍 Page 314

Ink	Percentage	Surface
Black	2.52%	7386 sq pt
Total	2.52%	7386 sq pt

🔍 Page 315

Ink	Percentage	Surface
Black	5.31%	15553 sq pt
Total	5.31%	15553 sq pt

🔍 Page 316

Ink	Percentage	Surface
-----	------------	---------



Ink Information

Black	6.38%	18691 sq pt
Total	6.38%	18691 sq pt

Page 317

Ink	Percentage	Surface
Black	3.77%	11045 sq pt
Total	3.77%	11045 sq pt

Page 318

Ink	Percentage	Surface
Black	4.44%	12999 sq pt
Total	4.44%	12999 sq pt

Page 319

Ink	Percentage	Surface
Black	3.6%	10546 sq pt
Total	3.6%	10546 sq pt

Page 320

Ink	Percentage	Surface
Black	3.37%	9883 sq pt
Total	3.37%	9883 sq pt

Page 321

Ink	Percentage	Surface
Black	3.05%	8943 sq pt
Total	3.05%	8943 sq pt

Page 322

Ink	Percentage	Surface
Black	2.97%	8710 sq pt
Total	2.97%	8710 sq pt

Page 323

Ink	Percentage	Surface
Black	2.46%	7212 sq pt
Total	2.46%	7212 sq pt



🔍 Page 324

Ink	Percentage	Surface
Black	2.99%	8772 sq pt
Total	2.99%	8772 sq pt

🔍 Page 325

Ink	Percentage	Surface
Black	5.38%	15769 sq pt
Total	5.38%	15769 sq pt

🔍 Page 326

Ink	Percentage	Surface
Black	4.27%	12511 sq pt
Total	4.27%	12511 sq pt

🔍 Page 327

Ink	Percentage	Surface
Black	5.21%	15255 sq pt
Total	5.21%	15255 sq pt

🔍 Page 328

Ink	Percentage	Surface
Black	5.98%	17528 sq pt
Total	5.98%	17528 sq pt

🔍 Page 329

Ink	Percentage	Surface
Black	4.07%	11918 sq pt
Total	4.07%	11918 sq pt

🔍 Page 330

Ink	Percentage	Surface
Black	5.98%	17513 sq pt
Total	5.98%	17513 sq pt

🔍 Page 331

Ink	Percentage	Surface
-----	------------	---------



Ink Information

Magenta	0.14%	418 sq pt
Yellow	0.14%	401 sq pt
Black	2.76%	8098 sq pt
Total	3.04%	8917 sq pt

Page 332

Ink	Percentage	Surface
Magenta	0.05%	155 sq pt
Yellow	0.05%	149 sq pt
Black	2.35%	6882 sq pt
Total	2.45%	7187 sq pt

Page 333

Ink	Percentage	Surface
Black	4.63%	13567 sq pt
Total	4.63%	13567 sq pt

Page 334

Ink	Percentage	Surface
Black	5.53%	16212 sq pt
Total	5.53%	16212 sq pt

Page 335

Ink	Percentage	Surface
Black	1.42%	4163 sq pt
Total	1.42%	4163 sq pt

Page 337

Ink	Percentage	Surface
Black	3.48%	10199 sq pt
Total	3.48%	10199 sq pt

Page 338

Ink	Percentage	Surface
Black	2.75%	8064 sq pt
Total	2.75%	8064 sq pt

Page 339



Ink	Percentage	Surface
Black	3.85%	11293 sq pt
Total	3.85%	11293 sq pt

Page 340

Ink	Percentage	Surface
Magenta	0.19%	566 sq pt
Yellow	0.19%	543 sq pt
Black	3.05%	8951 sq pt
Total	3.43%	10061 sq pt

Page 341

Ink	Percentage	Surface
Black	3.39%	9920 sq pt
Total	3.39%	9920 sq pt

Page 342

Ink	Percentage	Surface
Black	6.54%	19161 sq pt
Total	6.54%	19161 sq pt

Page 343

Ink	Percentage	Surface
Cyan	0.57%	1668 sq pt
Magenta	0.84%	2466 sq pt
Yellow	0.8%	2351 sq pt
Black	2.34%	6861 sq pt
Total	4.55%	13347 sq pt

Page 344

Ink	Percentage	Surface
Cyan	0.41%	1193 sq pt
Magenta	0.51%	1498 sq pt
Yellow	0.49%	1434 sq pt
Black	2.49%	7292 sq pt
Total	3.9%	11417 sq pt

Page 345

**Ink**

Black

Total

Percentage

2.95%

2.95%

Surface

8638 sq pt

8638 sq pt

Page 347**Ink**

Black

Total

Percentage

5.11%

5.11%

Surface

14970 sq pt

14970 sq pt

Page 348**Ink**

Black

Total

Percentage

6.66%

6.66%

Surface

19511 sq pt

19511 sq pt

Page 349**Ink**

Black

Total

Percentage

3.86%

3.86%

Surface

11313 sq pt

11313 sq pt

Page 350**Ink**

Cyan

Magenta

Yellow

Black

Total

Percentage

0.31%

0.27%

0.2%

4.53%

5.31%

Surface

906 sq pt

782 sq pt

586 sq pt

13274 sq pt

15547 sq pt

Page 351**Ink**

Black

Total

Percentage

3.25%

3.25%

Surface

9525 sq pt

9525 sq pt

Page 352**Ink**

Black

Total

Percentage

6.66%

6.66%

Surface

19522 sq pt

19522 sq pt

Page 353

**Ink**

Black

Percentage

4.15%

Surface

12147 sq pt

Total

4.15%

12147 sq pt

 **Page 355****Ink**

Black

Percentage

5.64%

Surface

16514 sq pt

Total

5.64%

16514 sq pt

 **Page 356****Ink**

Black

Percentage

0.86%

Surface

2516 sq pt

Total

0.86%

2516 sq pt

 **Page 357****Ink**

Black

Percentage

1.1%

Surface

3237 sq pt

Total

1.1%

3237 sq pt

 **Page 358****Ink**

Black

Percentage

0.4%

Surface

1174 sq pt

Total

0.4%

1174 sq pt

 **Page 359****Ink**

Black

Percentage

4%

Surface

11724 sq pt

Total

4%

11724 sq pt

 **Page 360****Ink**

Black

Percentage

5.86%

Surface

17176 sq pt

Total

5.86%

17176 sq pt

 **Page 361****Ink**

Black

Percentage

6.28%

Surface

18393 sq pt



Ink Information

Total	6.28%	18393 sq pt
-------	-------	-------------

Page 362

Ink	Percentage	Surface
Black	5.86%	17166 sq pt
Total	5.86%	17166 sq pt

Page 363

Ink	Percentage	Surface
Black	5.46%	16000 sq pt
Total	5.46%	16000 sq pt

Page 364

Ink	Percentage	Surface
Black	5.47%	16025 sq pt
Total	5.47%	16025 sq pt

Page 365

Ink	Percentage	Surface
Black	5.54%	16230 sq pt
Total	5.54%	16230 sq pt

Page 366

Ink	Percentage	Surface
Black	5.54%	16236 sq pt
Total	5.54%	16236 sq pt

Page 367

Ink	Percentage	Surface
Black	5.49%	16085 sq pt
Total	5.49%	16085 sq pt

Page 368

Ink	Percentage	Surface
Black	5.17%	15139 sq pt
Total	5.17%	15139 sq pt



🔍 Page 369

Ink	Percentage	Surface
Black	5.28%	15475 sq pt
Total	5.28%	15475 sq pt

🔍 Page 370

Ink	Percentage	Surface
Black	5.15%	15091 sq pt
Total	5.15%	15091 sq pt

🔍 Page 371

Ink	Percentage	Surface
Black	5.51%	16148 sq pt
Total	5.51%	16148 sq pt

🔍 Page 372

Ink	Percentage	Surface
Black	5.88%	17227 sq pt
Total	5.88%	17227 sq pt

🔍 Page 373

Ink	Percentage	Surface
Black	5.69%	16675 sq pt
Total	5.69%	16675 sq pt

🔍 Page 374

Ink	Percentage	Surface
Black	5.77%	16895 sq pt
Total	5.77%	16895 sq pt

🔍 Page 375

Ink	Percentage	Surface
Black	5.5%	16124 sq pt
Total	5.5%	16124 sq pt

🔍 Page 376

Ink	Percentage	Surface
-----	------------	---------



Ink Information

Black	5.84%	17108 sq pt
Total	5.84%	17108 sq pt

Page 377

Ink	Percentage	Surface
Black	4.17%	12210 sq pt
Total	4.17%	12210 sq pt

Page 379

Ink	Percentage	Surface
Black	2.81%	8235 sq pt
Total	2.81%	8235 sq pt

Page 380

Ink	Percentage	Surface
Black	4.44%	12998 sq pt
Total	4.44%	12998 sq pt

Page 381

Ink	Percentage	Surface
Black	1.41%	4123 sq pt
Total	1.41%	4123 sq pt



enfocus PITSTOPSERVER



Output Intents

GTS_PDFX

Output condition	ISO Coated v2 300% (ECI)
Output condition identifier	Custom
Additional information	ISO Coated v2 300% (ECI)
Destination output profile	ISO Coated v2 300% (ECI)