






Warnings

-  Page is empty inside trim box (9x on pages 2,10,32,66,102,192,198-200)
-  ** Strong WARNING ** Line weight is less than 0.0706 mm --> check if real line is not less than 0,2 pt (= 0,0706 mm) and is visible (645x on pages 110,157,167,170-172,180-182,185-187,190)
-  Text of 4.66 pt is less than 5 pt --> please check for legibility (14x on page 171)



Processing

Certified PDF status	Preflighted successfully
Preflight Profile	SpringerNature_Print_Books_V13_2016_10_06
Created by	Mark Rübsam / Klaus Rüschhoff
	Springer Nature
Pages processed	1-200
Application used to preflight	Enfocus PitStop Server 13 update 2 powered by Enfocus PitStop Library 13 update 2
Application used to create the report	Enfocus PitStop Library 13 update 2
Preflighted on	UTC: April 22, 2017 - 02:58:05 [April 22, 2017 - 08:28:05]

Document properties

Document Name	978-3-319-34395-2_Book_PrintPDF.pdf
Number of pages	200
PDF Version	1.3
Creation Date	UTC: April 20, 2017 - 19:38:17 [April 21, 2017 - 01:08:17]
Modification Date	UTC: April 22, 2017 - 02:16:10 [April 22, 2017 - 07:46:10]
Producer	Acrobat Distiller 9.4.0(Windows)
Creator	dvips(k) 5.99 Copyright 2010 Radical Eye Software
Author	-
Title	-
Subject	-
Keywords	-
Trapped	no
Trapping Information Present	no
Repaired on Open	no
Optimized for Fast Web View	no
Thumbnails Present	no
Binding	left
Job Ticket Present	no

Security

Encryption Type	not encrypted
Content Copying or Extraction	allowed
Content Access for Disabled Users	allowed
Adding or Modifying Annotations	allowed
Creating or Modifying Form Fields	allowed
Form Field Fill-in or Signing	allowed
Document Assembly	allowed
Other Document Modifications	allowed
Printing	high resolution

Compression

Data format	binary
Document structure compressed	yes
Filters used	CCITT, ZIP



Status Incoming Document

Not Certified

Action:

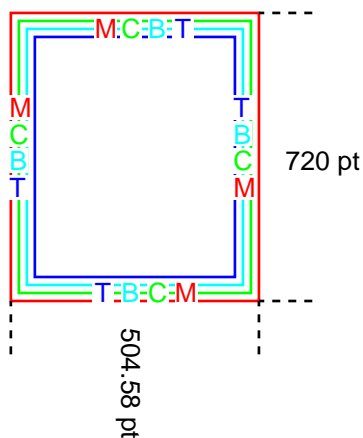
Started Certified PDF workflow

Status Outgoing Document

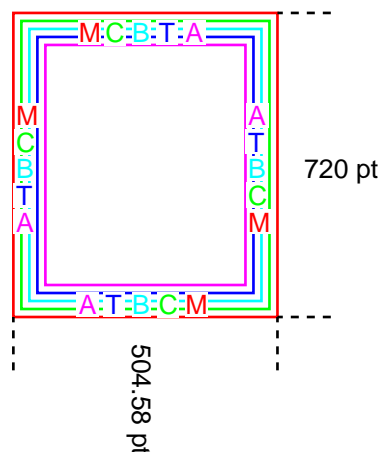
Preflight Profile Name:	SpringerNature_Print_Books_V13_2016_10_06
Author:	Mark Rübsam / Klaus Rüschoff
Company:	Springer Nature
Document Status	Preflighted successfully
Preflight Profile Status	Match



Defined page boxes



Effective page boxes



Page box	Defined size	Effective size
Media box (M)	504.58 x 720 pt	504.58 x 720 pt
Crop box (C)	504.58 x 720 pt	504.58 x 720 pt
Trim box (T)	504.58 x 720 pt	504.58 x 720 pt
Bleed box (B)	504.58 x 720 pt	504.58 x 720 pt
Art box (A)	not defined	504.58 x 720 pt

Defined for pages 1-200

Media box starts at : (0, 0) pt

Page rotation : 0 degrees

Page scaling factor : 1



Font Information

PostScript font name	Type	Embedded as	Subset	Encoding
Times-Bold	Type 1	Type 1	yes	Custom
Times-Italic	Type 1	Type 1	yes	Custom
Times-Roman	Type 1	Type 1	yes	Custom
Springnew-Regular	Type 1	Type 1	yes	Custom
Times-Roman	Type 1	Type 1	no	Custom
MSBM10	Type 1	Type 1	yes	Custom
MT2MIT	Type 1	Type 1	yes	Custom
Times-BoldItalic	Type 1	Type 1	yes	Custom
MT2SYT	Type 1	Type 1	yes	Custom
dcbx10	Type 1	Type 1	yes	Custom
dcr10	Type 1	Type 1	yes	Custom
dcti10	Type 1	Type 1	yes	Custom
CMSY10	Type 1	Type 1	yes	Custom
MT2EXA	Type 1	Type 1	yes	Custom
MT2SYS	Type 1	Type 1	yes	Custom
MT2BMIT	Type 1	Type 1	yes	Custom
CMMI10	Type 1	Type 1	yes	Custom
CMR12	Type 1	Type 1	yes	Custom
CMR8	Type 1	Type 1	yes	Custom
MT2SYAT	Type 1	Type 1	yes	Custom
MT2SYF	Type 1	Type 1	yes	Custom
MSBM7	Type 1	Type 1	yes	Custom
CMMI12	Type 1	Type 1	yes	Custom
MyriadPro-Regular	Type 1	Type 1	yes	Custom
MT2BSYT	Type 1	Type 1	yes	Custom



Image Information

Type	Color Space	Size (pixels)	Resolution (ppi)	Bits per channel	Page	Angle (degrees)	Shear	Flipped	Custom Transfer	Custom Halftone	Custom BG	Custom UCR
Grayscale	Gray	1x1	0.7x1.9	8	12	0	-	-	-	-	-	-
Mask	Gray	1602x630	1200.2x1200.3	1	12	0	-	-	-	-	-	-







enfocus
PITSTOPSERVER



OPI Information

No OPI



Item	Value
 Color Space	Gray
Page	1,3-9,11-31,33-65,67-101,103-191,193-197
 Color Space	Separation (Process color)
Page	4,36,103-104,106-107,110,182,186-187
Name	 Black
Alternate Space	CMYK
CMYK values	[0, 0, 0, 1]
 Color Space	CMYK
Page	11,19,36,58-59,63,94,103-104,106-107,110,112,119,155,157,160-162,167-172, 180-190



Document

Ink	Percentage	Surface
Black	3.54%	2569753 sq pt
Total	3.54%	2569753 sq pt

Page 1

Ink	Percentage	Surface
Black	0.98%	3544 sq pt
Total	0.98%	3544 sq pt

Pages 2,10,32,66,102,192,198-200 don't use any inks

Page 3

Ink	Percentage	Surface
Black	0.71%	2569 sq pt
Total	0.71%	2569 sq pt

Page 4

Ink	Percentage	Surface
Black	2.9%	10528 sq pt
Total	2.9%	10528 sq pt

Page 5

Ink	Percentage	Surface
Black	5.76%	20907 sq pt
Total	5.76%	20907 sq pt

Page 6

Ink	Percentage	Surface
Black	1.19%	4307 sq pt
Total	1.19%	4307 sq pt

Page 7

Ink	Percentage	Surface
Black	2.37%	8593 sq pt
Total	2.37%	8593 sq pt



🔍 Page 8

Ink	Percentage	Surface
Black	3.55%	12886 sq pt
Total	3.55%	12886 sq pt

🔍 Page 9

Ink	Percentage	Surface
Black	0.43%	1557 sq pt
Total	0.43%	1557 sq pt

🔍 Page 11

Ink	Percentage	Surface
Black	4.83%	17527 sq pt
Total	4.83%	17527 sq pt

🔍 Page 12

Ink	Percentage	Surface
Black	4.45%	16139 sq pt
Total	4.45%	16139 sq pt

🔍 Page 13

Ink	Percentage	Surface
Black	3.36%	12175 sq pt
Total	3.36%	12175 sq pt

🔍 Page 14

Ink	Percentage	Surface
Black	5.5%	19944 sq pt
Total	5.5%	19944 sq pt

🔍 Page 15

Ink	Percentage	Surface
Black	5.82%	21136 sq pt
Total	5.82%	21136 sq pt

🔍 Page 16

Ink	Percentage	Surface
-----	------------	---------



Black	4.03%	14623 sq pt
Total	4.03%	14623 sq pt

Page 17

Ink	Percentage	Surface
Black	4.61%	16744 sq pt
Total	4.61%	16744 sq pt

Page 18

Ink	Percentage	Surface
Black	3.47%	12610 sq pt
Total	3.47%	12610 sq pt

Page 19

Ink	Percentage	Surface
Black	3.64%	13211 sq pt
Total	3.64%	13211 sq pt

Page 20

Ink	Percentage	Surface
Black	4.98%	18057 sq pt
Total	4.98%	18057 sq pt

Page 21

Ink	Percentage	Surface
Black	5.21%	18921 sq pt
Total	5.21%	18921 sq pt

Page 22

Ink	Percentage	Surface
Black	4.79%	17393 sq pt
Total	4.79%	17393 sq pt

Page 23

Ink	Percentage	Surface
Black	4.93%	17889 sq pt
Total	4.93%	17889 sq pt



🔍 Page 24

Ink	Percentage	Surface
Black	2.79%	10122 sq pt
Total	2.79%	10122 sq pt

🔍 Page 25

Ink	Percentage	Surface
Black	3.24%	11775 sq pt
Total	3.24%	11775 sq pt

🔍 Page 26

Ink	Percentage	Surface
Black	4.59%	16674 sq pt
Total	4.59%	16674 sq pt

🔍 Page 27

Ink	Percentage	Surface
Black	3.81%	13816 sq pt
Total	3.81%	13816 sq pt

🔍 Page 28

Ink	Percentage	Surface
Black	5.26%	19072 sq pt
Total	5.26%	19072 sq pt

🔍 Page 29

Ink	Percentage	Surface
Black	5.25%	19067 sq pt
Total	5.25%	19067 sq pt

🔍 Page 30

Ink	Percentage	Surface
Black	4.31%	15636 sq pt
Total	4.31%	15636 sq pt

🔍 Page 31

Ink	Percentage	Surface
-----	------------	---------



Black	0.53%	1938 sq pt
Total	0.53%	1938 sq pt

Page 33

Ink	Percentage	Surface
Black	4.23%	15366 sq pt
Total	4.23%	15366 sq pt

Page 34

Ink	Percentage	Surface
Black	3.86%	13997 sq pt
Total	3.86%	13997 sq pt

Page 35

Ink	Percentage	Surface
Black	5.07%	18412 sq pt
Total	5.07%	18412 sq pt

Page 36

Ink	Percentage	Surface
Black	2.4%	8715 sq pt
Total	2.4%	8715 sq pt

Page 37

Ink	Percentage	Surface
Black	3.82%	13855 sq pt
Total	3.82%	13855 sq pt

Page 38

Ink	Percentage	Surface
Black	5.71%	20703 sq pt
Total	5.71%	20703 sq pt

Page 39

Ink	Percentage	Surface
Black	3.82%	13878 sq pt
Total	3.82%	13878 sq pt



Page 40

Ink	Percentage	Surface
Black	1.43%	5195 sq pt
Total	1.43%	5195 sq pt

Page 41

Ink	Percentage	Surface
Black	1.49%	5400 sq pt
Total	1.49%	5400 sq pt

Page 42

Ink	Percentage	Surface
Black	1.98%	7178 sq pt
Total	1.98%	7178 sq pt

Page 43

Ink	Percentage	Surface
Black	3.49%	12675 sq pt
Total	3.49%	12675 sq pt

Page 44

Ink	Percentage	Surface
Black	4.8%	17431 sq pt
Total	4.8%	17431 sq pt

Page 45

Ink	Percentage	Surface
Black	5.81%	21065 sq pt
Total	5.81%	21065 sq pt

Page 46

Ink	Percentage	Surface
Black	3.96%	14377 sq pt
Total	3.96%	14377 sq pt

Page 47

Ink	Percentage	Surface
-----	------------	---------



Ink Information

Black	3.12%	11336 sq pt
Total	3.12%	11336 sq pt

Page 48

Ink	Percentage	Surface
Black	2.9%	10528 sq pt
Total	2.9%	10528 sq pt

Page 49

Ink	Percentage	Surface
Black	3.79%	13771 sq pt
Total	3.79%	13771 sq pt

Page 50

Ink	Percentage	Surface
Black	4.67%	16947 sq pt
Total	4.67%	16947 sq pt

Page 51

Ink	Percentage	Surface
Black	4.47%	16203 sq pt
Total	4.47%	16203 sq pt

Page 52

Ink	Percentage	Surface
Black	4.11%	14903 sq pt
Total	4.11%	14903 sq pt

Page 53

Ink	Percentage	Surface
Black	4.02%	14602 sq pt
Total	4.02%	14602 sq pt

Page 54

Ink	Percentage	Surface
Black	3.81%	13839 sq pt
Total	3.81%	13839 sq pt



🔍 Page 55

Ink	Percentage	Surface
Black	4.62%	16759 sq pt
Total	4.62%	16759 sq pt

🔍 Page 56

Ink	Percentage	Surface
Black	2.74%	9958 sq pt
Total	2.74%	9958 sq pt

🔍 Page 57

Ink	Percentage	Surface
Black	3.66%	13289 sq pt
Total	3.66%	13289 sq pt

🔍 Page 58

Ink	Percentage	Surface
Black	3.58%	12999 sq pt
Total	3.58%	12999 sq pt

🔍 Page 59

Ink	Percentage	Surface
Black	3.17%	11511 sq pt
Total	3.17%	11511 sq pt

🔍 Page 60

Ink	Percentage	Surface
Black	3.46%	12557 sq pt
Total	3.46%	12557 sq pt

🔍 Page 61

Ink	Percentage	Surface
Black	4.54%	16467 sq pt
Total	4.54%	16467 sq pt

🔍 Page 62

Ink	Percentage	Surface
-----	------------	---------



Ink Information

Black	4.64%	16838 sq pt
Total	4.64%	16838 sq pt

Page 63

Ink	Percentage	Surface
Black	3.81%	13813 sq pt
Total	3.81%	13813 sq pt

Page 64

Ink	Percentage	Surface
Black	5.02%	18219 sq pt
Total	5.02%	18219 sq pt

Page 65

Ink	Percentage	Surface
Black	1.04%	3779 sq pt
Total	1.04%	3779 sq pt

Page 67

Ink	Percentage	Surface
Black	4.3%	15621 sq pt
Total	4.3%	15621 sq pt

Page 68

Ink	Percentage	Surface
Black	4.34%	15762 sq pt
Total	4.34%	15762 sq pt

Page 69

Ink	Percentage	Surface
Black	4.86%	17641 sq pt
Total	4.86%	17641 sq pt

Page 70

Ink	Percentage	Surface
Black	4.11%	14909 sq pt
Total	4.11%	14909 sq pt



🔍 Page 71

Ink	Percentage	Surface
Black	3.92%	14222 sq pt
Total	3.92%	14222 sq pt

🔍 Page 72

Ink	Percentage	Surface
Black	5.32%	19323 sq pt
Total	5.32%	19323 sq pt

🔍 Page 73

Ink	Percentage	Surface
Black	2.99%	10846 sq pt
Total	2.99%	10846 sq pt

🔍 Page 74

Ink	Percentage	Surface
Black	3.88%	14073 sq pt
Total	3.88%	14073 sq pt

🔍 Page 75

Ink	Percentage	Surface
Black	4.05%	14693 sq pt
Total	4.05%	14693 sq pt

🔍 Page 76

Ink	Percentage	Surface
Black	5.36%	19468 sq pt
Total	5.36%	19468 sq pt

🔍 Page 77

Ink	Percentage	Surface
Black	3.82%	13869 sq pt
Total	3.82%	13869 sq pt

🔍 Page 78

Ink	Percentage	Surface
-----	------------	---------



Black	3.95%	14316 sq pt
Total	3.95%	14316 sq pt

Page 79

Ink	Percentage	Surface
Black	3.4%	12321 sq pt
Total	3.4%	12321 sq pt

Page 80

Ink	Percentage	Surface
Black	4.43%	16070 sq pt
Total	4.43%	16070 sq pt

Page 81

Ink	Percentage	Surface
Black	5.3%	19215 sq pt
Total	5.3%	19215 sq pt

Page 82

Ink	Percentage	Surface
Black	0.95%	3457 sq pt
Total	0.95%	3457 sq pt

Page 83

Ink	Percentage	Surface
Black	4.74%	17210 sq pt
Total	4.74%	17210 sq pt

Page 84

Ink	Percentage	Surface
Black	5.65%	20517 sq pt
Total	5.65%	20517 sq pt

Page 85

Ink	Percentage	Surface
Black	4.35%	15779 sq pt
Total	4.35%	15779 sq pt



🔍 Page 86

Ink	Percentage	Surface
Black	4.9%	17780 sq pt
Total	4.9%	17780 sq pt

🔍 Page 87

Ink	Percentage	Surface
Black	3.58%	12996 sq pt
Total	3.58%	12996 sq pt

🔍 Page 88

Ink	Percentage	Surface
Black	5.49%	19917 sq pt
Total	5.49%	19917 sq pt

🔍 Page 89

Ink	Percentage	Surface
Black	3.68%	13349 sq pt
Total	3.68%	13349 sq pt

🔍 Page 90

Ink	Percentage	Surface
Black	4.06%	14717 sq pt
Total	4.06%	14717 sq pt

🔍 Page 91

Ink	Percentage	Surface
Black	3.72%	13507 sq pt
Total	3.72%	13507 sq pt

🔍 Page 92

Ink	Percentage	Surface
Black	4.29%	15577 sq pt
Total	4.29%	15577 sq pt

🔍 Page 93

Ink	Percentage	Surface
-----	------------	---------



Ink Information

Black	4.9%	17790 sq pt
Total	4.9%	17790 sq pt

Page 94

Ink	Percentage	Surface
Black	3.6%	13064 sq pt
Total	3.6%	13064 sq pt

Page 95

Ink	Percentage	Surface
Black	3.1%	11247 sq pt
Total	3.1%	11247 sq pt

Page 96

Ink	Percentage	Surface
Black	3.95%	14339 sq pt
Total	3.95%	14339 sq pt

Page 97

Ink	Percentage	Surface
Black	2.95%	10720 sq pt
Total	2.95%	10720 sq pt

Page 98

Ink	Percentage	Surface
Black	4.66%	16893 sq pt
Total	4.66%	16893 sq pt

Page 99

Ink	Percentage	Surface
Black	3.81%	13822 sq pt
Total	3.81%	13822 sq pt

Page 100

Ink	Percentage	Surface
Black	5.05%	18336 sq pt
Total	5.05%	18336 sq pt



Page 101

Ink	Percentage	Surface
Black	0.55%	2011 sq pt
Total	0.55%	2011 sq pt

Page 103

Ink	Percentage	Surface
Black	3.34%	12122 sq pt
Total	3.34%	12122 sq pt

Page 104

Ink	Percentage	Surface
Black	5.19%	18851 sq pt
Total	5.19%	18851 sq pt

Page 105

Ink	Percentage	Surface
Black	5.79%	20994 sq pt
Total	5.79%	20994 sq pt

Page 106

Ink	Percentage	Surface
Black	1.67%	6061 sq pt
Total	1.67%	6061 sq pt

Page 107

Ink	Percentage	Surface
Black	3.09%	11228 sq pt
Total	3.09%	11228 sq pt

Page 108

Ink	Percentage	Surface
Black	2.55%	9241 sq pt
Total	2.55%	9241 sq pt

Page 109

Ink	Percentage	Surface
-----	------------	---------



Ink Information

Black	4.31%	15656 sq pt
Total	4.31%	15656 sq pt

Page 110

Ink	Percentage	Surface
Black	2.88%	10443 sq pt
Total	2.88%	10443 sq pt

Page 111

Ink	Percentage	Surface
Black	3.73%	13529 sq pt
Total	3.73%	13529 sq pt

Page 112

Ink	Percentage	Surface
Black	2.18%	7927 sq pt
Total	2.18%	7927 sq pt

Page 113

Ink	Percentage	Surface
Black	3.64%	13209 sq pt
Total	3.64%	13209 sq pt

Page 114

Ink	Percentage	Surface
Black	0.96%	3486 sq pt
Total	0.96%	3486 sq pt

Page 115

Ink	Percentage	Surface
Black	3.71%	13455 sq pt
Total	3.71%	13455 sq pt

Page 116

Ink	Percentage	Surface
Black	3.37%	12229 sq pt
Total	3.37%	12229 sq pt



Page 117

Ink	Percentage	Surface
Black	4.41%	15992 sq pt
Total	4.41%	15992 sq pt

Page 118

Ink	Percentage	Surface
Black	4.93%	17881 sq pt
Total	4.93%	17881 sq pt

Page 119

Ink	Percentage	Surface
Black	2.93%	10643 sq pt
Total	2.93%	10643 sq pt

Page 120

Ink	Percentage	Surface
Black	4.29%	15573 sq pt
Total	4.29%	15573 sq pt

Page 121

Ink	Percentage	Surface
Black	3.69%	13405 sq pt
Total	3.69%	13405 sq pt

Page 122

Ink	Percentage	Surface
Black	4.47%	16215 sq pt
Total	4.47%	16215 sq pt

Page 123

Ink	Percentage	Surface
Black	4.67%	16957 sq pt
Total	4.67%	16957 sq pt

Page 124

Ink	Percentage	Surface
-----	------------	---------



Ink Information

Black	2.77%	10065 sq pt
Total	2.77%	10065 sq pt

Page 125

Ink	Percentage	Surface
Black	3.62%	13128 sq pt
Total	3.62%	13128 sq pt

Page 126

Ink	Percentage	Surface
Black	5.41%	19625 sq pt
Total	5.41%	19625 sq pt

Page 127

Ink	Percentage	Surface
Black	1.92%	6974 sq pt
Total	1.92%	6974 sq pt

Page 128

Ink	Percentage	Surface
Black	2.3%	8330 sq pt
Total	2.3%	8330 sq pt

Page 129

Ink	Percentage	Surface
Black	2.45%	8879 sq pt
Total	2.45%	8879 sq pt

Page 130

Ink	Percentage	Surface
Black	2.35%	8536 sq pt
Total	2.35%	8536 sq pt

Page 131

Ink	Percentage	Surface
Black	4.53%	16431 sq pt
Total	4.53%	16431 sq pt



Page 132

Ink	Percentage	Surface
Black	4.43%	16074 sq pt
Total	4.43%	16074 sq pt

Page 133

Ink	Percentage	Surface
Black	5.33%	19357 sq pt
Total	5.33%	19357 sq pt

Page 134

Ink	Percentage	Surface
Black	4.62%	16751 sq pt
Total	4.62%	16751 sq pt

Page 135

Ink	Percentage	Surface
Black	4.93%	17873 sq pt
Total	4.93%	17873 sq pt

Page 136

Ink	Percentage	Surface
Black	3.04%	11040 sq pt
Total	3.04%	11040 sq pt

Page 137

Ink	Percentage	Surface
Black	4.16%	15088 sq pt
Total	4.16%	15088 sq pt

Page 138

Ink	Percentage	Surface
Black	5.04%	18294 sq pt
Total	5.04%	18294 sq pt

Page 139

Ink	Percentage	Surface
-----	------------	---------



Black	4.47%	16225 sq pt
Total	4.47%	16225 sq pt

Page 140

Ink	Percentage	Surface
Black	4.43%	16085 sq pt
Total	4.43%	16085 sq pt

Page 141

Ink	Percentage	Surface
Black	4.38%	15908 sq pt
Total	4.38%	15908 sq pt

Page 142

Ink	Percentage	Surface
Black	5.2%	18869 sq pt
Total	5.2%	18869 sq pt

Page 143

Ink	Percentage	Surface
Black	3.19%	11574 sq pt
Total	3.19%	11574 sq pt

Page 144

Ink	Percentage	Surface
Black	2.08%	7539 sq pt
Total	2.08%	7539 sq pt

Page 145

Ink	Percentage	Surface
Black	3.83%	13912 sq pt
Total	3.83%	13912 sq pt

Page 146

Ink	Percentage	Surface
Black	3.19%	11575 sq pt
Total	3.19%	11575 sq pt



Page 147

Ink	Percentage	Surface
Black	3.88%	14078 sq pt
Total	3.88%	14078 sq pt

Page 148

Ink	Percentage	Surface
Black	4.52%	16416 sq pt
Total	4.52%	16416 sq pt

Page 149

Ink	Percentage	Surface
Black	3.11%	11294 sq pt
Total	3.11%	11294 sq pt

Page 150

Ink	Percentage	Surface
Black	4.1%	14884 sq pt
Total	4.1%	14884 sq pt

Page 151

Ink	Percentage	Surface
Black	3.97%	14416 sq pt
Total	3.97%	14416 sq pt

Page 152

Ink	Percentage	Surface
Black	4.54%	16492 sq pt
Total	4.54%	16492 sq pt

Page 153

Ink	Percentage	Surface
Black	3.93%	14250 sq pt
Total	3.93%	14250 sq pt

Page 154

Ink	Percentage	Surface
-----	------------	---------



Ink Information

Black	2.23%	8096 sq pt
Total	2.23%	8096 sq pt

Page 155

Ink	Percentage	Surface
Black	1.85%	6709 sq pt
Total	1.85%	6709 sq pt

Page 156

Ink	Percentage	Surface
Black	4.58%	16635 sq pt
Total	4.58%	16635 sq pt

Page 157

Ink	Percentage	Surface
Black	3.89%	14120 sq pt
Total	3.89%	14120 sq pt

Page 158

Ink	Percentage	Surface
Black	3.17%	11491 sq pt
Total	3.17%	11491 sq pt

Page 159

Ink	Percentage	Surface
Black	2.12%	7697 sq pt
Total	2.12%	7697 sq pt

Page 160

Ink	Percentage	Surface
Black	2.87%	10405 sq pt
Total	2.87%	10405 sq pt

Page 161

Ink	Percentage	Surface
Black	2.02%	7327 sq pt
Total	2.02%	7327 sq pt



Page 162

Ink	Percentage	Surface
Black	3.27%	11860 sq pt
Total	3.27%	11860 sq pt

Page 163

Ink	Percentage	Surface
Black	3.74%	13587 sq pt
Total	3.74%	13587 sq pt

Page 164

Ink	Percentage	Surface
Black	4.66%	16911 sq pt
Total	4.66%	16911 sq pt

Page 165

Ink	Percentage	Surface
Black	3.34%	12106 sq pt
Total	3.34%	12106 sq pt

Page 166

Ink	Percentage	Surface
Black	4.4%	15978 sq pt
Total	4.4%	15978 sq pt

Page 167

Ink	Percentage	Surface
Black	1.93%	6988 sq pt
Total	1.93%	6988 sq pt

Page 168

Ink	Percentage	Surface
Black	4.67%	16956 sq pt
Total	4.67%	16956 sq pt

Page 169

Ink	Percentage	Surface
-----	------------	---------



Ink Information

Black	2.82%	10218 sq pt
Total	2.82%	10218 sq pt

Page 170

Ink	Percentage	Surface
Black	3.8%	13782 sq pt
Total	3.8%	13782 sq pt

Page 171

Ink	Percentage	Surface
Black	5.06%	18365 sq pt
Total	5.06%	18365 sq pt

Page 172

Ink	Percentage	Surface
Black	4.45%	16144 sq pt
Total	4.45%	16144 sq pt

Page 173

Ink	Percentage	Surface
Black	5.08%	18434 sq pt
Total	5.08%	18434 sq pt

Page 174

Ink	Percentage	Surface
Black	5.21%	18894 sq pt
Total	5.21%	18894 sq pt

Page 175

Ink	Percentage	Surface
Black	5.55%	20146 sq pt
Total	5.55%	20146 sq pt

Page 176

Ink	Percentage	Surface
Black	3.91%	14195 sq pt
Total	3.91%	14195 sq pt



🔍 Page 177

Ink	Percentage	Surface
Black	5.48%	19903 sq pt
Total	5.48%	19903 sq pt

🔍 Page 178

Ink	Percentage	Surface
Black	3.23%	11733 sq pt
Total	3.23%	11733 sq pt

🔍 Page 179

Ink	Percentage	Surface
Black	3.52%	12761 sq pt
Total	3.52%	12761 sq pt

🔍 Page 180

Ink	Percentage	Surface
Black	2.03%	7372 sq pt
Total	2.03%	7372 sq pt

🔍 Page 181

Ink	Percentage	Surface
Black	2.7%	9812 sq pt
Total	2.7%	9812 sq pt

🔍 Page 182

Ink	Percentage	Surface
Black	1.46%	5312 sq pt
Total	1.46%	5312 sq pt

🔍 Page 183

Ink	Percentage	Surface
Black	2.57%	9312 sq pt
Total	2.57%	9312 sq pt

🔍 Page 184

Ink	Percentage	Surface
-----	------------	---------



Ink Information

Black	3.05%	11063 sq pt
Total	3.05%	11063 sq pt

Page 185

Ink	Percentage	Surface
Black	2.67%	9705 sq pt
Total	2.67%	9705 sq pt

Page 186

Ink	Percentage	Surface
Black	1.22%	4430 sq pt
Total	1.22%	4430 sq pt

Page 187

Ink	Percentage	Surface
Black	1.72%	6239 sq pt
Total	1.72%	6239 sq pt

Page 188

Ink	Percentage	Surface
Black	2.11%	7661 sq pt
Total	2.11%	7661 sq pt

Page 189

Ink	Percentage	Surface
Black	11.34%	41159 sq pt
Total	11.34%	41159 sq pt

Page 190

Ink	Percentage	Surface
Black	8.1%	29384 sq pt
Total	8.1%	29384 sq pt

Page 191

Ink	Percentage	Surface
Black	0.54%	1962 sq pt
Total	0.54%	1962 sq pt



Page 193

Ink	Percentage	Surface
Black	2.15%	7784 sq pt
Total	2.15%	7784 sq pt

Page 194

Ink	Percentage	Surface
Black	1.5%	5459 sq pt
Total	1.5%	5459 sq pt

Page 195

Ink	Percentage	Surface
Black	1.62%	5890 sq pt
Total	1.62%	5890 sq pt

Page 196

Ink	Percentage	Surface
Black	1.95%	7089 sq pt
Total	1.95%	7089 sq pt

Page 197

Ink	Percentage	Surface
Black	0.64%	2315 sq pt
Total	0.64%	2315 sq pt



enfocus PITSTOPSERVER



Output Intents

GTS_PDFX

Output condition	ISO Coated v2 300% (ECI)
Output condition identifier	Custom
Additional information	ISO Coated v2 300% (ECI)
Destination output profile	ISO Coated v2 300% (ECI)