







### Warnings

-  Page is empty inside trim box (4x on pages 14,234,268,272)
-  Font Helvetica, Helvetica-Oblique, Symbol uses an artificial italic style --> please check if used font family includes the used font style originally i.e. BOLD (3x on page 55)
-  Text of 3.5...4.98 pt is less than 5 pt --> please check for legibility (592x on pages 32...261)
-  Compression ratio of image is more than 15 --> please use correct jopotions (SpringerNature\_Print) (4x on pages 44,53,64,66)



### Processing

Certified PDF status	Preflighted successfully
Preflight Profile	SpringerNature_Print_Books_V13_2016_10_06
Created by	Mark Rübsam / Klaus Rüschhoff Springer Nature
Pages processed	1-276
Application used to preflight	Enfocus PitStop Server 13 update 2 powered by Enfocus PitStop Library 13 update 2
Application used to create the report	Enfocus PitStop Library 13 update 2
Preflighted on	UTC: April 21, 2017 - 11:15:52 [ April 21, 2017 - 16:45:52 ]

### Document properties

Document Name	978-3-319-35054-7_Book_PrintPDF.pdf
Number of pages	276
PDF Version	1.3
Creation Date	UTC: April 20, 2017 - 19:52:15 [ April 21, 2017 - 01:22:15 ]
Modification Date	UTC: April 21, 2017 - 11:08:25 [ April 21, 2017 - 16:38:25 ]
Producer	Acrobat Distiller 9.4.0(Windows)
Creator	Arbortext Advanced Print Publisher 9.0.114/W
Author	-
Title	-
Subject	-
Keywords	-
Trapped	no
Trapping Information Present	no
Repaired on Open	no
Optimized for Fast Web View	no
Thumbnails Present	no
Binding	left
Job Ticket Present	no

### Security

Encryption Type	not encrypted
Content Copying or Extraction	allowed
Content Access for Disabled Users	allowed
Adding or Modifying Annotations	allowed
Creating or Modifying Form Fields	allowed
Form Field Fill-in or Signing	allowed
Document Assembly	allowed
Other Document Modifications	allowed
Printing	high resolution

### Compression

Data format	binary
Document structure compressed	yes
Filters used	JPEG, ZIP



### Status Incoming Document

Not Certified

### Action:

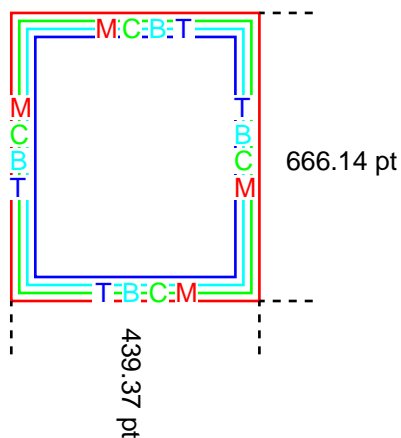
Started Certified PDF workflow

### Status Outgoing Document

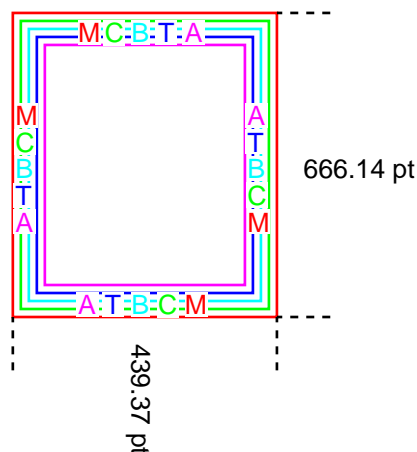
Preflight Profile Name:	SpringerNature_Print_Books_V13_2016_10_06
Author:	Mark Rübsam / Klaus Rüschoff
Company:	Springer Nature
Document Status	Preflighted successfully
Preflight Profile Status	Match



Defined page boxes



Effective page boxes



Page box	Defined size	Effective size
Media box (M)	439.37 x 666.14 pt	439.37 x 666.14 pt
Crop box (C)	439.37 x 666.14 pt	439.37 x 666.14 pt
Trim box (T)	439.37 x 666.14 pt	439.37 x 666.14 pt
Bleed box (B)	439.37 x 666.14 pt	439.37 x 666.14 pt
Art box (A)	not defined	439.37 x 666.14 pt

Defined for pages 1-276

Media box starts at : (0, 0) pt

Page rotation : 0 degrees

Page scaling factor : 1



## Font Information

	PostScript font name	Type	Embedded as	Subset	Encoding
🔍	AdvGTIMES-R	Type 1	Type 1	yes	Custom
🔍	AdvSPRING-R	Type 1	Type 1	yes	Custom
🔍	AdvPSSym	Type 1	Type 1	yes	Custom
🔍	SMinionPlusTab-Regular	Type 1	Type 1	yes	Custom
🔍	AdvGTIMES-IT	Type 1	Type 1	yes	Custom
🔍	AdvGTIMES-B	Type 1	Type 1	yes	Custom
🔍	AdvP4C4E46	Type 1	Type 1	yes	Custom
🔍	AdvP4C4E51	Type 1	Type 1	yes	Custom
🔍	AdvP4C4E59	Type 1	Type 1	yes	Custom
🔍	AdvP4C4E74	Type 1	Type 1	yes	Custom
🔍	AdvPSMP10	Type 1	Type 1	yes	Custom
🔍	AdvTimes	Type 1	Type 1	yes	Custom
🔍	AdvPSMP13	Type 1	Type 1	yes	Custom
🔍	AdvPTimes	Type 1	Type 1	yes	Custom
🔍	Helvetica	Type 1	Type 1	yes	Custom
🔍	Symbol	Type 1	Type 1	yes	Custom
🔍	Times-Bold	Type 1	Type 1	yes	Custom
🔍	Times-Italic	Type 1	Type 1	yes	Custom
🔍	Times-Roman	Type 1	Type 1	yes	Custom
🔍	AdvPSMP4	Type 1	Type 1	yes	Custom
🔍	Helvetica-Oblique	Type 1	Type 1	yes	Custom
🔍	AdvGTIMES-BI	Type 1	Type 1	yes	Custom
🔍	AdvTir_symb	Type 1	Type 1	yes	Custom
🔍	AdvPSMSAM10	Type 1	Type 1	yes	Custom
🔍	AdvPSMPE2	Type 1	Type 1	yes	Custom
🔍	AdvPi2	Type 1	Type 1	yes	Custom
🔍	AdvPSMP12	Type 1	Type 1	yes	Custom
🔍	AdvPTimesBI	Type 1	Type 1	yes	Custom
🔍	AdvPTimesI	Type 1	Type 1	yes	Custom
🔍	ArialMT	Type 1	Type 1	yes	Custom
🔍	AdvP4C4E40	Type 1	Type 1	yes	Custom
🔍	AdvPTimesB	Type 1	Type 1	yes	Custom
🔍	Helvetica-Bold	Type 1	Type 1	yes	Custom



## Image Information

Type	Color Space	Size (pixels)	Resolution (ppi)	Bits per channel	Page	Angle (degrees)	Shear	Flipped	Custom Transfer	Custom Halftone	Custom BG	Custom UCR
Grayscale	Separation: Black (Process color)	355x850	598.7x599.4	8	27	0	-	-	-	-	-	-
Grayscale	Separation: Black (Process color)	475x856	599x599.4	8	27	0	-	-	-	-	-	-
Grayscale	Separation: Black (Process color)	490x1421	599x599.7	8	28	0	-	-	-	-	-	-
Grayscale	Gray	2717x1413	599.9x599.9	8	44	0	-	-	-	-	-	-
Grayscale	Gray	2717x2222	599.9x599.9	8	53	0	-	-	-	-	-	-
Grayscale	Gray	2717x1975	599.9x599.9	8	57	0	-	-	-	-	-	-
Grayscale	Gray	1772x2452	599.9x599.9	8	64	0	-	-	-	-	-	-
Grayscale	Gray	1181x1497	599.8x599.9	8	66	0	-	-	-	-	-	-
Grayscale	Gray	2362x768	599.9x599.8	8	82	0	-	-	-	-	-	-
Grayscale	Gray	1181x498	300x299.9	8	87	0	-	-	-	-	-	-
Grayscale	Gray	2362x1956	599.9x599.9	8	108	0	-	-	-	-	-	-
Grayscale	Separation: Black (Process color)	861x1103	599.4x599.6	8	109	0	-	-	-	-	-	-
Grayscale	Gray	1181x415	300x299.9	8	146	0	-	-	-	-	-	-
Grayscale	Gray	886x665	299.9x299.9	8	158	0	-	-	-	-	-	-






enfocus  
**PITSTOP**SERVER



## OPI Information

**No OPI**



Item	Value
 Color Space	Separation (Process color)
Page	1,3-5,7-13,15-41,43-71,73-207,209-233,235-267,269-271,273-276
Name	■ Black
Alternate Space	CMYK
CMYK values	[0, 0, 0, 1]
 Color Space	Gray
Page	2-3,6,22-29,31-36,38-40,42,44-69,72,74-80,82-106,108-111,117-126,128-148,152,156-181,183-188,191-192,194-199,208,210-233,236-251,253-265
 Color Space	CMYK
Page	22,24-28,31-36,38-40,45-52,54-56,59-63,65-66,68-69,74-78,80,82,84-85,87-91,93,96-99,101-102,105-106,108-111,117-118,123-126,128-129,132-145,147-148,152,157,159-160,162-167,169-170,172,175-176,178-179,183-185,191-192,195-199,210-212,214-215,217,220-229,231,236-237,239,242,244-251,254-258,260-263,265





### Document

Ink	Percentage	Surface
Black	3.7%	2996557 sq pt
Total	3.7%	2996557 sq pt

### Page 1

Ink	Percentage	Surface
Black	0.16%	471 sq pt
Total	0.16%	471 sq pt

### Pages 2,6,14,42,72,208,234,268,272 don't use any inks

### Page 3

Ink	Percentage	Surface
Black	0.69%	2015 sq pt
Total	0.69%	2015 sq pt

### Page 4

Ink	Percentage	Surface
Black	3.11%	9105 sq pt
Total	3.11%	9105 sq pt

### Page 5

Ink	Percentage	Surface
Black	0.35%	1035 sq pt
Total	0.35%	1035 sq pt

### Page 7

Ink	Percentage	Surface
Black	4.52%	13254 sq pt
Total	4.52%	13254 sq pt

### Page 8

Ink	Percentage	Surface
Black	4.65%	13626 sq pt
Total	4.65%	13626 sq pt



### 🔍 Page 9

Ink	Percentage	Surface
Black	5.64%	16517 sq pt
Total	5.64%	16517 sq pt

### 🔍 Page 10

Ink	Percentage	Surface
Black	4.32%	12671 sq pt
Total	4.32%	12671 sq pt

### 🔍 Page 11

Ink	Percentage	Surface
Black	2.28%	6668 sq pt
Total	2.28%	6668 sq pt

### 🔍 Page 12

Ink	Percentage	Surface
Black	3.17%	9277 sq pt
Total	3.17%	9277 sq pt

### 🔍 Page 13

Ink	Percentage	Surface
Black	1.32%	3858 sq pt
Total	1.32%	3858 sq pt

### 🔍 Page 15

Ink	Percentage	Surface
Black	1.83%	5356 sq pt
Total	1.83%	5356 sq pt

### 🔍 Page 16

Ink	Percentage	Surface
Black	2.17%	6359 sq pt
Total	2.17%	6359 sq pt

### 🔍 Page 17

Ink	Percentage	Surface
-----	------------	---------



## Ink Information

Black	4.77%	13967 sq pt
Total	4.77%	13967 sq pt

### Page 18

Ink	Percentage	Surface
Black	6.26%	18353 sq pt
Total	6.26%	18353 sq pt

### Page 19

Ink	Percentage	Surface
Black	5.6%	16400 sq pt
Total	5.6%	16400 sq pt

### Page 20

Ink	Percentage	Surface
Black	6.54%	19176 sq pt
Total	6.54%	19176 sq pt

### Page 21

Ink	Percentage	Surface
Black	6.03%	17679 sq pt
Total	6.03%	17679 sq pt

### Page 22

Ink	Percentage	Surface
Black	3.9%	11418 sq pt
Total	3.9%	11418 sq pt

### Page 23

Ink	Percentage	Surface
Black	5.08%	14877 sq pt
Total	5.08%	14877 sq pt

### Page 24

Ink	Percentage	Surface
Black	5.08%	14873 sq pt
Total	5.08%	14873 sq pt



### 🔍 Page 25

Ink	Percentage	Surface
Black	4.25%	12465 sq pt
Total	4.25%	12465 sq pt

### 🔍 Page 26

Ink	Percentage	Surface
Black	4.04%	11829 sq pt
Total	4.04%	11829 sq pt

### 🔍 Page 27

Ink	Percentage	Surface
Black	2.62%	7663 sq pt
Total	2.62%	7663 sq pt

### 🔍 Page 28

Ink	Percentage	Surface
Black	3.49%	10232 sq pt
Total	3.49%	10232 sq pt

### 🔍 Page 29

Ink	Percentage	Surface
Black	3%	8805 sq pt
Total	3%	8805 sq pt

### 🔍 Page 30

Ink	Percentage	Surface
Black	5.2%	15231 sq pt
Total	5.2%	15231 sq pt

### 🔍 Page 31

Ink	Percentage	Surface
Black	4.01%	11758 sq pt
Total	4.01%	11758 sq pt

### 🔍 Page 32

Ink	Percentage	Surface
-----	------------	---------



## Ink Information

Black	2.46%	7211 sq pt
Total	2.46%	7211 sq pt

### Page 33

Ink	Percentage	Surface
Black	2.51%	7363 sq pt
Total	2.51%	7363 sq pt

### Page 34

Ink	Percentage	Surface
Black	2.54%	7448 sq pt
Total	2.54%	7448 sq pt

### Page 35

Ink	Percentage	Surface
Black	3.87%	11353 sq pt
Total	3.87%	11353 sq pt

### Page 36

Ink	Percentage	Surface
Black	6.91%	20243 sq pt
Total	6.91%	20243 sq pt

### Page 37

Ink	Percentage	Surface
Black	6.14%	17980 sq pt
Total	6.14%	17980 sq pt

### Page 38

Ink	Percentage	Surface
Black	3.3%	9675 sq pt
Total	3.3%	9675 sq pt

### Page 39

Ink	Percentage	Surface
Black	1.47%	4294 sq pt
Total	1.47%	4294 sq pt



### 🔍 Page 40

Ink	Percentage	Surface
Black	3.88%	11366 sq pt
Total	3.88%	11366 sq pt

### 🔍 Page 41

Ink	Percentage	Surface
Black	4.85%	14211 sq pt
Total	4.85%	14211 sq pt

### 🔍 Page 43

Ink	Percentage	Surface
Black	4.63%	13559 sq pt
Total	4.63%	13559 sq pt

### 🔍 Page 44

Ink	Percentage	Surface
Black	4.29%	12577 sq pt
Total	4.29%	12577 sq pt

### 🔍 Page 45

Ink	Percentage	Surface
Black	4.48%	13128 sq pt
Total	4.48%	13128 sq pt

### 🔍 Page 46

Ink	Percentage	Surface
Black	3.56%	10443 sq pt
Total	3.56%	10443 sq pt

### 🔍 Page 47

Ink	Percentage	Surface
Black	4.72%	13844 sq pt
Total	4.72%	13844 sq pt

### 🔍 Page 48

Ink	Percentage	Surface
-----	------------	---------



Black	3.5%	10246 sq pt
Total	3.5%	10246 sq pt

### Page 49

Ink	Percentage	Surface
Black	4.37%	12792 sq pt
Total	4.37%	12792 sq pt

### Page 50

Ink	Percentage	Surface
Black	4.86%	14234 sq pt
Total	4.86%	14234 sq pt

### Page 51

Ink	Percentage	Surface
Black	2.75%	8064 sq pt
Total	2.75%	8064 sq pt

### Page 52

Ink	Percentage	Surface
Black	1.19%	3476 sq pt
Total	1.19%	3476 sq pt

### Page 53

Ink	Percentage	Surface
Black	6.61%	19380 sq pt
Total	6.61%	19380 sq pt

### Page 54

Ink	Percentage	Surface
Black	4.69%	13741 sq pt
Total	4.69%	13741 sq pt

### Page 55

Ink	Percentage	Surface
Black	4.46%	13059 sq pt
Total	4.46%	13059 sq pt



### 🔍 Page 56

Ink	Percentage	Surface
Black	4.17%	12222 sq pt
Total	4.17%	12222 sq pt

### 🔍 Page 57

Ink	Percentage	Surface
Black	7.42%	21752 sq pt
Total	7.42%	21752 sq pt

### 🔍 Page 58

Ink	Percentage	Surface
Black	6.27%	18369 sq pt
Total	6.27%	18369 sq pt

### 🔍 Page 59

Ink	Percentage	Surface
Black	3.57%	10452 sq pt
Total	3.57%	10452 sq pt

### 🔍 Page 60

Ink	Percentage	Surface
Black	5.08%	14885 sq pt
Total	5.08%	14885 sq pt

### 🔍 Page 61

Ink	Percentage	Surface
Black	3.55%	10397 sq pt
Total	3.55%	10397 sq pt

### 🔍 Page 62

Ink	Percentage	Surface
Black	4.92%	14408 sq pt
Total	4.92%	14408 sq pt

### 🔍 Page 63

Ink	Percentage	Surface
-----	------------	---------





## Ink Information

Black	5.07%	14855 sq pt
Total	5.07%	14855 sq pt

### Page 64

Ink	Percentage	Surface
Black	4.14%	12128 sq pt
Total	4.14%	12128 sq pt

### Page 65

Ink	Percentage	Surface
Black	2.01%	5901 sq pt
Total	2.01%	5901 sq pt

### Page 66

Ink	Percentage	Surface
Black	2.73%	8005 sq pt
Total	2.73%	8005 sq pt

### Page 67

Ink	Percentage	Surface
Black	2.14%	6279 sq pt
Total	2.14%	6279 sq pt

### Page 68

Ink	Percentage	Surface
Black	3.18%	9318 sq pt
Total	3.18%	9318 sq pt

### Page 69

Ink	Percentage	Surface
Black	4.89%	14332 sq pt
Total	4.89%	14332 sq pt

### Page 70

Ink	Percentage	Surface
Black	5.53%	16209 sq pt
Total	5.53%	16209 sq pt



### 🔍 Page 71

Ink	Percentage	Surface
Black	4.32%	12648 sq pt
Total	4.32%	12648 sq pt

### 🔍 Page 73

Ink	Percentage	Surface
Black	5%	14645 sq pt
Total	5%	14645 sq pt

### 🔍 Page 74

Ink	Percentage	Surface
Black	5.11%	14970 sq pt
Total	5.11%	14970 sq pt

### 🔍 Page 75

Ink	Percentage	Surface
Black	5.58%	16344 sq pt
Total	5.58%	16344 sq pt

### 🔍 Page 76

Ink	Percentage	Surface
Black	4.19%	12276 sq pt
Total	4.19%	12276 sq pt

### 🔍 Page 77

Ink	Percentage	Surface
Black	3.53%	10340 sq pt
Total	3.53%	10340 sq pt

### 🔍 Page 78

Ink	Percentage	Surface
Black	1.64%	4796 sq pt
Total	1.64%	4796 sq pt

### 🔍 Page 79

Ink	Percentage	Surface
-----	------------	---------



## Ink Information

Black	4.66%	13643 sq pt
Total	4.66%	13643 sq pt

### Page 80

Ink	Percentage	Surface
Black	7.74%	22669 sq pt
Total	7.74%	22669 sq pt

### Page 81

Ink	Percentage	Surface
Black	6.59%	19321 sq pt
Total	6.59%	19321 sq pt

### Page 82

Ink	Percentage	Surface
Black	8.99%	26352 sq pt
Total	8.99%	26352 sq pt

### Page 83

Ink	Percentage	Surface
Black	3.51%	10279 sq pt
Total	3.51%	10279 sq pt

### Page 84

Ink	Percentage	Surface
Black	1.72%	5039 sq pt
Total	1.72%	5039 sq pt

### Page 85

Ink	Percentage	Surface
Black	1.47%	4321 sq pt
Total	1.47%	4321 sq pt

### Page 86

Ink	Percentage	Surface
Black	4.81%	14108 sq pt
Total	4.81%	14108 sq pt



### 🔍 Page 87

Ink	Percentage	Surface
Black	12.37%	36242 sq pt
Total	12.37%	36242 sq pt

### 🔍 Page 88

Ink	Percentage	Surface
Black	4.19%	12264 sq pt
Total	4.19%	12264 sq pt

### 🔍 Page 89

Ink	Percentage	Surface
Black	4.23%	12403 sq pt
Total	4.23%	12403 sq pt

### 🔍 Page 90

Ink	Percentage	Surface
Black	6.05%	17716 sq pt
Total	6.05%	17716 sq pt

### 🔍 Page 91

Ink	Percentage	Surface
Black	5.05%	14793 sq pt
Total	5.05%	14793 sq pt

### 🔍 Page 92

Ink	Percentage	Surface
Black	4.65%	13637 sq pt
Total	4.65%	13637 sq pt

### 🔍 Page 93

Ink	Percentage	Surface
Black	3.05%	8927 sq pt
Total	3.05%	8927 sq pt

### 🔍 Page 94

Ink	Percentage	Surface
-----	------------	---------



## Ink Information

Black	1.86%	5459 sq pt
Total	1.86%	5459 sq pt

### Page 95

Ink	Percentage	Surface
Black	5.34%	15635 sq pt
Total	5.34%	15635 sq pt

### Page 96

Ink	Percentage	Surface
Black	1.5%	4397 sq pt
Total	1.5%	4397 sq pt

### Page 97

Ink	Percentage	Surface
Black	4.98%	14596 sq pt
Total	4.98%	14596 sq pt

### Page 98

Ink	Percentage	Surface
Black	3.32%	9738 sq pt
Total	3.32%	9738 sq pt

### Page 99

Ink	Percentage	Surface
Black	1.84%	5404 sq pt
Total	1.84%	5404 sq pt

### Page 100

Ink	Percentage	Surface
Black	2.26%	6620 sq pt
Total	2.26%	6620 sq pt

### Page 101

Ink	Percentage	Surface
Black	6.39%	18719 sq pt
Total	6.39%	18719 sq pt



### 🔍 Page 102

Ink	Percentage	Surface
Black	6.61%	19368 sq pt
Total	6.61%	19368 sq pt

### 🔍 Page 103

Ink	Percentage	Surface
Black	2.52%	7394 sq pt
Total	2.52%	7394 sq pt

### 🔍 Page 104

Ink	Percentage	Surface
Black	5.59%	16372 sq pt
Total	5.59%	16372 sq pt

### 🔍 Page 105

Ink	Percentage	Surface
Black	6.9%	20229 sq pt
Total	6.9%	20229 sq pt

### 🔍 Page 106

Ink	Percentage	Surface
Black	4.61%	13502 sq pt
Total	4.61%	13502 sq pt

### 🔍 Page 107

Ink	Percentage	Surface
Black	5.87%	17202 sq pt
Total	5.87%	17202 sq pt

### 🔍 Page 108

Ink	Percentage	Surface
Black	15.57%	45613 sq pt
Total	15.57%	45613 sq pt

### 🔍 Page 109

Ink	Percentage	Surface
-----	------------	---------



## Ink Information

Black	5.59%	16394 sq pt
Total	5.59%	16394 sq pt

### Page 110

Ink	Percentage	Surface
Black	2.7%	7922 sq pt
Total	2.7%	7922 sq pt

### Page 111

Ink	Percentage	Surface
Black	2.69%	7875 sq pt
Total	2.69%	7875 sq pt

### Page 112

Ink	Percentage	Surface
Black	6.62%	19400 sq pt
Total	6.62%	19400 sq pt

### Page 113

Ink	Percentage	Surface
Black	5.99%	17556 sq pt
Total	5.99%	17556 sq pt

### Page 114

Ink	Percentage	Surface
Black	2.53%	7413 sq pt
Total	2.53%	7413 sq pt

### Page 115

Ink	Percentage	Surface
Black	5.07%	14849 sq pt
Total	5.07%	14849 sq pt

### Page 116

Ink	Percentage	Surface
Black	5.63%	16512 sq pt
Total	5.63%	16512 sq pt



### Page 117

Ink	Percentage	Surface
Black	3.81%	11170 sq pt
Total	3.81%	11170 sq pt

### Page 118

Ink	Percentage	Surface
Black	2.12%	6200 sq pt
Total	2.12%	6200 sq pt

### Page 119

Ink	Percentage	Surface
Black	1.88%	5500 sq pt
Total	1.88%	5500 sq pt

### Page 120

Ink	Percentage	Surface
Black	1.58%	4623 sq pt
Total	1.58%	4623 sq pt

### Page 121

Ink	Percentage	Surface
Black	4.88%	14286 sq pt
Total	4.88%	14286 sq pt

### Page 122

Ink	Percentage	Surface
Black	5.38%	15772 sq pt
Total	5.38%	15772 sq pt

### Page 123

Ink	Percentage	Surface
Black	4.47%	13101 sq pt
Total	4.47%	13101 sq pt

### Page 124

Ink	Percentage	Surface
-----	------------	---------





## Ink Information

Black	3.96%	11597 sq pt
Total	3.96%	11597 sq pt

### Page 125

Ink	Percentage	Surface
Black	2.16%	6332 sq pt
Total	2.16%	6332 sq pt

### Page 126

Ink	Percentage	Surface
Black	2.11%	6184 sq pt
Total	2.11%	6184 sq pt

### Page 127

Ink	Percentage	Surface
Black	6.4%	18755 sq pt
Total	6.4%	18755 sq pt

### Page 128

Ink	Percentage	Surface
Black	2.29%	6722 sq pt
Total	2.29%	6722 sq pt

### Page 129

Ink	Percentage	Surface
Black	1.84%	5404 sq pt
Total	1.84%	5404 sq pt

### Page 130

Ink	Percentage	Surface
Black	1.83%	5359 sq pt
Total	1.83%	5359 sq pt

### Page 131

Ink	Percentage	Surface
Black	4.34%	12724 sq pt
Total	4.34%	12724 sq pt



### Page 132

Ink	Percentage	Surface
Black	4.48%	13121 sq pt
Total	4.48%	13121 sq pt

### Page 133

Ink	Percentage	Surface
Black	4.93%	14437 sq pt
Total	4.93%	14437 sq pt

### Page 134

Ink	Percentage	Surface
Black	5.1%	14955 sq pt
Total	5.1%	14955 sq pt

### Page 135

Ink	Percentage	Surface
Black	3.61%	10587 sq pt
Total	3.61%	10587 sq pt

### Page 136

Ink	Percentage	Surface
Black	2.32%	6813 sq pt
Total	2.32%	6813 sq pt

### Page 137

Ink	Percentage	Surface
Black	3.1%	9087 sq pt
Total	3.1%	9087 sq pt

### Page 138

Ink	Percentage	Surface
Black	2.76%	8089 sq pt
Total	2.76%	8089 sq pt

### Page 139

Ink	Percentage	Surface
-----	------------	---------



## Ink Information

Black	4.17%	12210 sq pt
Total	4.17%	12210 sq pt

### Page 140

Ink	Percentage	Surface
Black	1.53%	4493 sq pt
Total	1.53%	4493 sq pt

### Page 141

Ink	Percentage	Surface
Black	2.66%	7804 sq pt
Total	2.66%	7804 sq pt

### Page 142

Ink	Percentage	Surface
Black	5.85%	17140 sq pt
Total	5.85%	17140 sq pt

### Page 143

Ink	Percentage	Surface
Black	2.7%	7926 sq pt
Total	2.7%	7926 sq pt

### Page 144

Ink	Percentage	Surface
Black	3.92%	11484 sq pt
Total	3.92%	11484 sq pt

### Page 145

Ink	Percentage	Surface
Black	2.54%	7458 sq pt
Total	2.54%	7458 sq pt

### Page 146

Ink	Percentage	Surface
Black	9.44%	27654 sq pt
Total	9.44%	27654 sq pt



### Page 147

Ink	Percentage	Surface
Black	1.75%	5133 sq pt
Total	1.75%	5133 sq pt

### Page 148

Ink	Percentage	Surface
Black	2.81%	8248 sq pt
Total	2.81%	8248 sq pt

### Page 149

Ink	Percentage	Surface
Black	5.26%	15418 sq pt
Total	5.26%	15418 sq pt

### Page 150

Ink	Percentage	Surface
Black	4.36%	12770 sq pt
Total	4.36%	12770 sq pt

### Page 151

Ink	Percentage	Surface
Black	5.13%	15046 sq pt
Total	5.13%	15046 sq pt

### Page 152

Ink	Percentage	Surface
Black	6.21%	18189 sq pt
Total	6.21%	18189 sq pt

### Page 153

Ink	Percentage	Surface
Black	6.61%	19376 sq pt
Total	6.61%	19376 sq pt

### Page 154

Ink	Percentage	Surface
-----	------------	---------



## Ink Information

Black	6.01%	17610 sq pt
Total	6.01%	17610 sq pt

### Page 155

Ink	Percentage	Surface
Black	6.19%	18132 sq pt
Total	6.19%	18132 sq pt

### Page 156

Ink	Percentage	Surface
Black	4.22%	12378 sq pt
Total	4.22%	12378 sq pt

### Page 157

Ink	Percentage	Surface
Black	4.56%	13368 sq pt
Total	4.56%	13368 sq pt

### Page 158

Ink	Percentage	Surface
Black	11.11%	32544 sq pt
Total	11.11%	32544 sq pt

### Page 159

Ink	Percentage	Surface
Black	3.41%	9988 sq pt
Total	3.41%	9988 sq pt

### Page 160

Ink	Percentage	Surface
Black	4.28%	12533 sq pt
Total	4.28%	12533 sq pt

### Page 161

Ink	Percentage	Surface
Black	4.79%	14028 sq pt
Total	4.79%	14028 sq pt



### Page 162

Ink	Percentage	Surface
Black	2.16%	6337 sq pt
Total	2.16%	6337 sq pt

### Page 163

Ink	Percentage	Surface
Black	2.83%	8305 sq pt
Total	2.83%	8305 sq pt

### Page 164

Ink	Percentage	Surface
Black	5.09%	14916 sq pt
Total	5.09%	14916 sq pt

### Page 165

Ink	Percentage	Surface
Black	3.78%	11070 sq pt
Total	3.78%	11070 sq pt

### Page 166

Ink	Percentage	Surface
Black	2.99%	8763 sq pt
Total	2.99%	8763 sq pt

### Page 167

Ink	Percentage	Surface
Black	2.4%	7037 sq pt
Total	2.4%	7037 sq pt

### Page 168

Ink	Percentage	Surface
Black	3.86%	11301 sq pt
Total	3.86%	11301 sq pt

### Page 169

Ink	Percentage	Surface
-----	------------	---------



Black	3.33%	9764 sq pt
Total	3.33%	9764 sq pt

### Page 170

Ink	Percentage	Surface
Black	2%	5866 sq pt
Total	2%	5866 sq pt

### Page 171

Ink	Percentage	Surface
Black	3.06%	8953 sq pt
Total	3.06%	8953 sq pt

### Page 172

Ink	Percentage	Surface
Black	3%	8804 sq pt
Total	3%	8804 sq pt

### Page 173

Ink	Percentage	Surface
Black	3.35%	9817 sq pt
Total	3.35%	9817 sq pt

### Page 174

Ink	Percentage	Surface
Black	4.81%	14094 sq pt
Total	4.81%	14094 sq pt

### Page 175

Ink	Percentage	Surface
Black	2.95%	8651 sq pt
Total	2.95%	8651 sq pt

### Page 176

Ink	Percentage	Surface
Black	2.46%	7202 sq pt
Total	2.46%	7202 sq pt



### 🔍 Page 177

Ink	Percentage	Surface
Black	2.41%	7071 sq pt
Total	2.41%	7071 sq pt

### 🔍 Page 178

Ink	Percentage	Surface
Black	4.21%	12343 sq pt
Total	4.21%	12343 sq pt

### 🔍 Page 179

Ink	Percentage	Surface
Black	3.34%	9783 sq pt
Total	3.34%	9783 sq pt

### 🔍 Page 180

Ink	Percentage	Surface
Black	2.52%	7378 sq pt
Total	2.52%	7378 sq pt

### 🔍 Page 181

Ink	Percentage	Surface
Black	1.9%	5569 sq pt
Total	1.9%	5569 sq pt

### 🔍 Page 182

Ink	Percentage	Surface
Black	6.87%	20144 sq pt
Total	6.87%	20144 sq pt

### 🔍 Page 183

Ink	Percentage	Surface
Black	3.21%	9414 sq pt
Total	3.21%	9414 sq pt

### 🔍 Page 184

Ink	Percentage	Surface
-----	------------	---------





## Ink Information

Black	3.59%	10512 sq pt
Total	3.59%	10512 sq pt

### Page 185

Ink	Percentage	Surface
Black	3.03%	8873 sq pt
Total	3.03%	8873 sq pt

### Page 186

Ink	Percentage	Surface
Black	3.29%	9646 sq pt
Total	3.29%	9646 sq pt

### Page 187

Ink	Percentage	Surface
Black	3.25%	9538 sq pt
Total	3.25%	9538 sq pt

### Page 188

Ink	Percentage	Surface
Black	4.23%	12406 sq pt
Total	4.23%	12406 sq pt

### Page 189

Ink	Percentage	Surface
Black	6.14%	18006 sq pt
Total	6.14%	18006 sq pt

### Page 190

Ink	Percentage	Surface
Black	6.64%	19443 sq pt
Total	6.64%	19443 sq pt

### Page 191

Ink	Percentage	Surface
Black	5.07%	14850 sq pt
Total	5.07%	14850 sq pt



### 🔍 Page 192

Ink	Percentage	Surface
Black	3.43%	10055 sq pt
Total	3.43%	10055 sq pt

### 🔍 Page 193

Ink	Percentage	Surface
Black	7.45%	21839 sq pt
Total	7.45%	21839 sq pt

### 🔍 Page 194

Ink	Percentage	Surface
Black	5.36%	15693 sq pt
Total	5.36%	15693 sq pt

### 🔍 Page 195

Ink	Percentage	Surface
Black	4.76%	13957 sq pt
Total	4.76%	13957 sq pt

### 🔍 Page 196

Ink	Percentage	Surface
Black	4.38%	12831 sq pt
Total	4.38%	12831 sq pt

### 🔍 Page 197

Ink	Percentage	Surface
Black	4.51%	13206 sq pt
Total	4.51%	13206 sq pt

### 🔍 Page 198

Ink	Percentage	Surface
Black	3.92%	11487 sq pt
Total	3.92%	11487 sq pt

### 🔍 Page 199

Ink	Percentage	Surface
-----	------------	---------



## Ink Information

Black	4.46%	13066 sq pt
Total	4.46%	13066 sq pt

### Page 200

Ink	Percentage	Surface
Black	4.6%	13474 sq pt
Total	4.6%	13474 sq pt

### Page 201

Ink	Percentage	Surface
Black	5.85%	17136 sq pt
Total	5.85%	17136 sq pt

### Page 202

Ink	Percentage	Surface
Black	1.29%	3773 sq pt
Total	1.29%	3773 sq pt

### Page 203

Ink	Percentage	Surface
Black	3.98%	11671 sq pt
Total	3.98%	11671 sq pt

### Page 204

Ink	Percentage	Surface
Black	6.1%	17879 sq pt
Total	6.1%	17879 sq pt

### Page 205

Ink	Percentage	Surface
Black	5.81%	17025 sq pt
Total	5.81%	17025 sq pt

### Page 206

Ink	Percentage	Surface
Black	5.47%	16041 sq pt
Total	5.47%	16041 sq pt



### 🔍 Page 207

Ink	Percentage	Surface
Black	2.85%	8351 sq pt
Total	2.85%	8351 sq pt

### 🔍 Page 209

Ink	Percentage	Surface
Black	4.58%	13408 sq pt
Total	4.58%	13408 sq pt

### 🔍 Page 210

Ink	Percentage	Surface
Black	2.07%	6071 sq pt
Total	2.07%	6071 sq pt

### 🔍 Page 211

Ink	Percentage	Surface
Black	2.98%	8742 sq pt
Total	2.98%	8742 sq pt

### 🔍 Page 212

Ink	Percentage	Surface
Black	1.76%	5150 sq pt
Total	1.76%	5150 sq pt

### 🔍 Page 213

Ink	Percentage	Surface
Black	2.6%	7612 sq pt
Total	2.6%	7612 sq pt

### 🔍 Page 214

Ink	Percentage	Surface
Black	2.54%	7433 sq pt
Total	2.54%	7433 sq pt

### 🔍 Page 215

Ink	Percentage	Surface
-----	------------	---------



## Ink Information

Black	2.28%	6686 sq pt
Total	2.28%	6686 sq pt

### Page 216

Ink	Percentage	Surface
Black	2.23%	6523 sq pt
Total	2.23%	6523 sq pt

### Page 217

Ink	Percentage	Surface
Black	1.48%	4324 sq pt
Total	1.48%	4324 sq pt

### Page 218

Ink	Percentage	Surface
Black	1.47%	4321 sq pt
Total	1.47%	4321 sq pt

### Page 219

Ink	Percentage	Surface
Black	3.88%	11384 sq pt
Total	3.88%	11384 sq pt

### Page 220

Ink	Percentage	Surface
Black	2.09%	6130 sq pt
Total	2.09%	6130 sq pt

### Page 221

Ink	Percentage	Surface
Black	2.44%	7152 sq pt
Total	2.44%	7152 sq pt

### Page 222

Ink	Percentage	Surface
Black	2.4%	7028 sq pt
Total	2.4%	7028 sq pt



### 🔍 Page 223

Ink	Percentage	Surface
Black	3.1%	9095 sq pt
Total	3.1%	9095 sq pt

### 🔍 Page 224

Ink	Percentage	Surface
Black	3.6%	10555 sq pt
Total	3.6%	10555 sq pt

### 🔍 Page 225

Ink	Percentage	Surface
Black	2.16%	6320 sq pt
Total	2.16%	6320 sq pt

### 🔍 Page 226

Ink	Percentage	Surface
Black	3.19%	9345 sq pt
Total	3.19%	9345 sq pt

### 🔍 Page 227

Ink	Percentage	Surface
Black	2.3%	6738 sq pt
Total	2.3%	6738 sq pt

### 🔍 Page 228

Ink	Percentage	Surface
Black	2.07%	6068 sq pt
Total	2.07%	6068 sq pt

### 🔍 Page 229

Ink	Percentage	Surface
Black	3.16%	9257 sq pt
Total	3.16%	9257 sq pt

### 🔍 Page 230

Ink	Percentage	Surface
-----	------------	---------



## Ink Information

Black	1.26%	3681 sq pt
Total	1.26%	3681 sq pt

### Page 231

Ink	Percentage	Surface
Black	3.17%	9282 sq pt
Total	3.17%	9282 sq pt

### Page 232

Ink	Percentage	Surface
Black	2.35%	6880 sq pt
Total	2.35%	6880 sq pt

### Page 233

Ink	Percentage	Surface
Black	3.27%	9594 sq pt
Total	3.27%	9594 sq pt

### Page 235

Ink	Percentage	Surface
Black	3.83%	11213 sq pt
Total	3.83%	11213 sq pt

### Page 236

Ink	Percentage	Surface
Black	1.94%	5684 sq pt
Total	1.94%	5684 sq pt

### Page 237

Ink	Percentage	Surface
Black	2.27%	6666 sq pt
Total	2.27%	6666 sq pt

### Page 238

Ink	Percentage	Surface
Black	2.65%	7760 sq pt
Total	2.65%	7760 sq pt



### Page 239

Ink	Percentage	Surface
Black	2.89%	8459 sq pt
Total	2.89%	8459 sq pt

### Page 240

Ink	Percentage	Surface
Black	2.13%	6253 sq pt
Total	2.13%	6253 sq pt

### Page 241

Ink	Percentage	Surface
Black	3.96%	11594 sq pt
Total	3.96%	11594 sq pt

### Page 242

Ink	Percentage	Surface
Black	1.13%	3308 sq pt
Total	1.13%	3308 sq pt

### Page 243

Ink	Percentage	Surface
Black	2.5%	7336 sq pt
Total	2.5%	7336 sq pt

### Page 244

Ink	Percentage	Surface
Black	1.98%	5810 sq pt
Total	1.98%	5810 sq pt

### Page 245

Ink	Percentage	Surface
Black	2.15%	6288 sq pt
Total	2.15%	6288 sq pt

### Page 246

Ink	Percentage	Surface
-----	------------	---------





## Ink Information

Black	1.65%	4828 sq pt
Total	1.65%	4828 sq pt

### Page 247

Ink	Percentage	Surface
Black	2.89%	8466 sq pt
Total	2.89%	8466 sq pt

### Page 248

Ink	Percentage	Surface
Black	2.75%	8047 sq pt
Total	2.75%	8047 sq pt

### Page 249

Ink	Percentage	Surface
Black	1.32%	3880 sq pt
Total	1.32%	3880 sq pt

### Page 250

Ink	Percentage	Surface
Black	2.2%	6447 sq pt
Total	2.2%	6447 sq pt

### Page 251

Ink	Percentage	Surface
Black	3.59%	10513 sq pt
Total	3.59%	10513 sq pt

### Page 252

Ink	Percentage	Surface
Black	2.34%	6860 sq pt
Total	2.34%	6860 sq pt

### Page 253

Ink	Percentage	Surface
Black	4.83%	14150 sq pt
Total	4.83%	14150 sq pt



### 🔍 Page 254

Ink	Percentage	Surface
Black	2.54%	7454 sq pt
Total	2.54%	7454 sq pt

### 🔍 Page 255

Ink	Percentage	Surface
Black	3.05%	8945 sq pt
Total	3.05%	8945 sq pt

### 🔍 Page 256

Ink	Percentage	Surface
Black	3.03%	8880 sq pt
Total	3.03%	8880 sq pt

### 🔍 Page 257

Ink	Percentage	Surface
Black	2.72%	7979 sq pt
Total	2.72%	7979 sq pt

### 🔍 Page 258

Ink	Percentage	Surface
Black	2.64%	7731 sq pt
Total	2.64%	7731 sq pt

### 🔍 Page 259

Ink	Percentage	Surface
Black	2.56%	7497 sq pt
Total	2.56%	7497 sq pt

### 🔍 Page 260

Ink	Percentage	Surface
Black	2.34%	6866 sq pt
Total	2.34%	6866 sq pt

### 🔍 Page 261

Ink	Percentage	Surface
-----	------------	---------



## Ink Information

Black	2.55%	7469 sq pt
Total	2.55%	7469 sq pt

### Page 262

Ink	Percentage	Surface
Black	3.7%	10857 sq pt
Total	3.7%	10857 sq pt

### Page 263

Ink	Percentage	Surface
Black	3.31%	9693 sq pt
Total	3.31%	9693 sq pt

### Page 264

Ink	Percentage	Surface
Black	4.34%	12730 sq pt
Total	4.34%	12730 sq pt

### Page 265

Ink	Percentage	Surface
Black	2.4%	7025 sq pt
Total	2.4%	7025 sq pt

### Page 266

Ink	Percentage	Surface
Black	1.06%	3119 sq pt
Total	1.06%	3119 sq pt

### Page 267

Ink	Percentage	Surface
Black	3.43%	10060 sq pt
Total	3.43%	10060 sq pt

### Page 269

Ink	Percentage	Surface
Black	3.58%	10505 sq pt
Total	3.58%	10505 sq pt



### 🔍 Page 270

Ink	Percentage	Surface
Black	4.75%	13915 sq pt
Total	4.75%	13915 sq pt

### 🔍 Page 271

Ink	Percentage	Surface
Black	2.76%	8090 sq pt
Total	2.76%	8090 sq pt

### 🔍 Page 273

Ink	Percentage	Surface
Black	3.16%	9261 sq pt
Total	3.16%	9261 sq pt

### 🔍 Page 274

Ink	Percentage	Surface
Black	3.09%	9063 sq pt
Total	3.09%	9063 sq pt

### 🔍 Page 275

Ink	Percentage	Surface
Black	3.83%	11212 sq pt
Total	3.83%	11212 sq pt

### 🔍 Page 276

Ink	Percentage	Surface
Black	0.25%	737 sq pt
Total	0.25%	737 sq pt



# enfocus PITSTOPSERVER



## Output Intents

### GTS\_PDFX

Output condition	ISO Coated v2 300% (ECI)
Output condition identifier	Custom
Additional information	ISO Coated v2 300% (ECI)
Destination output profile	ISO Coated v2 300% (ECI)