







Warnings

-  Page is empty inside trim box (13x on pages 2...400)
-  Text of 4.98 pt is less than 5 pt --> please check for legibility (56x on pages 48,282,349,358,368,371-372)
-  The number of nodes (8561) in the single path is more than 6000 --> check for fractal eps (1x on page 220)
-  Compression ratio of image is more than 15 --> please use correct jopotions (SpringerNature_Print) (2x on pages 222,224)



Processing

Certified PDF status	Preflighted successfully
Preflight Profile	SpringerNature_Print_Books_V13_2016_10_06
Created by	Mark Rübsam / Klaus Rüschoff Springer Nature
Pages processed	1-400
Application used to preflight	Enfocus PitStop Server 13 update 2 powered by Enfocus PitStop Library 13 update 2
Application used to create the report	Enfocus PitStop Library 13 update 2
Preflighted on	UTC: April 21, 2017 - 12:53:43 [April 21, 2017 - 18:23:43]

Document properties

Document Name	978-3-319-38162-6_Book_PrintPDF_m.pdf
Number of pages	400
PDF Version	1.3
Creation Date	UTC: April 20, 2017 - 20:10:36 [April 21, 2017 - 01:40:36]
Modification Date	UTC: April 21, 2017 - 12:47:27 [April 21, 2017 - 18:17:27]
Producer	Acrobat Distiller 9.4.0(Windows)
Creator	dvips(k) 5.99 Copyright 2010 Radical Eye Software
Author	-
Title	-
Subject	-
Keywords	-
Trapped	no
Trapping Information Present	no
Repaired on Open	no
Optimized for Fast Web View	no
Thumbnails Present	no
Binding	left
Job Ticket Present	no

Security

Encryption Type	not encrypted
Content Copying or Extraction	allowed
Content Access for Disabled Users	allowed
Adding or Modifying Annotations	allowed
Creating or Modifying Form Fields	allowed
Form Field Fill-in or Signing	allowed
Document Assembly	allowed
Other Document Modifications	allowed
Printing	high resolution

Compression

Data format	binary
Document structure compressed	yes
Filters used	JPEG, ZIP



Status Incoming Document

Not Certified

Action:

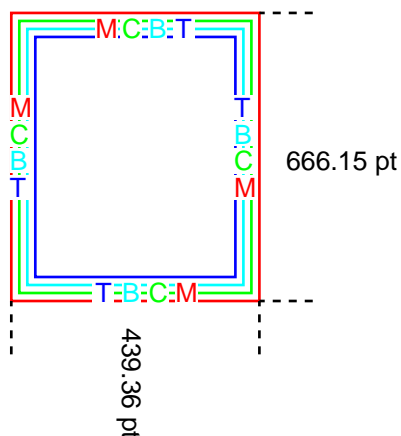
Started Certified PDF workflow

Status Outgoing Document

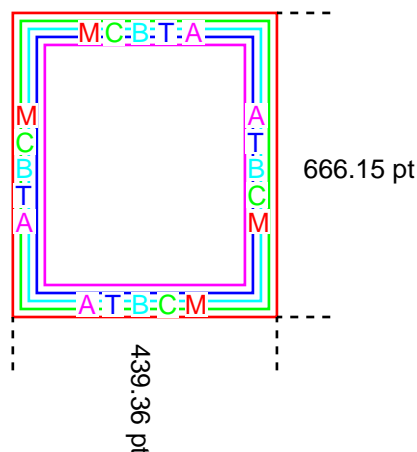
Preflight Profile Name:	SpringerNature_Print_Books_V13_2016_10_06
Author:	Mark Rübsam / Klaus Rüschhoff
Company:	Springer Nature
Document Status	Preflighted successfully
Preflight Profile Status	Match



Defined page boxes



Effective page boxes



Page box	Defined size	Effective size
Media box (M)	439.36 x 666.15 pt	439.36 x 666.15 pt
Crop box (C)	439.36 x 666.15 pt	439.36 x 666.15 pt
Trim box (T)	439.36 x 666.15 pt	439.36 x 666.15 pt
Bleed box (B)	439.36 x 666.15 pt	439.36 x 666.15 pt
Art box (A)	not defined	439.36 x 666.15 pt

Defined for pages 1-400

Media box starts at : (0, 0) pt

Page rotation : 0 degrees

Page scaling factor : 1



Font Information

PostScript font name	Type	Embedded as	Subset	Encoding
Times-Roman	Type 1	Type 1	yes	Custom
CMSY10	Type 1	Type 1	yes	Custom
Springnew-Regular	Type 1	Type 1	yes	Custom
SMinionPlusTab-Regular	Type 1	Type 1	yes	Custom
CMBX12	Type 1	Type 1	yes	Custom
CMMI10	Type 1	Type 1	yes	Custom
CMMI6	Type 1	Type 1	yes	Custom
CMR10	Type 1	Type 1	yes	Custom
CMR6	Type 1	Type 1	yes	Custom
CMSY6	Type 1	Type 1	yes	Custom
CMSY8	Type 1	Type 1	yes	Custom
MSBM10	Type 1	Type 1	yes	Custom
CMSL10	Type 1	Type 1	yes	Custom
CMR8	Type 1	Type 1	yes	Custom
CMR9	Type 1	Type 1	yes	Custom
CMTT10	Type 1	Type 1	yes	Custom
CMTI10	Type 1	Type 1	yes	Custom
CMBX10	Type 1	Type 1	yes	Custom
CMMI8	Type 1	Type 1	yes	Custom
CMEX10	Type 1	Type 1	yes	Custom
CMTI8	Type 1	Type 1	yes	Custom
CMMI9	Type 1	Type 1	yes	Custom
CMSY9	Type 1	Type 1	yes	Custom
CMMI5	Type 1	Type 1	yes	Custom
CMMI7	Type 1	Type 1	yes	Custom
CMSY7	Type 1	Type 1	yes	Custom
CMMI12	Type 1	Type 1	yes	Custom
CMR12	Type 1	Type 1	yes	Custom
SymbolItalic	Type 1	Type 1	yes	Custom
TimesNewRoman	Type 1	Type 1	yes	Custom
CMEX9	Type 1	Type 1	yes	Custom
TimesNewRomanItalic	Type 1	Type 1	yes	Custom
CMR7	Type 1	Type 1	yes	Custom
CMMIB10	Type 1	Type 1	yes	Custom
CMBSY10	Type 1	Type 1	yes	Custom
CMR5	Type 1	Type 1	yes	Custom
CMSY5	Type 1	Type 1	yes	Custom



Image Information

Type	Color Space	Size (pixels)	Resolution (ppi)	Bits per channel	Page	Angle (degrees)	Shear	Flipped	Custom Transfer	Custom Halftone	Custom BG	Custom UCR
Grayscale	Separation: Black (Process color)	1146x1036	599.7x599.5	8	222	0	-	-	-	-	-	-
Grayscale	Separation: Black (Process color)	728x1357	599.5x599.6	8	224	0	-	-	-	-	-	-






enfocus
PITSTOPSERVER



OPI Information

No OPI



Item	Value
 Color Space Page	Gray 1,3-13,15-23,25,27-73,75-99,101-155,157-187,189-211,213,215-279,281-379,381-385,387-399
 Color Space Page Name Alternate Space CMYK values	Separation (Process color) 4,128,159,169,178-179,181,222,224 ■ Black CMYK [0, 0, 0, 1]
 Color Space Page	CMYK 14,32,34,121,123,128,145,159,166,169,176,178-179,181,220,222-224,226,230-231,332



Document

Ink	Percentage	Surface
Black	2.69%	3151363 sq pt
Cyan	0%	1271 sq pt
Magenta	0%	1138 sq pt
Yellow	0%	14 sq pt
Total	2.69%	3153787 sq pt

Page 1

Ink	Percentage	Surface
Black	0.29%	862 sq pt
Total	0.29%	862 sq pt

Pages 2,24,26,74,100,156,188,212,214,280,380,386,400 don't use any inks

Page 3

Ink	Percentage	Surface
Black	1.25%	3670 sq pt
Total	1.25%	3670 sq pt

Page 4

Ink	Percentage	Surface
Black	3.55%	10408 sq pt
Total	3.55%	10408 sq pt

Page 5

Ink	Percentage	Surface
Black	3.9%	11421 sq pt
Total	3.9%	11421 sq pt

Page 6

Ink	Percentage	Surface
Black	5.63%	16492 sq pt
Total	5.63%	16492 sq pt

Page 7

Ink	Percentage	Surface
Black	4.61%	13518 sq pt



Ink Information

Total	4.61%	13518 sq pt
Page 8		
Ink	Percentage	Surface
Black	5.07%	14848 sq pt
Total	5.07%	14848 sq pt
Page 9		
Ink	Percentage	Surface
Black	5.09%	14920 sq pt
Total	5.09%	14920 sq pt
Page 10		
Ink	Percentage	Surface
Black	4.79%	14030 sq pt
Total	4.79%	14030 sq pt
Page 11		
Ink	Percentage	Surface
Black	5.81%	17033 sq pt
Total	5.81%	17033 sq pt
Page 12		
Ink	Percentage	Surface
Black	6%	17576 sq pt
Total	6%	17576 sq pt
Page 13		
Ink	Percentage	Surface
Black	3.99%	11693 sq pt
Total	3.99%	11693 sq pt
Page 14		
Ink	Percentage	Surface
Black	0.95%	2785 sq pt
Total	0.95%	2785 sq pt



🔍 Page 15

Ink	Percentage	Surface
Black	2.12%	6204 sq pt
Total	2.12%	6204 sq pt

🔍 Page 16

Ink	Percentage	Surface
Black	2.91%	8539 sq pt
Total	2.91%	8539 sq pt

🔍 Page 17

Ink	Percentage	Surface
Black	2.94%	8607 sq pt
Total	2.94%	8607 sq pt

🔍 Page 18

Ink	Percentage	Surface
Black	2.95%	8656 sq pt
Total	2.95%	8656 sq pt

🔍 Page 19

Ink	Percentage	Surface
Black	3.29%	9652 sq pt
Total	3.29%	9652 sq pt

🔍 Page 20

Ink	Percentage	Surface
Black	0.32%	950 sq pt
Total	0.32%	950 sq pt

🔍 Page 21

Ink	Percentage	Surface
Black	1.85%	5416 sq pt
Total	1.85%	5416 sq pt

🔍 Page 22

Ink	Percentage	Surface
-----	------------	---------



Ink Information

Black	2.45%	7186 sq pt
Total	2.45%	7186 sq pt

Page 23

Ink	Percentage	Surface
Black	0.91%	2655 sq pt
Total	0.91%	2655 sq pt

Page 25

Ink	Percentage	Surface
Black	0.73%	2147 sq pt
Total	0.73%	2147 sq pt

Page 27

Ink	Percentage	Surface
Black	3.19%	9346 sq pt
Total	3.19%	9346 sq pt

Page 28

Ink	Percentage	Surface
Black	4.16%	12182 sq pt
Total	4.16%	12182 sq pt

Page 29

Ink	Percentage	Surface
Black	3.13%	9159 sq pt
Total	3.13%	9159 sq pt

Page 30

Ink	Percentage	Surface
Black	4.4%	12903 sq pt
Total	4.4%	12903 sq pt

Page 31

Ink	Percentage	Surface
Black	2.5%	7331 sq pt
Total	2.5%	7331 sq pt



Page 32

Ink	Percentage	Surface
Black	3.11%	9108 sq pt
Total	3.11%	9108 sq pt

Page 33

Ink	Percentage	Surface
Black	3.4%	9962 sq pt
Total	3.4%	9962 sq pt

Page 34

Ink	Percentage	Surface
Black	2.34%	6843 sq pt
Total	2.34%	6843 sq pt

Page 35

Ink	Percentage	Surface
Black	3.8%	11147 sq pt
Total	3.8%	11147 sq pt

Page 36

Ink	Percentage	Surface
Black	3.45%	10120 sq pt
Total	3.45%	10120 sq pt

Page 37

Ink	Percentage	Surface
Black	3.05%	8939 sq pt
Total	3.05%	8939 sq pt

Page 38

Ink	Percentage	Surface
Black	2.34%	6850 sq pt
Total	2.34%	6850 sq pt

Page 39

Ink	Percentage	Surface
-----	------------	---------



Ink Information

Black	2.1%	6152 sq pt
Total	2.1%	6152 sq pt

Page 40

Ink	Percentage	Surface
Black	3.8%	11130 sq pt
Total	3.8%	11130 sq pt

Page 41

Ink	Percentage	Surface
Black	2.99%	8767 sq pt
Total	2.99%	8767 sq pt

Page 42

Ink	Percentage	Surface
Black	2.73%	8002 sq pt
Total	2.73%	8002 sq pt

Page 43

Ink	Percentage	Surface
Black	3.22%	9425 sq pt
Total	3.22%	9425 sq pt

Page 44

Ink	Percentage	Surface
Black	2.44%	7153 sq pt
Total	2.44%	7153 sq pt

Page 45

Ink	Percentage	Surface
Black	4.11%	12049 sq pt
Total	4.11%	12049 sq pt

Page 46

Ink	Percentage	Surface
Black	2.68%	7853 sq pt
Total	2.68%	7853 sq pt



🔍 Page 47

Ink	Percentage	Surface
Black	2.61%	7651 sq pt
Total	2.61%	7651 sq pt

🔍 Page 48

Ink	Percentage	Surface
Black	2.57%	7539 sq pt
Total	2.57%	7539 sq pt

🔍 Page 49

Ink	Percentage	Surface
Black	3.02%	8839 sq pt
Total	3.02%	8839 sq pt

🔍 Page 50

Ink	Percentage	Surface
Black	2.58%	7548 sq pt
Total	2.58%	7548 sq pt

🔍 Page 51

Ink	Percentage	Surface
Black	3.04%	8894 sq pt
Total	3.04%	8894 sq pt

🔍 Page 52

Ink	Percentage	Surface
Black	2.04%	5970 sq pt
Total	2.04%	5970 sq pt

🔍 Page 53

Ink	Percentage	Surface
Black	2.84%	8318 sq pt
Total	2.84%	8318 sq pt

🔍 Page 54

Ink	Percentage	Surface
-----	------------	---------



Ink Information

Black	3.18%	9323 sq pt
Total	3.18%	9323 sq pt

Page 55

Ink	Percentage	Surface
Black	2.99%	8773 sq pt
Total	2.99%	8773 sq pt

Page 56

Ink	Percentage	Surface
Black	2.34%	6869 sq pt
Total	2.34%	6869 sq pt

Page 57

Ink	Percentage	Surface
Black	3.03%	8868 sq pt
Total	3.03%	8868 sq pt

Page 58

Ink	Percentage	Surface
Black	2.52%	7383 sq pt
Total	2.52%	7383 sq pt

Page 59

Ink	Percentage	Surface
Black	2.46%	7196 sq pt
Total	2.46%	7196 sq pt

Page 60

Ink	Percentage	Surface
Black	2.67%	7823 sq pt
Total	2.67%	7823 sq pt

Page 61

Ink	Percentage	Surface
Black	2.59%	7582 sq pt
Total	2.59%	7582 sq pt



Page 62

Ink	Percentage	Surface
Black	3.22%	9425 sq pt
Total	3.22%	9425 sq pt

Page 63

Ink	Percentage	Surface
Black	2.27%	6639 sq pt
Total	2.27%	6639 sq pt

Page 64

Ink	Percentage	Surface
Black	3.17%	9303 sq pt
Total	3.17%	9303 sq pt

Page 65

Ink	Percentage	Surface
Black	2.71%	7954 sq pt
Total	2.71%	7954 sq pt

Page 66

Ink	Percentage	Surface
Black	3.34%	9789 sq pt
Total	3.34%	9789 sq pt

Page 67

Ink	Percentage	Surface
Black	2.84%	8335 sq pt
Total	2.84%	8335 sq pt

Page 68

Ink	Percentage	Surface
Black	2.3%	6746 sq pt
Total	2.3%	6746 sq pt

Page 69

Ink	Percentage	Surface
-----	------------	---------



Black	2.23%	6527 sq pt
Total	2.23%	6527 sq pt

Page 70

Ink	Percentage	Surface
Black	3.03%	8892 sq pt
Total	3.03%	8892 sq pt

Page 71

Ink	Percentage	Surface
Black	2.15%	6289 sq pt
Total	2.15%	6289 sq pt

Page 72

Ink	Percentage	Surface
Black	2.66%	7786 sq pt
Total	2.66%	7786 sq pt

Page 73

Ink	Percentage	Surface
Black	0.88%	2571 sq pt
Total	0.88%	2571 sq pt

Page 75

Ink	Percentage	Surface
Black	3.59%	10529 sq pt
Total	3.59%	10529 sq pt

Page 76

Ink	Percentage	Surface
Black	2.51%	7358 sq pt
Total	2.51%	7358 sq pt

Page 77

Ink	Percentage	Surface
Black	1.83%	5356 sq pt
Total	1.83%	5356 sq pt



🔍 Page 78

Ink	Percentage	Surface
Black	1.56%	4575 sq pt
Total	1.56%	4575 sq pt

🔍 Page 79

Ink	Percentage	Surface
Black	2.66%	7806 sq pt
Total	2.66%	7806 sq pt

🔍 Page 80

Ink	Percentage	Surface
Black	1.96%	5729 sq pt
Total	1.96%	5729 sq pt

🔍 Page 81

Ink	Percentage	Surface
Black	1.72%	5027 sq pt
Total	1.72%	5027 sq pt

🔍 Page 82

Ink	Percentage	Surface
Black	1.64%	4798 sq pt
Total	1.64%	4798 sq pt

🔍 Page 83

Ink	Percentage	Surface
Black	2.38%	6975 sq pt
Total	2.38%	6975 sq pt

🔍 Page 84

Ink	Percentage	Surface
Black	2.2%	6453 sq pt
Total	2.2%	6453 sq pt

🔍 Page 85

Ink	Percentage	Surface
-----	------------	---------



Black	2.58%	7550 sq pt
Total	2.58%	7550 sq pt

Page 86

Ink	Percentage	Surface
Black	2.98%	8719 sq pt
Total	2.98%	8719 sq pt

Page 87

Ink	Percentage	Surface
Black	3.14%	9192 sq pt
Total	3.14%	9192 sq pt

Page 88

Ink	Percentage	Surface
Black	3.24%	9496 sq pt
Total	3.24%	9496 sq pt

Page 89

Ink	Percentage	Surface
Black	1.92%	5639 sq pt
Total	1.92%	5639 sq pt

Page 90

Ink	Percentage	Surface
Black	2.41%	7074 sq pt
Total	2.41%	7074 sq pt

Page 91

Ink	Percentage	Surface
Black	1.79%	5237 sq pt
Total	1.79%	5237 sq pt

Page 92

Ink	Percentage	Surface
Black	2.19%	6424 sq pt
Total	2.19%	6424 sq pt



🔍 Page 93

Ink	Percentage	Surface
Black	2.32%	6799 sq pt
Total	2.32%	6799 sq pt

🔍 Page 94

Ink	Percentage	Surface
Black	2.76%	8097 sq pt
Total	2.76%	8097 sq pt

🔍 Page 95

Ink	Percentage	Surface
Black	1.95%	5700 sq pt
Total	1.95%	5700 sq pt

🔍 Page 96

Ink	Percentage	Surface
Black	1.6%	4684 sq pt
Total	1.6%	4684 sq pt

🔍 Page 97

Ink	Percentage	Surface
Black	2.17%	6359 sq pt
Total	2.17%	6359 sq pt

🔍 Page 98

Ink	Percentage	Surface
Black	2.17%	6349 sq pt
Total	2.17%	6349 sq pt

🔍 Page 99

Ink	Percentage	Surface
Black	2.13%	6251 sq pt
Total	2.13%	6251 sq pt

🔍 Page 101

Ink	Percentage	Surface
-----	------------	---------



Ink Information

Black	3.81%	11174 sq pt
Total	3.81%	11174 sq pt

Page 102

Ink	Percentage	Surface
Black	5.4%	15814 sq pt
Total	5.4%	15814 sq pt

Page 103

Ink	Percentage	Surface
Black	3.62%	10597 sq pt
Total	3.62%	10597 sq pt

Page 104

Ink	Percentage	Surface
Black	4.24%	12430 sq pt
Total	4.24%	12430 sq pt

Page 105

Ink	Percentage	Surface
Black	3.29%	9654 sq pt
Total	3.29%	9654 sq pt

Page 106

Ink	Percentage	Surface
Black	2.46%	7204 sq pt
Total	2.46%	7204 sq pt

Page 107

Ink	Percentage	Surface
Black	2.19%	6411 sq pt
Total	2.19%	6411 sq pt

Page 108

Ink	Percentage	Surface
Black	1.46%	4279 sq pt
Total	1.46%	4279 sq pt



🔍 Page 109

Ink	Percentage	Surface
Black	2.08%	6091 sq pt
Total	2.08%	6091 sq pt

🔍 Page 110

Ink	Percentage	Surface
Black	2.49%	7299 sq pt
Total	2.49%	7299 sq pt

🔍 Page 111

Ink	Percentage	Surface
Black	2.65%	7757 sq pt
Total	2.65%	7757 sq pt

🔍 Page 112

Ink	Percentage	Surface
Black	2.59%	7581 sq pt
Total	2.59%	7581 sq pt

🔍 Page 113

Ink	Percentage	Surface
Black	3.21%	9407 sq pt
Total	3.21%	9407 sq pt

🔍 Page 114

Ink	Percentage	Surface
Black	2.77%	8106 sq pt
Total	2.77%	8106 sq pt

🔍 Page 115

Ink	Percentage	Surface
Black	2.53%	7403 sq pt
Total	2.53%	7403 sq pt

🔍 Page 116

Ink	Percentage	Surface
-----	------------	---------



Ink Information

Black	2.78%	8150 sq pt
Total	2.78%	8150 sq pt

Page 117

Ink	Percentage	Surface
Black	3.65%	10702 sq pt
Total	3.65%	10702 sq pt

Page 118

Ink	Percentage	Surface
Black	3.06%	8959 sq pt
Total	3.06%	8959 sq pt

Page 119

Ink	Percentage	Surface
Black	2.29%	6720 sq pt
Total	2.29%	6720 sq pt

Page 120

Ink	Percentage	Surface
Black	2.18%	6397 sq pt
Total	2.18%	6397 sq pt

Page 121

Ink	Percentage	Surface
Black	1.93%	5664 sq pt
Total	1.93%	5664 sq pt

Page 122

Ink	Percentage	Surface
Black	2.5%	7330 sq pt
Total	2.5%	7330 sq pt

Page 123

Ink	Percentage	Surface
Black	2.52%	7387 sq pt
Total	2.52%	7387 sq pt



Page 124

Ink	Percentage	Surface
Black	2.83%	8294 sq pt
Total	2.83%	8294 sq pt

Page 125

Ink	Percentage	Surface
Black	2.67%	7838 sq pt
Total	2.67%	7838 sq pt

Page 126

Ink	Percentage	Surface
Black	1.97%	5772 sq pt
Total	1.97%	5772 sq pt

Page 127

Ink	Percentage	Surface
Black	1.87%	5477 sq pt
Total	1.87%	5477 sq pt

Page 128

Ink	Percentage	Surface
Black	2.19%	6406 sq pt
Total	2.19%	6406 sq pt

Page 129

Ink	Percentage	Surface
Black	2.88%	8438 sq pt
Total	2.88%	8438 sq pt

Page 130

Ink	Percentage	Surface
Black	2.45%	7168 sq pt
Total	2.45%	7168 sq pt

Page 131

Ink	Percentage	Surface
-----	------------	---------



Black	2.73%	8012 sq pt
Total	2.73%	8012 sq pt

Page 132

Ink	Percentage	Surface
Black	2.69%	7883 sq pt
Total	2.69%	7883 sq pt

Page 133

Ink	Percentage	Surface
Black	1.75%	5115 sq pt
Total	1.75%	5115 sq pt

Page 134

Ink	Percentage	Surface
Black	2.15%	6313 sq pt
Total	2.15%	6313 sq pt

Page 135

Ink	Percentage	Surface
Black	3.37%	9866 sq pt
Total	3.37%	9866 sq pt

Page 136

Ink	Percentage	Surface
Black	2.74%	8018 sq pt
Total	2.74%	8018 sq pt

Page 137

Ink	Percentage	Surface
Black	2.7%	7920 sq pt
Total	2.7%	7920 sq pt

Page 138

Ink	Percentage	Surface
Black	2.14%	6277 sq pt
Total	2.14%	6277 sq pt



Page 139

Ink	Percentage	Surface
Black	1.89%	5537 sq pt
Total	1.89%	5537 sq pt

Page 140

Ink	Percentage	Surface
Black	2.09%	6138 sq pt
Total	2.09%	6138 sq pt

Page 141

Ink	Percentage	Surface
Black	2.51%	7363 sq pt
Total	2.51%	7363 sq pt

Page 142

Ink	Percentage	Surface
Black	2.98%	8730 sq pt
Total	2.98%	8730 sq pt

Page 143

Ink	Percentage	Surface
Black	2.54%	7442 sq pt
Total	2.54%	7442 sq pt

Page 144

Ink	Percentage	Surface
Black	3.54%	10376 sq pt
Total	3.54%	10376 sq pt

Page 145

Ink	Percentage	Surface
Black	1.84%	5405 sq pt
Total	1.84%	5405 sq pt

Page 146

Ink	Percentage	Surface
-----	------------	---------



Black	2.64%	7724 sq pt
Total	2.64%	7724 sq pt

Page 147

Ink	Percentage	Surface
Black	2.78%	8144 sq pt
Total	2.78%	8144 sq pt

Page 148

Ink	Percentage	Surface
Black	2.4%	7032 sq pt
Total	2.4%	7032 sq pt

Page 149

Ink	Percentage	Surface
Black	2.29%	6696 sq pt
Total	2.29%	6696 sq pt

Page 150

Ink	Percentage	Surface
Black	2.86%	8385 sq pt
Total	2.86%	8385 sq pt

Page 151

Ink	Percentage	Surface
Black	2.81%	8240 sq pt
Total	2.81%	8240 sq pt

Page 152

Ink	Percentage	Surface
Black	2.01%	5897 sq pt
Total	2.01%	5897 sq pt

Page 153

Ink	Percentage	Surface
Black	2.28%	6682 sq pt
Total	2.28%	6682 sq pt



🔍 Page 154

Ink	Percentage	Surface
Black	2.55%	7484 sq pt
Total	2.55%	7484 sq pt

🔍 Page 155

Ink	Percentage	Surface
Black	1.79%	5253 sq pt
Total	1.79%	5253 sq pt

🔍 Page 157

Ink	Percentage	Surface
Black	3.08%	9034 sq pt
Total	3.08%	9034 sq pt

🔍 Page 158

Ink	Percentage	Surface
Black	2.33%	6831 sq pt
Total	2.33%	6831 sq pt

🔍 Page 159

Ink	Percentage	Surface
Black	2.03%	5957 sq pt
Total	2.03%	5957 sq pt

🔍 Page 160

Ink	Percentage	Surface
Black	3.48%	10202 sq pt
Total	3.48%	10202 sq pt

🔍 Page 161

Ink	Percentage	Surface
Black	3.74%	10963 sq pt
Total	3.74%	10963 sq pt

🔍 Page 162

Ink	Percentage	Surface
-----	------------	---------



Black	2.61%	7654 sq pt
Total	2.61%	7654 sq pt

Page 163

Ink	Percentage	Surface
Black	1.93%	5653 sq pt
Total	1.93%	5653 sq pt

Page 164

Ink	Percentage	Surface
Black	2.83%	8280 sq pt
Total	2.83%	8280 sq pt

Page 165

Ink	Percentage	Surface
Black	2.88%	8430 sq pt
Total	2.88%	8430 sq pt

Page 166

Ink	Percentage	Surface
Black	1.99%	5829 sq pt
Total	1.99%	5829 sq pt

Page 167

Ink	Percentage	Surface
Black	2.01%	5884 sq pt
Total	2.01%	5884 sq pt

Page 168

Ink	Percentage	Surface
Black	2.36%	6904 sq pt
Total	2.36%	6904 sq pt

Page 169

Ink	Percentage	Surface
Black	2.46%	7209 sq pt
Total	2.46%	7209 sq pt



🔍 Page 170

Ink	Percentage	Surface
Black	3.1%	9077 sq pt
Total	3.1%	9077 sq pt

🔍 Page 171

Ink	Percentage	Surface
Black	2.49%	7295 sq pt
Total	2.49%	7295 sq pt

🔍 Page 172

Ink	Percentage	Surface
Black	2.54%	7453 sq pt
Total	2.54%	7453 sq pt

🔍 Page 173

Ink	Percentage	Surface
Black	2.55%	7483 sq pt
Total	2.55%	7483 sq pt

🔍 Page 174

Ink	Percentage	Surface
Black	3.34%	9785 sq pt
Total	3.34%	9785 sq pt

🔍 Page 175

Ink	Percentage	Surface
Black	1.85%	5436 sq pt
Total	1.85%	5436 sq pt

🔍 Page 176

Ink	Percentage	Surface
Black	3.02%	8858 sq pt
Total	3.02%	8858 sq pt

🔍 Page 177

Ink	Percentage	Surface
-----	------------	---------



Black	2.47%	7242 sq pt
Total	2.47%	7242 sq pt

Page 178

Ink	Percentage	Surface
Cyan	0.17%	491 sq pt
Magenta	0.15%	452 sq pt
Yellow	0%	8 sq pt
Black	2.72%	7976 sq pt
Total	3.05%	8927 sq pt

Page 179

Ink	Percentage	Surface
Cyan	0.13%	383 sq pt
Magenta	0.12%	352 sq pt
Yellow	0%	6 sq pt
Black	2.19%	6424 sq pt
Total	2.45%	7165 sq pt

Page 180

Ink	Percentage	Surface
Black	3.63%	10651 sq pt
Total	3.63%	10651 sq pt

Page 181

Ink	Percentage	Surface
Cyan	0.14%	397 sq pt
Magenta	0.11%	334 sq pt
Black	1.59%	4657 sq pt
Total	1.84%	5388 sq pt

Page 182

Ink	Percentage	Surface
Black	2.65%	7752 sq pt
Total	2.65%	7752 sq pt

Page 183

Ink	Percentage	Surface
-----	------------	---------



Ink Information

Black	2.14%	6270 sq pt
Total	2.14%	6270 sq pt

Page 184

Ink	Percentage	Surface
Black	2.83%	8301 sq pt
Total	2.83%	8301 sq pt

Page 185

Ink	Percentage	Surface
Black	2.78%	8160 sq pt
Total	2.78%	8160 sq pt

Page 186

Ink	Percentage	Surface
Black	2.45%	7175 sq pt
Total	2.45%	7175 sq pt

Page 187

Ink	Percentage	Surface
Black	1.34%	3923 sq pt
Total	1.34%	3923 sq pt

Page 189

Ink	Percentage	Surface
Black	3.31%	9685 sq pt
Total	3.31%	9685 sq pt

Page 190

Ink	Percentage	Surface
Black	3.71%	10859 sq pt
Total	3.71%	10859 sq pt

Page 191

Ink	Percentage	Surface
Black	2.91%	8540 sq pt
Total	2.91%	8540 sq pt



Page 192

Ink	Percentage	Surface
Black	3.15%	9240 sq pt
Total	3.15%	9240 sq pt

Page 193

Ink	Percentage	Surface
Black	1.92%	5623 sq pt
Total	1.92%	5623 sq pt

Page 194

Ink	Percentage	Surface
Black	2.11%	6177 sq pt
Total	2.11%	6177 sq pt

Page 195

Ink	Percentage	Surface
Black	3.72%	10906 sq pt
Total	3.72%	10906 sq pt

Page 196

Ink	Percentage	Surface
Black	2.33%	6820 sq pt
Total	2.33%	6820 sq pt

Page 197

Ink	Percentage	Surface
Black	3.06%	8972 sq pt
Total	3.06%	8972 sq pt

Page 198

Ink	Percentage	Surface
Black	2.35%	6879 sq pt
Total	2.35%	6879 sq pt

Page 199

Ink	Percentage	Surface
-----	------------	---------



Black	2.22%	6502 sq pt
Total	2.22%	6502 sq pt

Page 200

Ink	Percentage	Surface
Black	2.3%	6726 sq pt
Total	2.3%	6726 sq pt

Page 201

Ink	Percentage	Surface
Black	1.9%	5574 sq pt
Total	1.9%	5574 sq pt

Page 202

Ink	Percentage	Surface
Black	2.54%	7447 sq pt
Total	2.54%	7447 sq pt

Page 203

Ink	Percentage	Surface
Black	3.37%	9888 sq pt
Total	3.37%	9888 sq pt

Page 204

Ink	Percentage	Surface
Black	2.84%	8321 sq pt
Total	2.84%	8321 sq pt

Page 205

Ink	Percentage	Surface
Black	2.66%	7798 sq pt
Total	2.66%	7798 sq pt

Page 206

Ink	Percentage	Surface
Black	2.51%	7341 sq pt
Total	2.51%	7341 sq pt



🔍 Page 207

Ink	Percentage	Surface
Black	2.79%	8175 sq pt
Total	2.79%	8175 sq pt

🔍 Page 208

Ink	Percentage	Surface
Black	2.84%	8333 sq pt
Total	2.84%	8333 sq pt

🔍 Page 209

Ink	Percentage	Surface
Black	1.91%	5608 sq pt
Total	1.91%	5608 sq pt

🔍 Page 210

Ink	Percentage	Surface
Black	2.46%	7209 sq pt
Total	2.46%	7209 sq pt

🔍 Page 211

Ink	Percentage	Surface
Black	0.5%	1470 sq pt
Total	0.5%	1470 sq pt

🔍 Page 213

Ink	Percentage	Surface
Black	0.51%	1494 sq pt
Total	0.51%	1494 sq pt

🔍 Page 215

Ink	Percentage	Surface
Black	3.69%	10808 sq pt
Total	3.69%	10808 sq pt

🔍 Page 216

Ink	Percentage	Surface
-----	------------	---------



Black	5.48%	16055 sq pt
Total	5.48%	16055 sq pt

Page 217

Ink	Percentage	Surface
Black	5.7%	16695 sq pt
Total	5.7%	16695 sq pt

Page 218

Ink	Percentage	Surface
Black	3.4%	9967 sq pt
Total	3.4%	9967 sq pt

Page 219

Ink	Percentage	Surface
Black	3.83%	11209 sq pt
Total	3.83%	11209 sq pt

Page 220

Ink	Percentage	Surface
Black	2.8%	8205 sq pt
Total	2.8%	8205 sq pt

Page 221

Ink	Percentage	Surface
Black	2.88%	8427 sq pt
Total	2.88%	8427 sq pt

Page 222

Ink	Percentage	Surface
Black	5.11%	14969 sq pt
Total	5.11%	14969 sq pt

Page 223

Ink	Percentage	Surface
Black	3.08%	9020 sq pt
Total	3.08%	9020 sq pt



🔍 Page 224

Ink	Percentage	Surface
Black	4.78%	13994 sq pt
Total	4.78%	13994 sq pt

🔍 Page 225

Ink	Percentage	Surface
Black	3.25%	9513 sq pt
Total	3.25%	9513 sq pt

🔍 Page 226

Ink	Percentage	Surface
Black	3.08%	9026 sq pt
Total	3.08%	9026 sq pt

🔍 Page 227

Ink	Percentage	Surface
Black	3.83%	11235 sq pt
Total	3.83%	11235 sq pt

🔍 Page 228

Ink	Percentage	Surface
Black	3.39%	9925 sq pt
Total	3.39%	9925 sq pt

🔍 Page 229

Ink	Percentage	Surface
Black	2.64%	7739 sq pt
Total	2.64%	7739 sq pt

🔍 Page 230

Ink	Percentage	Surface
Black	2.71%	7938 sq pt
Total	2.71%	7938 sq pt

🔍 Page 231

Ink	Percentage	Surface
-----	------------	---------



Ink Information

Black	2.5%	7320 sq pt
Total	2.5%	7320 sq pt

Page 232

Ink	Percentage	Surface
Black	3.36%	9840 sq pt
Total	3.36%	9840 sq pt

Page 233

Ink	Percentage	Surface
Black	3.13%	9164 sq pt
Total	3.13%	9164 sq pt

Page 234

Ink	Percentage	Surface
Black	4.13%	12111 sq pt
Total	4.13%	12111 sq pt

Page 235

Ink	Percentage	Surface
Black	3.36%	9860 sq pt
Total	3.36%	9860 sq pt

Page 236

Ink	Percentage	Surface
Black	3.26%	9555 sq pt
Total	3.26%	9555 sq pt

Page 237

Ink	Percentage	Surface
Black	3.48%	10189 sq pt
Total	3.48%	10189 sq pt

Page 238

Ink	Percentage	Surface
Black	3.84%	11250 sq pt
Total	3.84%	11250 sq pt



Page 239

Ink	Percentage	Surface
Black	2.86%	8370 sq pt
Total	2.86%	8370 sq pt

Page 240

Ink	Percentage	Surface
Black	2.97%	8715 sq pt
Total	2.97%	8715 sq pt

Page 241

Ink	Percentage	Surface
Black	3.12%	9153 sq pt
Total	3.12%	9153 sq pt

Page 242

Ink	Percentage	Surface
Black	3.08%	9021 sq pt
Total	3.08%	9021 sq pt

Page 243

Ink	Percentage	Surface
Black	2.81%	8225 sq pt
Total	2.81%	8225 sq pt

Page 244

Ink	Percentage	Surface
Black	3.3%	9662 sq pt
Total	3.3%	9662 sq pt

Page 245

Ink	Percentage	Surface
Black	5.63%	16491 sq pt
Total	5.63%	16491 sq pt

Page 246

Ink	Percentage	Surface
-----	------------	---------



Ink Information

Black	1.19%	3485 sq pt
Total	1.19%	3485 sq pt

Page 247

Ink	Percentage	Surface
Black	3.88%	11379 sq pt
Total	3.88%	11379 sq pt

Page 248

Ink	Percentage	Surface
Black	4.15%	12166 sq pt
Total	4.15%	12166 sq pt

Page 249

Ink	Percentage	Surface
Black	3.01%	8818 sq pt
Total	3.01%	8818 sq pt

Page 250

Ink	Percentage	Surface
Black	2.65%	7778 sq pt
Total	2.65%	7778 sq pt

Page 251

Ink	Percentage	Surface
Black	2.51%	7365 sq pt
Total	2.51%	7365 sq pt

Page 252

Ink	Percentage	Surface
Black	3.75%	10980 sq pt
Total	3.75%	10980 sq pt

Page 253

Ink	Percentage	Surface
Black	3.13%	9159 sq pt
Total	3.13%	9159 sq pt



🔍 Page 254

Ink	Percentage	Surface
Black	2.57%	7525 sq pt
Total	2.57%	7525 sq pt

🔍 Page 255

Ink	Percentage	Surface
Black	3.06%	8964 sq pt
Total	3.06%	8964 sq pt

🔍 Page 256

Ink	Percentage	Surface
Black	1.64%	4812 sq pt
Total	1.64%	4812 sq pt

🔍 Page 257

Ink	Percentage	Surface
Black	2.97%	8696 sq pt
Total	2.97%	8696 sq pt

🔍 Page 258

Ink	Percentage	Surface
Black	2.1%	6154 sq pt
Total	2.1%	6154 sq pt

🔍 Page 259

Ink	Percentage	Surface
Black	2.14%	6268 sq pt
Total	2.14%	6268 sq pt

🔍 Page 260

Ink	Percentage	Surface
Black	2.39%	7015 sq pt
Total	2.39%	7015 sq pt

🔍 Page 261

Ink	Percentage	Surface
-----	------------	---------



Black	2.82%	8268 sq pt
Total	2.82%	8268 sq pt

Page 262

Ink	Percentage	Surface
Black	2.65%	7777 sq pt
Total	2.65%	7777 sq pt

Page 263

Ink	Percentage	Surface
Black	2.53%	7404 sq pt
Total	2.53%	7404 sq pt

Page 264

Ink	Percentage	Surface
Black	2.26%	6612 sq pt
Total	2.26%	6612 sq pt

Page 265

Ink	Percentage	Surface
Black	1.88%	5522 sq pt
Total	1.88%	5522 sq pt

Page 266

Ink	Percentage	Surface
Black	3.06%	8956 sq pt
Total	3.06%	8956 sq pt

Page 267

Ink	Percentage	Surface
Black	2.23%	6527 sq pt
Total	2.23%	6527 sq pt

Page 268

Ink	Percentage	Surface
Black	1.69%	4939 sq pt
Total	1.69%	4939 sq pt



🔍 Page 269

Ink	Percentage	Surface
Black	2.15%	6311 sq pt
Total	2.15%	6311 sq pt

🔍 Page 270

Ink	Percentage	Surface
Black	1.67%	4896 sq pt
Total	1.67%	4896 sq pt

🔍 Page 271

Ink	Percentage	Surface
Black	2.84%	8324 sq pt
Total	2.84%	8324 sq pt

🔍 Page 272

Ink	Percentage	Surface
Black	2.78%	8142 sq pt
Total	2.78%	8142 sq pt

🔍 Page 273

Ink	Percentage	Surface
Black	2.56%	7516 sq pt
Total	2.56%	7516 sq pt

🔍 Page 274

Ink	Percentage	Surface
Black	3.24%	9480 sq pt
Total	3.24%	9480 sq pt

🔍 Page 275

Ink	Percentage	Surface
Black	2.17%	6357 sq pt
Total	2.17%	6357 sq pt

🔍 Page 276

Ink	Percentage	Surface
-----	------------	---------



Black	2.52%	7383 sq pt
Total	2.52%	7383 sq pt

Page 277

Ink	Percentage	Surface
Black	2.43%	7131 sq pt
Total	2.43%	7131 sq pt

Page 278

Ink	Percentage	Surface
Black	2.78%	8144 sq pt
Total	2.78%	8144 sq pt

Page 279

Ink	Percentage	Surface
Black	2.33%	6813 sq pt
Total	2.33%	6813 sq pt

Page 281

Ink	Percentage	Surface
Black	4.61%	13510 sq pt
Total	4.61%	13510 sq pt

Page 282

Ink	Percentage	Surface
Black	3.06%	8971 sq pt
Total	3.06%	8971 sq pt

Page 283

Ink	Percentage	Surface
Black	2.7%	7907 sq pt
Total	2.7%	7907 sq pt

Page 284

Ink	Percentage	Surface
Black	2.23%	6540 sq pt
Total	2.23%	6540 sq pt



Page 285

Ink	Percentage	Surface
Black	2.53%	7402 sq pt
Total	2.53%	7402 sq pt

Page 286

Ink	Percentage	Surface
Black	1.88%	5523 sq pt
Total	1.88%	5523 sq pt

Page 287

Ink	Percentage	Surface
Black	2.9%	8486 sq pt
Total	2.9%	8486 sq pt

Page 288

Ink	Percentage	Surface
Black	2.18%	6395 sq pt
Total	2.18%	6395 sq pt

Page 289

Ink	Percentage	Surface
Black	2.56%	7512 sq pt
Total	2.56%	7512 sq pt

Page 290

Ink	Percentage	Surface
Black	2.37%	6945 sq pt
Total	2.37%	6945 sq pt

Page 291

Ink	Percentage	Surface
Black	2.62%	7688 sq pt
Total	2.62%	7688 sq pt

Page 292

Ink	Percentage	Surface
-----	------------	---------



Ink Information

Black	3.63%	10648 sq pt
Total	3.63%	10648 sq pt

Page 293

Ink	Percentage	Surface
Black	2.6%	7619 sq pt
Total	2.6%	7619 sq pt

Page 294

Ink	Percentage	Surface
Black	2.74%	8026 sq pt
Total	2.74%	8026 sq pt

Page 295

Ink	Percentage	Surface
Black	3.08%	9018 sq pt
Total	3.08%	9018 sq pt

Page 296

Ink	Percentage	Surface
Black	2.54%	7455 sq pt
Total	2.54%	7455 sq pt

Page 297

Ink	Percentage	Surface
Black	3.05%	8930 sq pt
Total	3.05%	8930 sq pt

Page 298

Ink	Percentage	Surface
Black	3.34%	9783 sq pt
Total	3.34%	9783 sq pt

Page 299

Ink	Percentage	Surface
Black	3.8%	11146 sq pt
Total	3.8%	11146 sq pt



Page 300

Ink	Percentage	Surface
Black	4.09%	11994 sq pt
Total	4.09%	11994 sq pt

Page 301

Ink	Percentage	Surface
Black	2.62%	7690 sq pt
Total	2.62%	7690 sq pt

Page 302

Ink	Percentage	Surface
Black	2.17%	6366 sq pt
Total	2.17%	6366 sq pt

Page 303

Ink	Percentage	Surface
Black	2.73%	7991 sq pt
Total	2.73%	7991 sq pt

Page 304

Ink	Percentage	Surface
Black	2.21%	6486 sq pt
Total	2.21%	6486 sq pt

Page 305

Ink	Percentage	Surface
Black	2.68%	7843 sq pt
Total	2.68%	7843 sq pt

Page 306

Ink	Percentage	Surface
Black	3.3%	9663 sq pt
Total	3.3%	9663 sq pt

Page 307

Ink	Percentage	Surface
-----	------------	---------



Black	2.49%	7302 sq pt
Total	2.49%	7302 sq pt

Page 308

Ink	Percentage	Surface
Black	2.34%	6849 sq pt
Total	2.34%	6849 sq pt

Page 309

Ink	Percentage	Surface
Black	2.79%	8175 sq pt
Total	2.79%	8175 sq pt

Page 310

Ink	Percentage	Surface
Black	2.81%	8247 sq pt
Total	2.81%	8247 sq pt

Page 311

Ink	Percentage	Surface
Black	2.33%	6836 sq pt
Total	2.33%	6836 sq pt

Page 312

Ink	Percentage	Surface
Black	2.84%	8335 sq pt
Total	2.84%	8335 sq pt

Page 313

Ink	Percentage	Surface
Black	2.68%	7839 sq pt
Total	2.68%	7839 sq pt

Page 314

Ink	Percentage	Surface
Black	1.78%	5227 sq pt
Total	1.78%	5227 sq pt



🔍 Page 315

Ink	Percentage	Surface
Black	3.03%	8877 sq pt
Total	3.03%	8877 sq pt

🔍 Page 316

Ink	Percentage	Surface
Black	2.51%	7352 sq pt
Total	2.51%	7352 sq pt

🔍 Page 317

Ink	Percentage	Surface
Black	2.43%	7113 sq pt
Total	2.43%	7113 sq pt

🔍 Page 318

Ink	Percentage	Surface
Black	2.57%	7526 sq pt
Total	2.57%	7526 sq pt

🔍 Page 319

Ink	Percentage	Surface
Black	1.94%	5698 sq pt
Total	1.94%	5698 sq pt

🔍 Page 320

Ink	Percentage	Surface
Black	2.8%	8211 sq pt
Total	2.8%	8211 sq pt

🔍 Page 321

Ink	Percentage	Surface
Black	2.65%	7762 sq pt
Total	2.65%	7762 sq pt

🔍 Page 322

Ink	Percentage	Surface
-----	------------	---------



Ink Information

Black	2.48%	7276 sq pt
Total	2.48%	7276 sq pt

Page 323

Ink	Percentage	Surface
Black	3.02%	8856 sq pt
Total	3.02%	8856 sq pt

Page 324

Ink	Percentage	Surface
Black	2.32%	6787 sq pt
Total	2.32%	6787 sq pt

Page 325

Ink	Percentage	Surface
Black	2.77%	8113 sq pt
Total	2.77%	8113 sq pt

Page 326

Ink	Percentage	Surface
Black	2.45%	7194 sq pt
Total	2.45%	7194 sq pt

Page 327

Ink	Percentage	Surface
Black	3.54%	10369 sq pt
Total	3.54%	10369 sq pt

Page 328

Ink	Percentage	Surface
Black	3.72%	10903 sq pt
Total	3.72%	10903 sq pt

Page 329

Ink	Percentage	Surface
Black	2.5%	7334 sq pt
Total	2.5%	7334 sq pt



🔍 Page 330

Ink	Percentage	Surface
Black	3.16%	9262 sq pt
Total	3.16%	9262 sq pt

🔍 Page 331

Ink	Percentage	Surface
Black	4.07%	11917 sq pt
Total	4.07%	11917 sq pt

🔍 Page 332

Ink	Percentage	Surface
Black	2.48%	7273 sq pt
Total	2.48%	7273 sq pt

🔍 Page 333

Ink	Percentage	Surface
Black	2.61%	7655 sq pt
Total	2.61%	7655 sq pt

🔍 Page 334

Ink	Percentage	Surface
Black	2.8%	8206 sq pt
Total	2.8%	8206 sq pt

🔍 Page 335

Ink	Percentage	Surface
Black	2.54%	7435 sq pt
Total	2.54%	7435 sq pt

🔍 Page 336

Ink	Percentage	Surface
Black	3.29%	9630 sq pt
Total	3.29%	9630 sq pt

🔍 Page 337

Ink	Percentage	Surface
-----	------------	---------



Black	3.02%	8852 sq pt
Total	3.02%	8852 sq pt

Page 338

Ink	Percentage	Surface
Black	2.58%	7546 sq pt
Total	2.58%	7546 sq pt

Page 339

Ink	Percentage	Surface
Black	2.82%	8252 sq pt
Total	2.82%	8252 sq pt

Page 340

Ink	Percentage	Surface
Black	3.98%	11661 sq pt
Total	3.98%	11661 sq pt

Page 341

Ink	Percentage	Surface
Black	3.04%	8900 sq pt
Total	3.04%	8900 sq pt

Page 342

Ink	Percentage	Surface
Black	3.01%	8825 sq pt
Total	3.01%	8825 sq pt

Page 343

Ink	Percentage	Surface
Black	3.21%	9418 sq pt
Total	3.21%	9418 sq pt

Page 344

Ink	Percentage	Surface
Black	1.2%	3514 sq pt
Total	1.2%	3514 sq pt



🔍 Page 345

Ink	Percentage	Surface
Black	3.06%	8962 sq pt
Total	3.06%	8962 sq pt

🔍 Page 346

Ink	Percentage	Surface
Black	1.96%	5741 sq pt
Total	1.96%	5741 sq pt

🔍 Page 347

Ink	Percentage	Surface
Black	2.28%	6682 sq pt
Total	2.28%	6682 sq pt

🔍 Page 348

Ink	Percentage	Surface
Black	2.49%	7305 sq pt
Total	2.49%	7305 sq pt

🔍 Page 349

Ink	Percentage	Surface
Black	2.33%	6819 sq pt
Total	2.33%	6819 sq pt

🔍 Page 350

Ink	Percentage	Surface
Black	2.91%	8538 sq pt
Total	2.91%	8538 sq pt

🔍 Page 351

Ink	Percentage	Surface
Black	2.81%	8240 sq pt
Total	2.81%	8240 sq pt

🔍 Page 352

Ink	Percentage	Surface
-----	------------	---------



Ink Information

Black	2.31%	6768 sq pt
Total	2.31%	6768 sq pt

Page 353

Ink	Percentage	Surface
Black	2.74%	8042 sq pt
Total	2.74%	8042 sq pt

Page 354

Ink	Percentage	Surface
Black	3.35%	9813 sq pt
Total	3.35%	9813 sq pt

Page 355

Ink	Percentage	Surface
Black	2.27%	6639 sq pt
Total	2.27%	6639 sq pt

Page 356

Ink	Percentage	Surface
Black	2.39%	7000 sq pt
Total	2.39%	7000 sq pt

Page 357

Ink	Percentage	Surface
Black	1.82%	5340 sq pt
Total	1.82%	5340 sq pt

Page 358

Ink	Percentage	Surface
Black	2.07%	6071 sq pt
Total	2.07%	6071 sq pt

Page 359

Ink	Percentage	Surface
Black	3.76%	11023 sq pt
Total	3.76%	11023 sq pt



Page 360

Ink	Percentage	Surface
Black	3.07%	8982 sq pt
Total	3.07%	8982 sq pt

Page 361

Ink	Percentage	Surface
Black	2.8%	8213 sq pt
Total	2.8%	8213 sq pt

Page 362

Ink	Percentage	Surface
Black	3.15%	9225 sq pt
Total	3.15%	9225 sq pt

Page 363

Ink	Percentage	Surface
Black	2.78%	8138 sq pt
Total	2.78%	8138 sq pt

Page 364

Ink	Percentage	Surface
Black	3.11%	9103 sq pt
Total	3.11%	9103 sq pt

Page 365

Ink	Percentage	Surface
Black	3.22%	9430 sq pt
Total	3.22%	9430 sq pt

Page 366

Ink	Percentage	Surface
Black	2.45%	7174 sq pt
Total	2.45%	7174 sq pt

Page 367

Ink	Percentage	Surface
-----	------------	---------



Ink Information

Black	3.12%	9156 sq pt
Total	3.12%	9156 sq pt

Page 368

Ink	Percentage	Surface
Black	2.61%	7647 sq pt
Total	2.61%	7647 sq pt

Page 369

Ink	Percentage	Surface
Black	2.59%	7595 sq pt
Total	2.59%	7595 sq pt

Page 370

Ink	Percentage	Surface
Black	2.91%	8532 sq pt
Total	2.91%	8532 sq pt

Page 371

Ink	Percentage	Surface
Black	2.69%	7887 sq pt
Total	2.69%	7887 sq pt

Page 372

Ink	Percentage	Surface
Black	2.52%	7374 sq pt
Total	2.52%	7374 sq pt

Page 373

Ink	Percentage	Surface
Black	2.62%	7676 sq pt
Total	2.62%	7676 sq pt

Page 374

Ink	Percentage	Surface
Black	2.95%	8634 sq pt
Total	2.95%	8634 sq pt



🔍 Page 375

Ink	Percentage	Surface
Black	2.73%	7990 sq pt
Total	2.73%	7990 sq pt

🔍 Page 376

Ink	Percentage	Surface
Black	2.81%	8233 sq pt
Total	2.81%	8233 sq pt

🔍 Page 377

Ink	Percentage	Surface
Black	2.41%	7051 sq pt
Total	2.41%	7051 sq pt

🔍 Page 378

Ink	Percentage	Surface
Black	2.77%	8127 sq pt
Total	2.77%	8127 sq pt

🔍 Page 379

Ink	Percentage	Surface
Black	1.53%	4489 sq pt
Total	1.53%	4489 sq pt

🔍 Page 381

Ink	Percentage	Surface
Black	2.56%	7503 sq pt
Total	2.56%	7503 sq pt

🔍 Page 382

Ink	Percentage	Surface
Black	4.11%	12040 sq pt
Total	4.11%	12040 sq pt

🔍 Page 383

Ink	Percentage	Surface
-----	------------	---------



Ink Information

Black	4.28%	12535 sq pt
Total	4.28%	12535 sq pt

Page 384

Ink	Percentage	Surface
Black	4.78%	14009 sq pt
Total	4.78%	14009 sq pt

Page 385

Ink	Percentage	Surface
Black	1.51%	4412 sq pt
Total	1.51%	4412 sq pt

Page 387

Ink	Percentage	Surface
Black	3.56%	10440 sq pt
Total	3.56%	10440 sq pt

Page 388

Ink	Percentage	Surface
Black	4.3%	12597 sq pt
Total	4.3%	12597 sq pt

Page 389

Ink	Percentage	Surface
Black	4.08%	11959 sq pt
Total	4.08%	11959 sq pt

Page 390

Ink	Percentage	Surface
Black	3.57%	10474 sq pt
Total	3.57%	10474 sq pt

Page 391

Ink	Percentage	Surface
Black	3.97%	11635 sq pt
Total	3.97%	11635 sq pt



Page 392

Ink	Percentage	Surface
Black	4.04%	11853 sq pt
Total	4.04%	11853 sq pt

Page 393

Ink	Percentage	Surface
Black	3.51%	10280 sq pt
Total	3.51%	10280 sq pt

Page 394

Ink	Percentage	Surface
Black	0.67%	1957 sq pt
Total	0.67%	1957 sq pt

Page 395

Ink	Percentage	Surface
Black	2.98%	8737 sq pt
Total	2.98%	8737 sq pt

Page 396

Ink	Percentage	Surface
Black	3.23%	9459 sq pt
Total	3.23%	9459 sq pt

Page 397

Ink	Percentage	Surface
Black	3.31%	9710 sq pt
Total	3.31%	9710 sq pt

Page 398

Ink	Percentage	Surface
Black	3.15%	9223 sq pt
Total	3.15%	9223 sq pt

Page 399

Ink	Percentage	Surface
-----	------------	---------



Ink Information

Black	0.43%	1247 sq pt
Total	0.43%	1247 sq pt



enfocus PITSTOPSERVER



Output Intents

GTS_PDFX

Output condition	ISO Coated v2 300% (ECI)
Output condition identifier	Custom
Additional information	ISO Coated v2 300% (ECI)
Destination output profile	ISO Coated v2 300% (ECI)