





Warnings

-  Page is empty inside trim box (10x on pages 30,56,64,96,102,110,130,140,162,186)
-  Media box origin is not at coordinates 0,0 (188x on pages 1-188)



Processing

Certified PDF status	Preflighted successfully
Preflight Profile	SpringerNature_Print_Books_V13_2016_10_06
Created by	Mark Rübsam / Klaus Rüschhoff Springer Nature
Pages processed	1-188
Application used to preflight	Enfocus PitStop Server 13 update 2 powered by Enfocus PitStop Library 13 update 2
Application used to create the report	Enfocus PitStop Library 13 update 2
Preflighted on	UTC: May 2, 2017 - 14:20:08 [May 2, 2017 - 19:50:08]

Document properties

Document Name	978-3-662-52536-4_Book_PrintPDF.pdf
Number of pages	188
PDF Version	1.3
Creation Date	UTC: April 22, 2017 - 03:39:07 [April 22, 2017 - 09:09:07]
Modification Date	UTC: May 2, 2017 - 14:16:46 [May 2, 2017 - 19:46:46]
Producer	Acrobat Distiller 9.4.0(Windows)
Creator	Arbortext Advanced Print Publisher 9.0.114/W
Author	-
Title	-
Subject	-
Keywords	-
Trapped	no
Trapping Information Present	no
Repaired on Open	no
Optimized for Fast Web View	no
Thumbnails Present	no
Binding	left
Job Ticket Present	no

Security

Encryption Type	not encrypted
Content Copying or Extraction	allowed
Content Access for Disabled Users	allowed
Adding or Modifying Annotations	allowed
Creating or Modifying Form Fields	allowed
Form Field Fill-in or Signing	allowed
Document Assembly	allowed
Other Document Modifications	allowed
Printing	high resolution

Compression

Data format	binary
Document structure compressed	yes
Filters used	JPEG, ZIP



Status Incoming Document

Not Certified

Action:

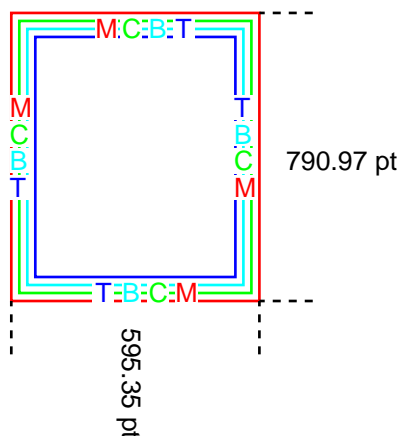
Started Certified PDF workflow

Status Outgoing Document

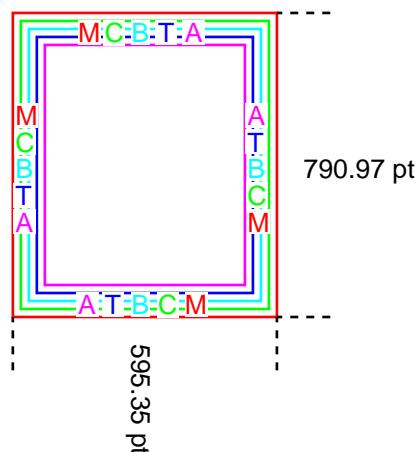
Preflight Profile Name:	SpringerNature_Print_Books_V13_2016_10_06
Author:	Mark Rübsam / Klaus Rüschhoff
Company:	Springer Nature
Document Status	Preflighted successfully
Preflight Profile Status	Match



Defined page boxes



Effective page boxes



Page box	Defined size	Effective size
Media box (M)	595.35 x 790.97 pt	595.35 x 790.97 pt
Crop box (C)	595.35 x 790.97 pt	595.35 x 790.97 pt
Trim box (T)	595.35 x 790.97 pt	595.35 x 790.97 pt
Bleed box (B)	595.35 x 790.97 pt	595.35 x 790.97 pt
Art box (A)	not defined	595.35 x 790.97 pt

Defined for pages 1-188

Media box starts at : (14.14, 14.12) pt

Page rotation : 0 degrees

Page scaling factor : 1



Font Information

PostScript font name	Type	Embedded as	Subset	Encoding
AdvPSMy-R	Type 1	Type 1	yes	Custom
Arial Negreta	Type 1	Type 1	yes	Custom
AdvSPRING-R	Type 1	Type 1	yes	Custom
AdvGTIMES-R	Type 1	Type 1	yes	Custom
AdvPSSym	Type 1	Type 1	yes	Custom
AdvTimes	Type 1	Type 1	yes	Custom
SMinionPlusTab-Regular	Type 1	Type 1	yes	Custom
AdvGTIMES-IT	Type 1	Type 1	yes	Custom
AdvPSMy-B	Type 1	Type 1	yes	Custom
AdvGTIMES-B	Type 1	Type 1	yes	Custom
AdvPTimes	Type 1	Type 1	yes	Custom
AdvPTimesI	Type 1	Type 1	yes	Custom
AdvTTdf37bfe4+4e	Type 1	Type 1	yes	Custom
AdvTTdf37bfe4+4f	Type 1	Type 1	yes	Custom
AdvTTdf37bfe4+66	Type 1	Type 1	yes	Custom
AdvTTdf37bfe4+6c	Type 1	Type 1	yes	Custom
AdvTTdf37bfe4+7f	Type 1	Type 1	yes	Custom
AdvTTdf37bfe4+81	Type 1	Type 1	yes	Custom
AdvTT5843c571	Type 1	Type 1	yes	Custom
AdvP4C4E59	Type 1	Type 1	yes	Custom



Image Information

Type	Color Space	Size (pixels)	Resolution (ppi)	Bits per channel	Page	Angle (degrees)	Shear	Flipped	Custom Transfer	Custom Halftone	Custom BG	Custom UCR
Grayscale	Gray	213x193	597.8x598.3	8	3	0	-	-	-	-	-	-
Grayscale	Gray	3890x5433	600x600	8	166	0	-	-	-	-	-	-
Grayscale	Gray	3969x5435	600x600	8	167	0	-	-	-	-	-	-
Grayscale	Gray	4063x5460	600x600	8	168	0	-	-	-	-	-	-
Grayscale	Gray	3884x5440	600x600	8	169	0	-	-	-	-	-	-
Grayscale	Gray	3868x5433	600x600	8	170	0	-	-	-	-	-	-
Grayscale	Gray	3898x5414	600x600	8	171	0	-	-	-	-	-	-
Grayscale	Gray	3861x5433	600x600	8	172	0	-	-	-	-	-	-
Grayscale	Gray	4063x5081	600x600	8	173	0	-	-	-	-	-	-
Grayscale	Gray	3828x5433	600x600	8	174	0	-	-	-	-	-	-
Grayscale	Gray	4016x5472	600x600	8	175	0	-	-	-	-	-	-
Grayscale	Gray	3969x5416	600x600	8	176	0	-	-	-	-	-	-
Grayscale	Gray	4063x5435	600x600	8	177	0	-	-	-	-	-	-
Grayscale	Gray	3898x5436	600x600	8	178	0	-	-	-	-	-	-
Grayscale	Gray	3898x5362	600x600	8	179	0	-	-	-	-	-	-
Grayscale	Gray	3804x5433	600x600	8	180	0	-	-	-	-	-	-
Grayscale	Gray	4063x5459	600x600	8	181	0	-	-	-	-	-	-
Grayscale	Gray	3708x5433	600x600	8	182	0	-	-	-	-	-	-
Grayscale	Gray	4063x5443	600x600	8	183	0	-	-	-	-	-	-
Grayscale	Gray	4063x5392	600x600	8	184	0	-	-	-	-	-	-
Grayscale	Gray	3898x5292	600x600	8	185	0	-	-	-	-	-	-







enfocus
PITSTOPSERVER



OPI Information

No OPI



Item	Value
 Color Space Page	Gray 1-3,5-29,31-55,57-63,65-95,97-101,103-109,111-129,131-139,141-161,163-185, 187-188
 Color Space Page	Separation (Process color) 1,3-5,7-13,17-29,31-35,37-55,57-63,67-95,97-101,103-109,111-115,117-129,131- 139,141-159,161,163-185,187
Name	 Black
Alternate Space	CMYK
CMYK values	[0, 0, 0, 1]
 Color Space Page	CMYK 104,106



Document

Ink	Percentage	Surface
Black	5.01%	4436951 sq pt
Total	5.01%	4436951 sq pt

Page 1

Ink	Percentage	Surface
Black	0.25%	1173 sq pt
Total	0.25%	1173 sq pt

Pages 2,6,14,16,30,36,56,64,66,96,102,110,116,130,140,160,162,186,188 don't use any inks

Page 3

Ink	Percentage	Surface
Black	0.73%	3422 sq pt
Total	0.73%	3422 sq pt

Page 4

Ink	Percentage	Surface
Black	1.99%	9379 sq pt
Total	1.99%	9379 sq pt

Page 5

Ink	Percentage	Surface
Black	4.52%	21260 sq pt
Total	4.52%	21260 sq pt

Page 7

Ink	Percentage	Surface
Black	4.97%	23418 sq pt
Total	4.97%	23418 sq pt

Page 8

Ink	Percentage	Surface
Black	5.86%	27610 sq pt
Total	5.86%	27610 sq pt



Page 9

Ink	Percentage	Surface
Black	6.19%	29165 sq pt
Total	6.19%	29165 sq pt

Page 10

Ink	Percentage	Surface
Black	1.35%	6369 sq pt
Total	1.35%	6369 sq pt

Page 11

Ink	Percentage	Surface
Black	1.53%	7183 sq pt
Total	1.53%	7183 sq pt

Page 12

Ink	Percentage	Surface
Black	1.67%	7871 sq pt
Total	1.67%	7871 sq pt

Page 13

Ink	Percentage	Surface
Black	2.45%	11513 sq pt
Total	2.45%	11513 sq pt

Page 15

Ink	Percentage	Surface
Black	0.19%	881 sq pt
Total	0.19%	881 sq pt

Page 17

Ink	Percentage	Surface
Black	5.75%	27056 sq pt
Total	5.75%	27056 sq pt

Page 18

Ink	Percentage	Surface
-----	------------	---------



Ink Information

Black	7.39%	34790 sq pt
Total	7.39%	34790 sq pt

Page 19

Ink	Percentage	Surface
Black	7.59%	35728 sq pt
Total	7.59%	35728 sq pt

Page 20

Ink	Percentage	Surface
Black	3.13%	14754 sq pt
Total	3.13%	14754 sq pt

Page 21

Ink	Percentage	Surface
Black	5.54%	26082 sq pt
Total	5.54%	26082 sq pt

Page 22

Ink	Percentage	Surface
Black	3.19%	15036 sq pt
Total	3.19%	15036 sq pt

Page 23

Ink	Percentage	Surface
Black	5.5%	25900 sq pt
Total	5.5%	25900 sq pt

Page 24

Ink	Percentage	Surface
Black	7.07%	33302 sq pt
Total	7.07%	33302 sq pt

Page 25

Ink	Percentage	Surface
Black	6.89%	32452 sq pt
Total	6.89%	32452 sq pt



🔍 Page 26

Ink	Percentage	Surface
Black	6.9%	32490 sq pt
Total	6.9%	32490 sq pt

🔍 Page 27

Ink	Percentage	Surface
Black	6.17%	29071 sq pt
Total	6.17%	29071 sq pt

🔍 Page 28

Ink	Percentage	Surface
Black	6.57%	30919 sq pt
Total	6.57%	30919 sq pt

🔍 Page 29

Ink	Percentage	Surface
Black	0.66%	3121 sq pt
Total	0.66%	3121 sq pt

🔍 Page 31

Ink	Percentage	Surface
Black	5.79%	27257 sq pt
Total	5.79%	27257 sq pt

🔍 Page 32

Ink	Percentage	Surface
Black	7.31%	34421 sq pt
Total	7.31%	34421 sq pt

🔍 Page 33

Ink	Percentage	Surface
Black	6.77%	31855 sq pt
Total	6.77%	31855 sq pt

🔍 Page 34

Ink	Percentage	Surface
-----	------------	---------



Ink Information

Black	6.31%	29692 sq pt
Total	6.31%	29692 sq pt

Page 35

Ink	Percentage	Surface
Black	3.85%	18138 sq pt
Total	3.85%	18138 sq pt

Page 37

Ink	Percentage	Surface
Black	5.6%	26355 sq pt
Total	5.6%	26355 sq pt

Page 38

Ink	Percentage	Surface
Black	7.01%	33006 sq pt
Total	7.01%	33006 sq pt

Page 39

Ink	Percentage	Surface
Black	6.93%	32622 sq pt
Total	6.93%	32622 sq pt

Page 40

Ink	Percentage	Surface
Black	5.19%	24452 sq pt
Total	5.19%	24452 sq pt

Page 41

Ink	Percentage	Surface
Black	5.65%	26619 sq pt
Total	5.65%	26619 sq pt

Page 42

Ink	Percentage	Surface
Black	7.27%	34244 sq pt
Total	7.27%	34244 sq pt



🔍 Page 43

Ink	Percentage	Surface
Black	7.59%	35722 sq pt
Total	7.59%	35722 sq pt

🔍 Page 44

Ink	Percentage	Surface
Black	7.23%	34041 sq pt
Total	7.23%	34041 sq pt

🔍 Page 45

Ink	Percentage	Surface
Black	7.33%	34492 sq pt
Total	7.33%	34492 sq pt

🔍 Page 46

Ink	Percentage	Surface
Black	7.2%	33898 sq pt
Total	7.2%	33898 sq pt

🔍 Page 47

Ink	Percentage	Surface
Black	7.28%	34263 sq pt
Total	7.28%	34263 sq pt

🔍 Page 48

Ink	Percentage	Surface
Black	7.04%	33159 sq pt
Total	7.04%	33159 sq pt

🔍 Page 49

Ink	Percentage	Surface
Black	7.23%	34032 sq pt
Total	7.23%	34032 sq pt

🔍 Page 50

Ink	Percentage	Surface
-----	------------	---------



Ink Information

Black	0.75%	3519 sq pt
Total	0.75%	3519 sq pt

Page 51

Ink	Percentage	Surface
Black	5.78%	27220 sq pt
Total	5.78%	27220 sq pt

Page 52

Ink	Percentage	Surface
Black	7.19%	33873 sq pt
Total	7.19%	33873 sq pt

Page 53

Ink	Percentage	Surface
Black	7.16%	33725 sq pt
Total	7.16%	33725 sq pt

Page 54

Ink	Percentage	Surface
Black	7.21%	33968 sq pt
Total	7.21%	33968 sq pt

Page 55

Ink	Percentage	Surface
Black	1.01%	4753 sq pt
Total	1.01%	4753 sq pt

Page 57

Ink	Percentage	Surface
Black	5.37%	25300 sq pt
Total	5.37%	25300 sq pt

Page 58

Ink	Percentage	Surface
Black	6.66%	31347 sq pt
Total	6.66%	31347 sq pt



🔍 Page 59

Ink	Percentage	Surface
Black	6.92%	32590 sq pt
Total	6.92%	32590 sq pt

🔍 Page 60

Ink	Percentage	Surface
Black	1.52%	7141 sq pt
Total	1.52%	7141 sq pt

🔍 Page 61

Ink	Percentage	Surface
Black	5.51%	25938 sq pt
Total	5.51%	25938 sq pt

🔍 Page 62

Ink	Percentage	Surface
Black	7.21%	33930 sq pt
Total	7.21%	33930 sq pt

🔍 Page 63

Ink	Percentage	Surface
Black	1.38%	6518 sq pt
Total	1.38%	6518 sq pt

🔍 Page 65

Ink	Percentage	Surface
Black	0.25%	1161 sq pt
Total	0.25%	1161 sq pt

🔍 Page 67

Ink	Percentage	Surface
Black	5.83%	27429 sq pt
Total	5.83%	27429 sq pt

🔍 Page 68

Ink	Percentage	Surface
-----	------------	---------



Black	7.52%	35394 sq pt
Total	7.52%	35394 sq pt

Page 69

Ink	Percentage	Surface
Black	7.67%	36105 sq pt
Total	7.67%	36105 sq pt

Page 70

Ink	Percentage	Surface
Black	3.76%	17709 sq pt
Total	3.76%	17709 sq pt

Page 71

Ink	Percentage	Surface
Black	5.57%	26225 sq pt
Total	5.57%	26225 sq pt

Page 72

Ink	Percentage	Surface
Black	2.33%	10970 sq pt
Total	2.33%	10970 sq pt

Page 73

Ink	Percentage	Surface
Black	5.93%	27941 sq pt
Total	5.93%	27941 sq pt

Page 74

Ink	Percentage	Surface
Black	7.63%	35947 sq pt
Total	7.63%	35947 sq pt

Page 75

Ink	Percentage	Surface
Black	7.54%	35503 sq pt
Total	7.54%	35503 sq pt



Page 76

Ink	Percentage	Surface
Black	7.33%	34497 sq pt
Total	7.33%	34497 sq pt

Page 77

Ink	Percentage	Surface
Black	7.31%	34439 sq pt
Total	7.31%	34439 sq pt

Page 78

Ink	Percentage	Surface
Black	6.82%	32122 sq pt
Total	6.82%	32122 sq pt

Page 79

Ink	Percentage	Surface
Black	5.38%	25314 sq pt
Total	5.38%	25314 sq pt

Page 80

Ink	Percentage	Surface
Black	6.59%	31033 sq pt
Total	6.59%	31033 sq pt

Page 81

Ink	Percentage	Surface
Black	6.51%	30640 sq pt
Total	6.51%	30640 sq pt

Page 82

Ink	Percentage	Surface
Black	6.13%	28843 sq pt
Total	6.13%	28843 sq pt

Page 83

Ink	Percentage	Surface
-----	------------	---------



Ink Information

Black	6.59%	31033 sq pt
Total	6.59%	31033 sq pt

Page 84

Ink	Percentage	Surface
Black	3.24%	15244 sq pt
Total	3.24%	15244 sq pt

Page 85

Ink	Percentage	Surface
Black	6.14%	28905 sq pt
Total	6.14%	28905 sq pt

Page 86

Ink	Percentage	Surface
Black	3.79%	17858 sq pt
Total	3.79%	17858 sq pt

Page 87

Ink	Percentage	Surface
Black	5.67%	26717 sq pt
Total	5.67%	26717 sq pt

Page 88

Ink	Percentage	Surface
Black	7.25%	34155 sq pt
Total	7.25%	34155 sq pt

Page 89

Ink	Percentage	Surface
Black	7.7%	36248 sq pt
Total	7.7%	36248 sq pt

Page 90

Ink	Percentage	Surface
Black	7.32%	34453 sq pt
Total	7.32%	34453 sq pt



🔍 Page 91

Ink	Percentage	Surface
Black	7.21%	33963 sq pt
Total	7.21%	33963 sq pt

🔍 Page 92

Ink	Percentage	Surface
Black	7.45%	35070 sq pt
Total	7.45%	35070 sq pt

🔍 Page 93

Ink	Percentage	Surface
Black	7.27%	34222 sq pt
Total	7.27%	34222 sq pt

🔍 Page 94

Ink	Percentage	Surface
Black	7.42%	34921 sq pt
Total	7.42%	34921 sq pt

🔍 Page 95

Ink	Percentage	Surface
Black	3.8%	17892 sq pt
Total	3.8%	17892 sq pt

🔍 Page 97

Ink	Percentage	Surface
Black	5.46%	25690 sq pt
Total	5.46%	25690 sq pt

🔍 Page 98

Ink	Percentage	Surface
Black	7.07%	33268 sq pt
Total	7.07%	33268 sq pt

🔍 Page 99

Ink	Percentage	Surface
-----	------------	---------



Ink Information

Black	7.6%	35792 sq pt
Total	7.6%	35792 sq pt

Page 100

Ink	Percentage	Surface
Black	7.59%	35720 sq pt
Total	7.59%	35720 sq pt

Page 101

Ink	Percentage	Surface
Black	3.53%	16634 sq pt
Total	3.53%	16634 sq pt

Page 103

Ink	Percentage	Surface
Black	5.21%	24537 sq pt
Total	5.21%	24537 sq pt

Page 104

Ink	Percentage	Surface
Black	7%	32958 sq pt
Total	7%	32958 sq pt

Page 105

Ink	Percentage	Surface
Black	7.13%	33593 sq pt
Total	7.13%	33593 sq pt

Page 106

Ink	Percentage	Surface
Black	7.56%	35609 sq pt
Total	7.56%	35609 sq pt

Page 107

Ink	Percentage	Surface
Black	7.19%	33857 sq pt
Total	7.19%	33857 sq pt



🔍 Page 108

Ink	Percentage	Surface
Black	7.18%	33793 sq pt
Total	7.18%	33793 sq pt

🔍 Page 109

Ink	Percentage	Surface
Black	1.06%	5008 sq pt
Total	1.06%	5008 sq pt

🔍 Page 111

Ink	Percentage	Surface
Black	5.45%	25682 sq pt
Total	5.45%	25682 sq pt

🔍 Page 112

Ink	Percentage	Surface
Black	6.88%	32399 sq pt
Total	6.88%	32399 sq pt

🔍 Page 113

Ink	Percentage	Surface
Black	7.25%	34115 sq pt
Total	7.25%	34115 sq pt

🔍 Page 114

Ink	Percentage	Surface
Black	6.8%	32000 sq pt
Total	6.8%	32000 sq pt

🔍 Page 115

Ink	Percentage	Surface
Black	6.58%	30975 sq pt
Total	6.58%	30975 sq pt

🔍 Page 117

Ink	Percentage	Surface
-----	------------	---------



Ink Information

Black	5.66%	26631 sq pt
Total	5.66%	26631 sq pt

Page 118

Ink	Percentage	Surface
Black	7.16%	33729 sq pt
Total	7.16%	33729 sq pt

Page 119

Ink	Percentage	Surface
Black	7%	32970 sq pt
Total	7%	32970 sq pt

Page 120

Ink	Percentage	Surface
Black	7.37%	34718 sq pt
Total	7.37%	34718 sq pt

Page 121

Ink	Percentage	Surface
Black	7.4%	34845 sq pt
Total	7.4%	34845 sq pt

Page 122

Ink	Percentage	Surface
Black	7.27%	34223 sq pt
Total	7.27%	34223 sq pt

Page 123

Ink	Percentage	Surface
Black	7.22%	34006 sq pt
Total	7.22%	34006 sq pt

Page 124

Ink	Percentage	Surface
Black	1.85%	8717 sq pt
Total	1.85%	8717 sq pt



Page 125

Ink	Percentage	Surface
Black	5.31%	25012 sq pt
Total	5.31%	25012 sq pt

Page 126

Ink	Percentage	Surface
Black	6.96%	32767 sq pt
Total	6.96%	32767 sq pt

Page 127

Ink	Percentage	Surface
Black	6.66%	31363 sq pt
Total	6.66%	31363 sq pt

Page 128

Ink	Percentage	Surface
Black	6.62%	31164 sq pt
Total	6.62%	31164 sq pt

Page 129

Ink	Percentage	Surface
Black	3.48%	16403 sq pt
Total	3.48%	16403 sq pt

Page 131

Ink	Percentage	Surface
Black	5.77%	27183 sq pt
Total	5.77%	27183 sq pt

Page 132

Ink	Percentage	Surface
Black	7.48%	35203 sq pt
Total	7.48%	35203 sq pt

Page 133

Ink	Percentage	Surface
-----	------------	---------



Ink Information

Black	7.73%	36400 sq pt
Total	7.73%	36400 sq pt

Page 134

Ink	Percentage	Surface
Black	7.64%	35986 sq pt
Total	7.64%	35986 sq pt

Page 135

Ink	Percentage	Surface
Black	7.2%	33898 sq pt
Total	7.2%	33898 sq pt

Page 136

Ink	Percentage	Surface
Black	7.53%	35436 sq pt
Total	7.53%	35436 sq pt

Page 137

Ink	Percentage	Surface
Black	7.36%	34647 sq pt
Total	7.36%	34647 sq pt

Page 138

Ink	Percentage	Surface
Black	7.12%	33521 sq pt
Total	7.12%	33521 sq pt

Page 139

Ink	Percentage	Surface
Black	5.23%	24623 sq pt
Total	5.23%	24623 sq pt

Page 141

Ink	Percentage	Surface
Black	6.02%	28333 sq pt
Total	6.02%	28333 sq pt



Page 142

Ink	Percentage	Surface
Black	7.71%	36307 sq pt
Total	7.71%	36307 sq pt

Page 143

Ink	Percentage	Surface
Black	7.57%	35658 sq pt
Total	7.57%	35658 sq pt

Page 144

Ink	Percentage	Surface
Black	7.55%	35561 sq pt
Total	7.55%	35561 sq pt

Page 145

Ink	Percentage	Surface
Black	8.02%	37756 sq pt
Total	8.02%	37756 sq pt

Page 146

Ink	Percentage	Surface
Black	7.01%	32990 sq pt
Total	7.01%	32990 sq pt

Page 147

Ink	Percentage	Surface
Black	6.97%	32811 sq pt
Total	6.97%	32811 sq pt

Page 148

Ink	Percentage	Surface
Black	7.13%	33551 sq pt
Total	7.13%	33551 sq pt

Page 149

Ink	Percentage	Surface
-----	------------	---------



Ink Information

Black	7.09%	33399 sq pt
Total	7.09%	33399 sq pt

Page 150

Ink	Percentage	Surface
Black	1.06%	4986 sq pt
Total	1.06%	4986 sq pt

Page 151

Ink	Percentage	Surface
Black	5.48%	25790 sq pt
Total	5.48%	25790 sq pt

Page 152

Ink	Percentage	Surface
Black	6.98%	32884 sq pt
Total	6.98%	32884 sq pt

Page 153

Ink	Percentage	Surface
Black	6.82%	32115 sq pt
Total	6.82%	32115 sq pt

Page 154

Ink	Percentage	Surface
Black	7.81%	36774 sq pt
Total	7.81%	36774 sq pt

Page 155

Ink	Percentage	Surface
Black	7.82%	36813 sq pt
Total	7.82%	36813 sq pt

Page 156

Ink	Percentage	Surface
Black	7.67%	36091 sq pt
Total	7.67%	36091 sq pt



🔍 Page 157

Ink	Percentage	Surface
Black	7.26%	34206 sq pt
Total	7.26%	34206 sq pt

🔍 Page 158

Ink	Percentage	Surface
Black	6.92%	32566 sq pt
Total	6.92%	32566 sq pt

🔍 Page 159

Ink	Percentage	Surface
Black	0.71%	3362 sq pt
Total	0.71%	3362 sq pt

🔍 Page 161

Ink	Percentage	Surface
Black	1.33%	6276 sq pt
Total	1.33%	6276 sq pt

🔍 Page 163

Ink	Percentage	Surface
Black	4.11%	19342 sq pt
Total	4.11%	19342 sq pt

🔍 Page 164

Ink	Percentage	Surface
Black	0.61%	2880 sq pt
Total	0.61%	2880 sq pt

🔍 Page 165

Ink	Percentage	Surface
Black	2.33%	10951 sq pt
Total	2.33%	10951 sq pt

🔍 Page 166

Ink	Percentage	Surface
-----	------------	---------



Black	3.99%	18774 sq pt
Total	3.99%	18774 sq pt

Page 167

Ink	Percentage	Surface
Black	5.01%	23584 sq pt
Total	5.01%	23584 sq pt

Page 168

Ink	Percentage	Surface
Black	6.31%	29732 sq pt
Total	6.31%	29732 sq pt

Page 169

Ink	Percentage	Surface
Black	9.06%	42652 sq pt
Total	9.06%	42652 sq pt

Page 170

Ink	Percentage	Surface
Black	4.32%	20363 sq pt
Total	4.32%	20363 sq pt

Page 171

Ink	Percentage	Surface
Black	4.66%	21925 sq pt
Total	4.66%	21925 sq pt

Page 172

Ink	Percentage	Surface
Black	4.6%	21678 sq pt
Total	4.6%	21678 sq pt

Page 173

Ink	Percentage	Surface
Black	3.26%	15327 sq pt
Total	3.26%	15327 sq pt



Page 174

Ink	Percentage	Surface
Black	4.57%	21515 sq pt
Total	4.57%	21515 sq pt

Page 175

Ink	Percentage	Surface
Black	3.49%	16435 sq pt
Total	3.49%	16435 sq pt

Page 176

Ink	Percentage	Surface
Black	3.96%	18626 sq pt
Total	3.96%	18626 sq pt

Page 177

Ink	Percentage	Surface
Black	4.66%	21949 sq pt
Total	4.66%	21949 sq pt

Page 178

Ink	Percentage	Surface
Black	6.39%	30066 sq pt
Total	6.39%	30066 sq pt

Page 179

Ink	Percentage	Surface
Black	4.98%	23442 sq pt
Total	4.98%	23442 sq pt

Page 180

Ink	Percentage	Surface
Black	3.23%	15216 sq pt
Total	3.23%	15216 sq pt

Page 181

Ink	Percentage	Surface
-----	------------	---------



Ink Information

Black	3.26%	15353 sq pt
Total	3.26%	15353 sq pt

Page 182

Ink	Percentage	Surface
Black	3.4%	16027 sq pt
Total	3.4%	16027 sq pt

Page 183

Ink	Percentage	Surface
Black	4.5%	21183 sq pt
Total	4.5%	21183 sq pt

Page 184

Ink	Percentage	Surface
Black	4.34%	20432 sq pt
Total	4.34%	20432 sq pt

Page 185

Ink	Percentage	Surface
Black	2.95%	13895 sq pt
Total	2.95%	13895 sq pt

Page 187

Ink	Percentage	Surface
Black	2.61%	12309 sq pt
Total	2.61%	12309 sq pt



enfocus PITSTOPSERVER



Output Intents

GTS_PDFX

Output condition	ISO Coated v2 300% (ECI)
Output condition identifier	Custom
Additional information	ISO Coated v2 300% (ECI)
Destination output profile	ISO Coated v2 300% (ECI)